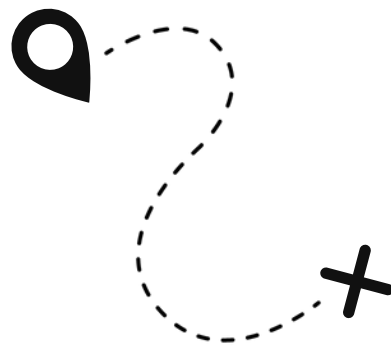


the List-Post **roadmap**



for bloggers, entrepreneurs and
online business owners

7-step roadmap

STEP ONE

Pick a number! List posts work better with a number in the headline

STEP THREE

Think About the Sequence
And explain your ordering if you choose to be unorthodox.

STEP FIVE

Number Your List Post Items!
There will always be someone who counts...

STEP SEVEN

No Fluff
It's fast and easy content to consume!

STEP TWO

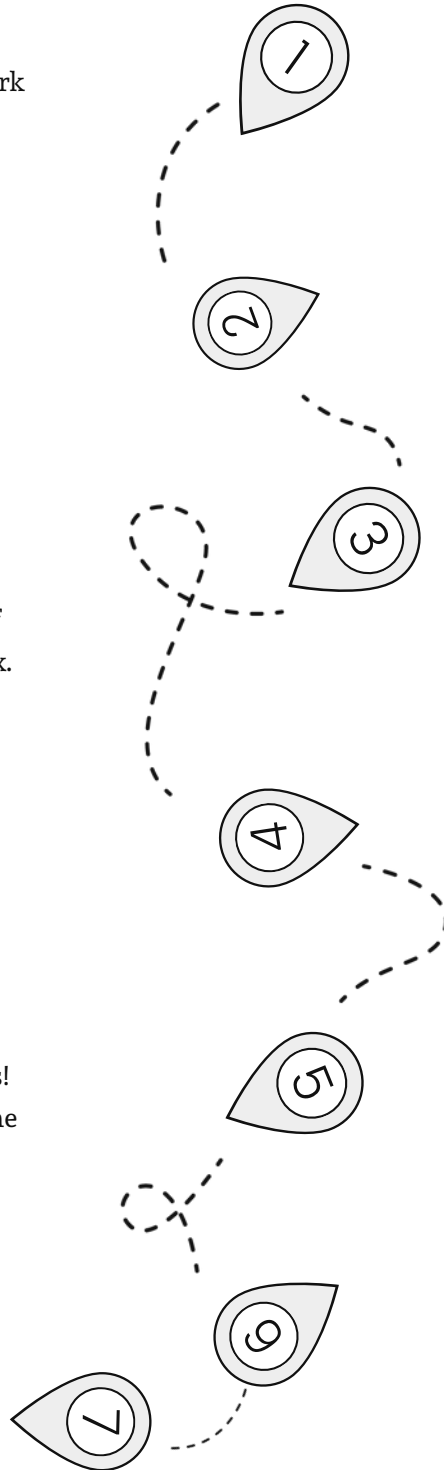
Keep Your List Items Similar so the content is enjoyed more.

STEP FOUR

Come Up With Plenty More List Items Than You Need!
Always have a few items spare...

STEP SIX

Always Use the Number in Your Title



LIST POST checklist

BREAKING IT DOWN

The final part of your list post is to summarise what you've shared in the post. In this roadmap about list posts, I've reminded you to check your headline and make sure you have a number in it. You know how to keep your list sane and how not to drive your reader to distraction by listing identical things.

Next, you plan your sequence so that it flows and then you number the items in the list. Make sure the number in the headline is a number and not a word and then edit out all of the fluff and filler words.

CHECKLIST


- Number in headline
- Strong heart paragraph
- Check list sanity
- Look at the sequence and flow
- number not letters...
- Edit the fluff!
- Add a gorgeous picture

NOTES



READY TO LEVEL UP?

Join Content Ignition



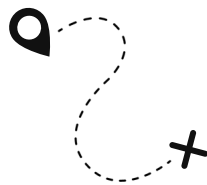
Yay! You finished the roadmap.

Check out the next level Content Ignition
online course.

SHOW ME!

READY TO LEVEL UP?

next step here



Yay! You finished the roadmap.

Il molenim net et experum dolo dellit ut ut
occum rem dollame vollacerum sit odit lab im
ni occus, sitatem quatiunduci dolupti blab.

Bor rescius dem eatiaturepe velicae volorum
quas accae vollite volore eum quam volorem
porepudam, volum harumqu aspicial et.

SIGN UP NOW