




 **CATALOG**

SPTOOLSUSA.COM



THE **AUSTRALIAN** TOOL COMPANY TAKING
QUALITY TOOLS TO THE WORLD





QUICK PRODUCT GUIDE

01	STORAGE SOLUTIONS	10	●
02	TOOL KITS	28	●
03	SOCKETS & ACCESSORIES	54	●
04	IMPACT SOCKETS & ACCESSORIES	92	●
05	WRENCHES & SHIFTERS	112	●
06	SCREWDRIVERS, HEX KEYS & BIT SETS	150	●
07	PLIERS & CUTTERS	168	●
08	STRIKING, CUTTING & FASTENING	150	●
09	SPECIALITY TOOLS	194	●
10	CORDLESS TOOLS	286	●
11	AIR TOOLS	304	●
12	COMPRESSORS	320	●
13	GENERATORS	328	●
14	VACUUM CLEANERS/BLOWERS	336	●
15	INDEX	338	●
16	WARRANTY INFORMATION	359	



PASSION, QUALITY, INNOVATION

These 3 words describe our brand and our culture. We have designed, manufactured and delivered tools to a global workforce for over 40 years. Our goal is to make tools that make the job easier and safer.

SP Tools is a professional tool company that produces hand tools and tool boxes that meet and exceed the expectation of tradesman across the globe. With a team of dedicated professionals, we strive to innovate tools and tool storage that keeps pace with an ever changing automotive and industrial landscape.

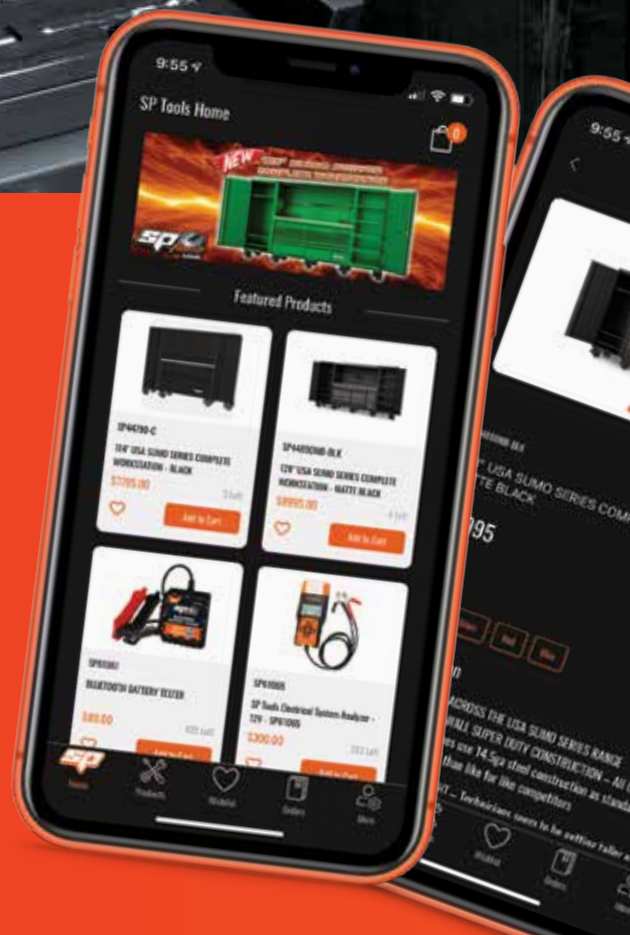
SP Tools is found in world leading race shops, dealerships, workshops and home garages that require the very best quality tools. With distribution in over 50 countries worldwide you too can own the very best... SP Tools

MOBILE APP

TOOLS AT YOUR FINGERTIPS



DOWNLOAD NOW



SP **NEXTECH** **STUDENT PROGRAM**

STARTING YOUR CAREER WITH THE RIGHT GEAR

SP Tools has worked closely with several educational institutions for many years to help develop tomorrow's technicians' skills and equip them with the right tools to help build their future.

We understand how tough it is to get your career started and how hard it is to start it off with the quality tools you actually need and use.

The SP Apprentice Program offers apprentices significant savings and exclusive deals on essential tools that will last you a lifetime.

SUCCESS IS BUILT WITH SP TOOLS



SCAN THIS CODE

TO WATCH OUR SP NEXTECH
STUDENT TECH PROGRAM VIDEO FOR
MORE INFORMATION



WWW.SPNEXTECH.COM



**EASY
CREDIT**

TOOLS TODAY - PAY WEEKLY

OWN QUALITY TOOLS TODAY & PAY THEM OFF MONTHLY

WE CAN HELP FINANCE YOUR NEXT SP TOOLS PURCHASE

**BELMONT AND OTHER PAYMENT METHODS ALLOW YOU TO PAY OFF
YOUR NEW SP TOOLS AND EQUIPMENT AFTER RECEIVING THEM.**

This means you can buy ANY SP Tools products - Tool Kits, Tool Boxes, Hand Tools, Air Tools, Cordless Tools, Compressors, Generators and Pressure Washers - today and pay them off over time.



FOR PAYMENTS OF \$1,000 OR MORE

Klarna.

FOR PAYMENTS \$1,000 OR LESS

***PAY IN 4**

****INTEREST FREE**

- FAST, QUICK & EASY
- NO UNNECESSARY PAPERWORK

APPLY AT CHECKOUT

Monthly payments vary. For approved applicants only, terms and conditions apply. *Plans may vary. **Interests rate may vary per applicant.



BECOME A FRANCHISE

With a vast network of SP Tools dealers and service agents spanning across Australia and the world, you too can become a part of the fastest-growing tool company in the world!

To learn more about becoming a distributor within the USA, contact our support line. **(855) 839-2626**.



TO LEARN MORE INFORMATION ON
BECOMING A DEALER OR TO LOCATE A
DEALER NEAR YOU, CONTACT

(855) 839-2626

TESTIMONIALS

For us, it's about equipping a shop with all your needs. Although they're sort of new here in the country, [SP Tools USA is] not a new tool company. And then, to be able to align myself with a tool company that can think outside-of-the-box [is a huge benefit]. There are a lot of times when we build stuff in the shop, especially one-off stuff; sometimes you need a specific tool that [companies] don't even make. I can now turn to SP Tools ... they'll duplicate that tool and actually manufacture the tool.

David Ankins
ToyMakerz
@Toymakerztv



SP Tools is the official tool of the 4x4Barbie brand. We use SP Tools to keep us going with race RZRs, show trucks, tow trucks, snowmobiles, and a monster truck. Before races, events, and showings, all of our equipment and vehicles must be maintained. With high-quality machines, we prefer to use high-quality tools.

Pleasant Cook
4x4 Barbie
@4x4_barbie



If you want quality and a huge diverse range of equipment, you can't look past SP Tools. I have been using their products for numerous years now both in the workshop, at the race track or in the shed at home. In our sport, every second counts. Using the SP cordless products opens up our teams capabilities to a whole new level, both during the races and in the pits while servicing the Supercar. I feel very honoured to be able to associate myself with such a professional and Australian proud brand.

Todd Hazelwood
Supercar Driver



As a diesel engine enthusiast and mechanic, my lively hood depends on quality tools to get the job done. Using SP Tools products such as electric impacts, jump packs, wrenches, and the mighty USA Sumo Series tool box, I feel confident that every job will go smoothly and my tools will never let me down.

Joshua Albrecht
Truck Master
@Truck_master07



SP Tools is an essential part of my life on the farm with heavy duty machinery to traveling the world with my FMX bike. I use every element of the SP Tools range including compressors, roller cabs and torque wrenches.

Jackson Strong
X Game FMX Gold Medallist



When building performance engines for the toughest conditions, either endurance car racing, drag car, race boats, burnout cars or someone's weekend cruiser, I need the right tools to help complete the job. I need my tools to be as durable as our engines and the only tools we have found to provide us the confidence we can trust is SP Tools. For me to deliver the best we need to use the best. SP Tools is our only choice.

Troy Worsley
Warspeed industries



The roll cabinet draw layouts and foam organisers work perfectly for Carrera Cup Racing with multiple people accessing the tool box over race weekends. The lock mechanism on the wheels also works great for us in transit moving our equipment around the country.

Todd Gleeson
Wall Racing
Number 1 Mechanic on David wall's
Carrera Cup Car #38



The SPGi2000 is easy enough to use. We simply fuelled it, switched it on and it started with a few pulls of the cord. Subsequent starts were even easier, and we ran a powerboard off the 240V outlet to power laptops and charge batteries each afternoon. The SPGi2000 is relatively compact and weighs 22kg. We strapped it in the canopy-protected back of a ute for the trip, along with a five-Liter fuel can which we didn't use throughout the two weeks. We say: Simple and easy to use.

4x4 Australia Magazine



01

STORAGE SOLUTIONS

YOUR TOOLS ARE AN ASSET AND KEEPING THEM IN GOOD CONDITION REQUIRES HIGH QUALITY TOOL STORAGE, SP TOOLS OFFERS YOU A RANGE OF STORAGE SOLUTIONS OF TOP CHESTS, ROLLER CABINETS (BOTH STANDARD AND WIDE BODY), INTERMEDIATE STACKER BOXES, SIDE CABINETS, TOOL/SERVICE TROLLEYS, FIELD SERVICE BOXES, TOOL BAGS, STORAGE CASES AND MUCH MORE.



★ USA SUMO



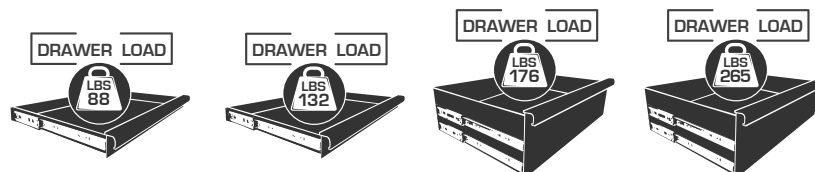
EXTREME DRAWER LOAD RATING

TRUSTED QUALITY FOR STRENGTH AND DURABILITY

SP's range of tool boxes and roller cabinets are capable of carrying a substantially large weight load. The strength lies in our high quality, heavy duty 28 ball bearing drawer slides - Built to withstand the toughest environments.

All standard size drawers are fitted with a single set of drawer slides, each capable of supporting a load rating between 40 & 132 lbs, depending on the series of tool box or roll cab.

Select deep drawers are fitted with two sets of drawer slides, thus increasing the load rating to a massive 80 or 265 lbs (Series dependant).



SUB-CATEGORIES:

USA SUMO SERIES - TOOL BOXES & ROLL CABS	12
USA SUMO SERIES - SIDE CABINETS	16
MAGNETIC HOLDERS	17
WORKSHOP BENCHES	18
ENGINE TEAR DOWN BENCHES	19
DIAGNOSTIC TROLLEYS	19
TOOL/SERVICE/TECHNICIANS TROLLEYS	20
CUPBOARDS	21
PARTS ORGANISERS	21
PORTABLE TOOL BOXES	23
TRUCK/UTE BOXES	25
FIELD SERVICE TOOL BOXES	26



> USA SUMO SERIES

We all know that in the USA, "BIGGER IS BETTER". The culture of mechanical technicians is no different. With that in mind SP Tools set about designing a new range of tool storage that would not only satisfy the USA market, but do it bigger and better.

INCLUDES MAGNETIC
MOUNT POWER BOARD

BUILT-IN
LIGHTING

STEEL PEGBOARD
REAR WALL



★ **USA SUMO**

MAX **LBS** LOAD
7055LBS

13 DRAWER
ROLLER CABINET

DOUBLE DRAWER
BANK

STAINLESS STEEL
WORKTOP

BUILT-IN CABLE
ACCESS PORTS

ROLLER DRAW
SHELVES

EXTREME DUTY
SPRING CASTORS

50%
THICKER STEEL

STEEL FRAME

**MAGNETIC
POWER
BOARD**

**EXTRA HIGH
CLEARANCE**

**UV
POWDER
COATING**

**MAX BALL
BEARING
SLIDES**

**SUPER DUTY
CASTORS**

> **3 COLOUR OPTIONS**



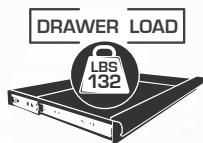
STACKABLE STORAGE

SP makes it easy to expand your tool kits storage as the time comes. These Tool Boxes and roller cabs can be stacked together.

Full Combined Dimensions:
114w x 24.5d x 69h
(77h with castors)

59"

USA SUMO SERIES WIDE TOP HUTCHES & ROLLER CABINETS



NEW FEATURES

- **DOUBLE WALL SUPER DUTY CONSTRUCTION** – all USA Sumo Series boxes use 1.5mm (14.5ga) steel construction as standard. That's more steel than like for like competitors
- **EXTRA HEIGHT** – technicians seem to be getting taller every generation. SP Tools has stepped it up and increased the head clearance height on our USA Sumo Series Hutches. We have set the new clearance at (6'1").
- **ON-BOARD POWER** – charge and store all your cordless tools, lighting, and diagnostic equipment. SP Tools has created a unique on-board magnetic attachment system so you can move and use your power where ever you need.
- **SUPER DUTY CASTERS** – all USA Sumo Series storage system use the unique spring-loaded super duty caster. Each caster is capable of supporting 400kg.
- **SP MAX BBS DRAWER SLIDES** – the drawer slides in the new USA Sumo series have lifted us to a new level of capacity over and above our existing BBS. They are rated at 132 lbs per drawer and 265 lbs per drawer on the wider and deeper drawers
- **SP ONE-TOUCH CLIKLOK** – the new drawer retention system has an easy one touch single handed release and open function. The perfect combination to keep the drawers securely closed, but easy to open
- **UV POWDER COATING** – the USA Sumo Series uses the latest technology in Ultraviolet (UV) powder coating. We have combined the advantages of thermosetting powder coatings with those of liquid ultraviolet cure coating technologies.

59" USA SUMO SERIES POWER TOP HUTCH SHELF/PEGBOARD/LIGHT

59w x 24.5d x 34h

- Heavy duty steel wall construction
- Includes magnetic mount power board with 4 power outlets and 2 USB ports, ideal for power tools, chargers, etc
- 2 Power board cable access ports
- Steel pegboard rear wall to organise frequently used tools
- 2 Built-in 23.5" LED lights
- Fixed full length shelf
- Dual gas strut security panel stays
- Security panel folds away into hutch
- Internal locking system for extra security

SP44730	BLACK/CHROME
SP44730BL	BLUE/BLACK
SP44730G	GREEN/BLACK



59" USA SUMO SERIES ROLLER CABINET 13 DRAWER

59w x 24.5d x 35h
(43h WITH CASTORS)

- Heavy duty steel wall construction
- Stainless steel work top
- Full length deep top drawer
- Includes magnetic mount power board
- Power board cable access ports on sides
- Soft Close drawers with heavy duty full extension ball bearing drawer slides
- SP Kliklok drawer locking system ensures drawers stay closed and secure
- Internal locking system for extra security
- Extreme duty spring castors - 2x lockable swivel
- Top drawer load weight: 265 lbs
- Standard drawer load weight: 132 lbs
- Bottom drawers load weight: 265 lbs

Drawers Dimensions:

- 1x Drawer: 54w x 22.5d x 4.5h
- 4x Drawers: 29w x 22.5d x 1.75h
- 1x Drawer: 29w x 22.5d x 4h
- 1x Drawer: 29w x 22.5d x 9.5h
- 4x Drawers: 22.25w x 22.5d x 1.75h
- 1x Drawer: 22.25w x 22.5d x 4h
- 1x Drawer: 22.25w x 22.5d x 9.5h

SP44725	BLACK/CHROME
SP44725BL	BLUE/BLACK
SP44725G	GREEN/BLACK





> USA SUMO SERIES

We all know that in the USA, "BIGGER IS BETTER". The culture of mechanical technicians is no different. With that in mind SP Tools set about designing a new range of tool storage that would not only satisfy the USA market, but do it bigger and better.

INCLUDES 2 MAGNETIC
MOUNT POWER BOARDS

BUILT-IN
LIGHTING

STEEL PEGBOARD
REAR WALL



21 DRAWER
ROLLER CABINET

TRIPLE DRAWER
BANK

STAINLESS STEEL
WORKTOP

BUILT-IN CABLE
ACCESS PORTS

ROLLER DRAW
SHELVES

EXTREME DUTY
SPRING CASTORS

50%
THICKER STEEL

STEEL FRAME



> 3 COLOUR OPTIONS



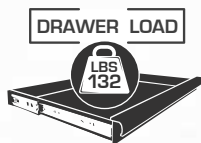
STACKABLE STORAGE

SP makes it easy to expand your tool kits storage as the time comes. These Tool Boxes and roller cabs can be stacked together.

Full Combined Dimensions:
128w x 24.5d x 77h
(77h with castors)

73"

USA SUMO SERIES WIDE TOP HUTCHES & ROLLER CABINETS



73" USA SUMO SERIES POWER TOP HUTCH SHELF/PEGBOARD/LIGHT

73W x 24.5D x 34H

- Heavy duty steel wall construction
- Includes 2x magnetic mount power boards, each with 4 power outlets and 2 USB ports, ideal for power tools, chargers, etc
- 2 Power board cable access ports
- Steel pegboard rear wall to organise frequently used tools
- 2 Built-in 23.5" LED lights
- Fixed full length shelf
- Dual gas strut security panel stays
- Security panel folds away into hutch
- Internal locking system for extra security

SP44830	BLACK/CHROME
SP44830BL	BLUE/BLACK
SP44830G	GREEN/BLACK



73" USA SUMO SERIES ROLLER CABINET 21 DRAWER

73W x 24.5D x 35H
(43H WITH CASTORS)

- Heavy duty steel wall construction
- Stainless steel work top
- Full length deep top drawer
- Includes magnetic mount power board
- Power board cable access ports on sides
- Soft Close drawers with heavy duty full extension ball bearing drawer slides
- SP Kliklok drawer locking system ensures drawers stay closed and secure
- Internal locking system for extra security
- Extreme duty spring castors - 2x lockable swivel
- Top drawer load weight: 265 lbs
- Standard drawer load weight: 132 lbs
- Bottom drawers load weight: 265 lbs

Drawers Dimensions:

- 1x Drawer: 54w x 22.5d x 4.5h
- 3x Drawers: 29w x 22.5d x 1.75h
- 2x Drawer: 29w x 22.5d x 73h
- 1x Drawer: 29w x 22.5d x 9.5h
- 3x Drawers: 22.25w x 22.5d x 1.75h
- 2x Drawer: 22.25w x 22.5d x 73h
- 1x Drawer: 22.25w x 22.5d x 9.5h
- 1x Drawer: 12w x 22.5d x 4h
- 4x Drawers: 12w x 22.5d x 1.75h
- 2x Drawers: 12w x 22.5d x 73h
- 1x Drawer: 12w x 22.5d x 9.5h

SP44825	BLACK/CHROME
SP44825BL	BLUE/BLACK
SP44825G	GREEN/BLACK



MAGNETIC MOUNT POWER BOARD

UNIQUE TO SP TOOLS



POSITION YOUR POWER BOARD ANYWHERE ON YOUR TOOL KIT.

All USA SUMO SERIES roll cabs, top hutches and side cabinets include several cable access points, strategically positioned to allow you to power or charge your tools and USB Powered devices as conveniently as possible. Each power board includes 4 individually switched surge protected power outlets and 4 USB ports.

USA SUMO SERIES SIDE CABINETS

SUITS USA SUMO SERIES
ROLLER CABINETS & TOP
HUTCH COMBOS ONLY

SIDE CABINETS

EXPANDING YOUR USA SUMO SERIES
TOOL KIT STORAGE MADE SIMPLE.

MAX LOAD
1763LBS

4 SOFT CLOSE ROLLER
DRAW SHELVES

27" USA SUMO SERIES SIDE CABINETS

27.5W x 24.5D x 77H

- Heavy duty steel wall construction
- Power board cable access ports on sides
- Internal locking system for extra security
- 2x extreme duty castors
- Reversible castors and doors - Side cabinet can be used on either side of the hutch and roller cabinet combo
- UV powder coating resists scratching
- Soft Close drawers with heavy duty full extension ball bearing drawer slides on roller drawer side cabinet

3 FIXED SHELVES CLOTHES HANG RAIL

SP44885	BLACK/CHROME
SP44885BL	BLUE/BLACK
SP44885G	GREEN/BLACK

4 ROLLER SHELVES 1 FIXED SHELF

SP44880	BLACK/CHROME
SP44880BL	BLUE/BLACK
SP44880G	GREEN/BLACK

DRAWER LOAD



LARGE VOLUME COMPARTMENT
WITH CLOTHES HANG RAIL



SP'S RANGE OF USA SUMO SERIES SIDE CABINETS ARE DESIGNED TO EASILY FIT TO THE SIDE OF USA SUMO SERIES ROLLER CABINETS AND TOP HUTCH COMBOS.

★ USA SUMO

HEAVY DUTY
CONSTRUCTION

SECURE LOCKING
SYSTEM

LARGE STORAGE
COMPARTMENTS

BUILT-IN CABLE
ACCESS PORTS

REVERSIBLE CASTORS
& DOORS

EXTREME DUTY
SPRING CASTORS

➤ 3 COLOUR OPTIONS



50%
THICKER STEEL

STEEL FRAME

**MAGNETIC
POWER
BOARD**

**EXTRA HIGH
CLEARANCE**

**UV
POWDER
COATING**

**MAX BALL
BEARING
SLIDES**

**SUPER DUTY
CASTORS**

MAGNETIC TOOL ORGANIZERS/HOLDERS

MAGNETIC HOLDERS



PRY BAR HOLDER

- Best suited for: SP 4pc Pry Bar Set (SP30804)

SP30904



TRAY & SCREWDRIVER HOLDER

- Best suited for holding screwdrivers on the side holders
- Tray section ideal for holding parts, screws, bolts, nuts etc

SP30907



SPRAY CAN HOLDER

- Best suited for aerosol cans: spray paint, WD-40, cleaners, lubricant sprays etc

SP30908



PAPER TOWEL HOLDER

- Ideal for having paper towel handy
- Adjusts to various length rolls

SP30909



FOLDABLE HOLDER

- Best suited for: SP 9pc T-handle Sockets Set (SP20800)

SP30905



STEPPED HOLDER

- Best suited for: SP 9pc T-handle Sockets Set (SP20800)

SP30906

Pleasant Cook
4x4 Barbie

WORKSHOP BENCHES



SP40400

WORKSHOP BENCH - HEAVY DUTY

78.75W x 61.75D x 34.5H

- Heavy duty steel frame
- Combination stainless steel & rubber worktop
- Load capacity: 2205 lbs (1 Ton)
- 3x lockable drawers
- 53 Liter storage capacity
- Can be bolted to the floor

Drawers Dimensions:

- 3x drawers: 13.5w x 17d x 4.75h



SP40410

WORKSHOP BENCH HEAVY DUTY

1250W x 61.75D x 34.5H

- Heavy duty steel frame
- Rubber worktop
- Load capacity: 400kg
- 2x lockable drawers
- 34 Liter storage capacity
- Can be bolted to the floor

Drawers Dimensions:

- 2x drawers: 13.5w x 17d x 4.75h



TEAR DOWN BENCH

SP40415

PROFESSIONAL ENGINE TEAR DOWN BENCH

47.25W x 61.75D x 34.5H

- Heavy duty steel frame
- Tapered bench top to drain oil/fluid away from work area
- Load capacity: 2132 lbs
- 1 lockable drawer
- Fluid receiver: 1.3 gal
- Supplied with heavy duty castors or can be bolted to the floor

Drawers Dimensions:

- 1x drawers: 13.5w x 17d x 4.75h



DIAGNOSTIC TROLLEY

SP40015

DIAGNOSTIC TROLLEY 4 DRAWER

38W x 16.25D x 38H

- Internal locking system for extra security
- Heavy duty 28 ball bearing drawer slides
- Robust wall construction
- Double powder coating resists scratching
- Full drawer extension capabilities
- Work surface with storage compartment underneath
- Screwdriver holders in lid compartment and on both sides of trolley
- 4x swivel (2x lockable) heavy duty castors

Dimensions:

- Top compartment 27w x 15.75d x 4h
- 2x Drawers: 12w x 14d x 1.75h
- 1x Drawer: 25.5w x 14d x 6.5h
- 1x Drawer: 25.5w x 14d x 3.75h
- Bottom tray area: 30w x 16d x 15.75h



DIAGNOSTIC
TOOL STORAGE
COMPARTMENT

Work surface with
storage compartment

Internal screwdriver
Slots on both sides

External screwdriver
Slots on both sides

Smooth roller
bearing sliders

Lockable swivel
castors

IMPROVES BUSY WORKSHOP
EFFICIENCY BY STORING AND
ORGANISING DIAGNOSTIC
EQUIPMENT AND TOOLS IN A
MOBILE WORK STATION

TOOL & SERVICE TROLLEYS



SP40107

TOOL TROLLEY 2 DRAWER

35.5W x 43.5D x 35H

- Internal locking system for extra security
- Heavy duty 28 ball bearing drawer slides
- Robust wall construction
- Double powder coating resists scratching
- Full drawer extension capabilities
- SP Kliklok on all drawers ensures drawers stay shut and secure
- 4x swivel (2x lockable) heavy duty castors

Dimensions:

- Top tray area: 30w x 19d
- 2x Drawers: 24.5w x 16d x 55h
- Bottom tray area: 30w x 19d x 13.5h



Screwdriver slots on both sides of trolley



Screwdriver slots on both sides of trolley



Smooth roller bearing sliders



Lockable swivel castors

SP40019

PROFESSIONAL SERVICE TROLLEY 3 SHELF

34.25 x 18.75D x 33.25H

- Solid Steel Frame
- Adjustable middle tray - drop down or remove for more tray space
- 2x Fixed & 2x lockable swivel heavy duty castors
- 330 lbs Load Capacity

Dimensions:

- Top tray area: 30w x 41.75d
- Middle tray area: 30w x 41.75d x 11.25h (Adjustable Height)
- Bottom tray area: 30.25x x 41.75d x 15h

NEED MORE STORAGE
IN THE MIDDLE?
Drop down or remove
the adjustable shelf





WORKSHOP CUPBOARD

SP40450

STORAGE CABINET 2 DOOR

48W x 24D x 78H

- Ideal for all kinds of general workshop storage
- Strong and durable heavy duty steel
- 4x reinforced adjustable shelves hold up to 440 lbs
- 3 point locking doors for extra security
- Powder-coated finish resistant to chipping and corrosion



3 point locking system for extra security



Adjustable shelves hold up to 440 lbs



- * Delivered as a flat pack, assembly required
- * Compressor & safety gear not included

PARTS ORGANIZERS



SP40568

STEEL ORGANISER UNIT 18 DRAWER

71.5W x 12D x 12H

Drawers Dimensions:

- 18x drawers: 4.5w x 11.25d x 2.25h

FEATURES:

- Ideal for storing and organising small parts and components in workshops or on mobile service vehicles
- Heavy gauge steel frame
- 18 heavy duty plastic drawers with stops
- Includes 2-dividers per drawer
- Drawer stops ensure drawers stay closed and secure
- Powder coated for maximum corrosion resistance

IDEAL FOR MOBILE SERVICE VEHICLES
Storage unit easily mounts to your van, giving you easy access to small parts or components



* Tools and accessories not included

PARTS ORGANIZERS CONTINUED



CANTILEVER ORGANISERS HEAVY DUTY

- Cantilever design for easy access to all contents
- Removable top organiser trays and parts bins
- Transparent lid allows seeing the contents of the box at a glance
- Back legs provide optimum support and keep the organiser stable at all times
- Rugged, heavy duty steel latches
- Sturdy & comfortable carry handle for easy transportation

IDEAL FOR STORING & CARRYING TOOLS AS WELL AS ORGANISING SMALL PARTS & ACCESSORIES - NUTS, BOLTS, NAILS, SCREWS, STAPLES AND MORE!

AVAILABLE IN 2 SIZES

SP40378	Medium - 22.25" x 12.5" x 5"
SP40379	Large - 22.25" x 12.5" x 9.70"



PERFECT FOR STORING & ORGANISING YOUR BOLTS, NUTS, NAILS, SCREWS & MORE



SP40375


PARTS ORGANISER SET 3 PIECE

- Perfect for storing and organising your bolts, nuts, nails, screws and more
- The organisers feature a transparent lid that allows for the contents to be viewed easily
- Ideal for storing nuts, bolts, nails, screws, staples, etc
- Constructed of durable plastic
- Set includes 3 sizes - Small, medium & large

ALSO AVAILABLE INDIVIDUALLY

SP40370	Small - 9.5" x 7" x 1.5"
SP40371	Medium - 13" x 10" x 2"
SP40372	Large - 33.5" x 12" x 2.5"

PARTS ORGANIZERS



DRAWER ORGANISER TRAY SUITS ALL SP TOOL BOXES & ROLL CABS

- Organises your tool kit drawers - Ideal for making frequently used tools easy to find
- Constructed from durable light-weight steel
- Easy grab front and rear lip for easy pick-up and removal from drawer

AVAILABLE IN 2 SIZES

SP40151	Small - 15" x 7" x 2"
SP40152	Large - 15.5" x 9.5" x 2"

PORTABLE TOOL BOXES



CANTILEVER TOOL BOX HEAVY DUTY

- Twin lids for easy access to tools
- Large trays for easy access
- Heavy duty steel construction
- Trays open automatically when handle is depressed and close when lifted
- 4 upper trays when expanded and a large bottom tray for larger tools
- Heavy duty hinges

AVAILABLE IN 2 SIZES

SP40323	4 gal - 16" x 8" x 13.75"
SP40325	6 gal - 21.5" x 8" x 8"

PORTABLE TOOL BOXES

SP40305

COMPACT TECHNICIAN'S TOOL BOX 5 TRAY

14W x 9.25D x 11H

- Adjustable tray dividers for customizing compartments
- EVA insulate lined for extra protection
- Aluminium ergonomic lock with key system for security
- Wide opening case allows for easy & quick access to tools
- High quality aluminium frame construction
- Reinforced aluminium corners for extra strength & durability

Dimensions:

- 4x Adjustable Trays: 12.5w x 3.5d x 1.5h
- Base Compartment: 13.75w x 8.25d x 4.5h



TRUCK BOX WITH TOTE TRAY HEAVY DUTY OFF ROAD SERIES

- Heavy duty 14.5ga steel construction
- Steel tote tray with handles
- Large base compartment for larger tools
- Heavy duty full length piano hinge
- Sturdy metal carry handle
- Security latch for padlocking
- Powder coat finish for maximum durability and corrosion resistance

AVAILABLE IN 2 SIZES

SP40301 8 gal - 22w x 9.25d x 9h

SP40302 21.5 gal - 26.25w x 11.25d x 16.70h



OFF ROAD SERIES

STEEL TRUCK/UTE BOX - OFF ROAD SERIES INDUSTRIAL DUTY - 3 DRAWER

27.5w x 15.75d x 19h



BUILT TO LAST
Ideal for the back of work vehicles

DUAL GAS STRUT LID STAYS


REMOVABLE TOTE TRAYS

cliklok
Drawer locking system ensures drawers stay closed and secure

WATER GUTTERS IN ALL DRAWERS

HEAVY DUTY FULL EXTENSION DRAWERS

50%
THICKER STEEL



SP40330

FEATURES

- Heavy gauge steel construction
- Powder coating resists scratching
- Heavy duty 28 ball bearing drawer slides
- Heavy duty gas struts
- 4x big grip side carry handles
- Weather resistant
- Includes water gutters in all drawers
- Lockable

DIMENSIONS:

- Tool Compartment: 25w x 14.5d x 6.5h
- 2x Removable Trays: 7w x 13d x 2h
- 3x Drawers: 24.75w x 14.5d x 4h

DRAWER LOAD CAPACITY:

- Drawer load weight: 88 lbs



INDUSTRIAL DUTY

STEEL FRAME



FULL DRAWER EXTENSION



BALL BEARING SLIDES



DUAL LAYER POWDER COAT



SECURE LOCK

OFF ROAD SERIES

FIELD SERVICE TOOL BOX - OFF ROAD SERIES HEAVY DUTY - 7 DRAWER

28.75w x 20D x 26H (mm)

28.75"

26"

20"

SP40317

FEATURES

- Constructed with 50% thicker steel for increased durability and strength
- Full roll cage protection
- Drop down security front panel with weather resistant seal
- Dual gas strut lid stays
- Internal locking system for extra security
- Full drawer extension capabilities
- Heavy duty 28 ball bearing drawer slides
- SP Kliklok on all drawers
- Skid rail base to provide reinforcement
- Lifting handles ideal for lifting slings
- Double Powder coating for maximum corrosion and scratch resistance

DRAWERS DIMENSIONS:

- 3x Drawers: 6.8w x 16d x 2.5h
- 2x Drawers: 22.5w x 16d x 2.5h
- 2x Drawers: 22.5w x 16d x 3.25h

DRAWER LOAD CAPACITY:

- Drawer load weight: 88 lbs

50%
THICKER STEEL

BUILT TO LAST

Ideal for the back of work vehicles



Drawer locking system ensures drawers stay closed and secure

DUAL GAS STRUT LID STAYS

FULL ROLL CAGE PROTECTION

DROP DOWN SECURITY FRONT PANEL

HEAVY DUTY FULL EXTENSION DRAWERS

SKID RAIL BASE



50%
THICKER STEEL

STEEL FRAME



OFF ROAD SERIES

FIELD SERVICE TOOL BOX - OFF ROAD SERIES HEAVY DUTY - 7 DRAWER

35W x 20D x 24.25H

35"

24.25"

20"

- Robust, heavy duty wall construction
- Full roll cage protection
- Drop down security front panel with weather resistant seal
- Dual gas strut lid stays
- Internal locking system for extra security
- Full drawer extension capabilities
- Heavy duty 28 ball bearing drawer slides
- SP Kliklok on all drawers ensures drawers stay shut and secure
- Skid rail base to provide reinforcement and extra protection
- Lifting handles ideal for lifting slings
- Double Powder coating for maximum corrosion and scratch resistance

DRAWER LOAD CAPACITY:
• Drawer load weight: 88 lbs

DRAWERS DIMENSIONS:
• 3x Drawers: 8.8w x 16d x 1.75h
• 1x Drawer: 29w x 16d x 1.75h
• 3x Drawers: 29w x 16d x 2.75h

30%
THICKER STEEL

BUILT TO LAST
Ideal for the back of work vehicles

DRAWER LOAD



DUAL GAS STRUT LID STAYS

DROP DOWN SECURITY FRONT PANEL



Drawer locking system ensures drawers stay closed and secure

FULL ROLL CAGE PROTECTION

HEAVY DUTY FULL EXTENSION DRAWERS

SKID RAIL BASE



WEATHER RESISTANT

AVAILABLE IN WHITE

2 COLOURS AVAILABLE

SP40321 WHITE
SP40322 BLACK

30%
THICKER STEEL

STEEL FRAME



FULL DRAWER EXTENSION



BALL BEARING SLIDES



DUAL LAYER POWDER COAT



SECURE LOCK

02 | TOOL KITS

ARE YOU AN APPRENTICE, AN AUTOMOTIVE MECHANIC, A DIESEL FITTER OR ANY TRADE THAT NEEDS A QUALITY SET OF TOOLS THAT MATCH YOUR SKILLS?

SP TOOLS HAS DESIGNED OVER 100 DIFFERENT TOOL KITS THAT SUIT VARIOUS TRADES AND WORK ENVIRONMENTS. USING OUR TRADE QUALITY CHROME TOOLS WITH PRECISION CUT EVA FOAM STORAGE WE PACK OUR TOOL KITS AND OFFER EXACTLY WHAT YOU NEED.





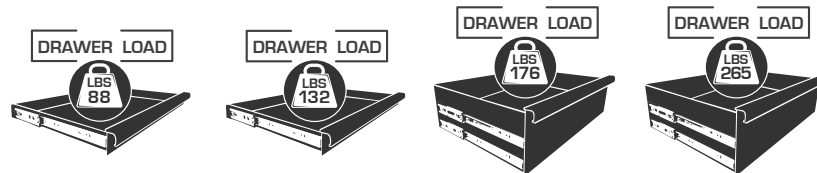
EXTREME DRAWER LOAD RATING

TRUSTED QUALITY FOR STRENGTH AND DURABILITY

SP's range of tool boxes and roller cabinets are capable of carrying a substantially large weight load. The strength lies in our high quality, heavy duty 28 ball bearing drawer slides - Built to withstand the toughest environments.

All standard size drawers are fitted with a single set of drawer slides, each capable of supporting a load rating between 40 & 132 lbs, depending on the series of tool box or roll cab.

Select deep drawers are fitted with two sets of drawer slides, thus increasing the load rating to a massive 80 or 265 lbs (Series dependant).



SUB-CATEGORIES:

USA SUMO SERIES - METRIC & SAE	30
OFF ROAD SERIES - FIELD SERVICE	34
PORTABLE KARTING TOOL KITS	40
PORTABLE TOOL KITS	40
TOOL KITS (NO BOXES)	42
EVA FOAM TOOL TRAYS - TOOLS INCLUDED	44
EVA FOAM TOOL TRAYS - TOOLS NOT INCLUDED	51

METRIC & SAE

USA SUMO SERIES

KIT INCLUDES
QUAD DRIVE, GEAR DRIVE
& FLARE NUT WRENCHES



KIT INCLUDES
12V CORDLESS IMPACT
WRENCH & RATCHET
WRENCH KIT



EVA TOOL STORAGE

Wrenches and sockets housed in
EVA foam organiser trays



Drawer locking system ensures
drawers stay closed and secure

**MAGNETIC MOUNT
POWER BOARD**

Position your power board
anywhere on your tool kit.



**6'1" HEAD
CLEARANCE**

87"

**13 DRAWER
ROLLER CABINET**

**DOUBLE DRAWER
BANK**

DRAWER LOAD



DRAWER LOAD



**STAINLESS STEEL
WORKTOP**

**BUILT-IN CABLE
ACCESS PORTS**

**ROLLER DRAW
SHELVES**

**EXTREME DUTY
SPRING CASTORS**

87" USA SUMO SERIES WORKSTATION TOOL KIT METRIC & SAE 517 PIECE

COMBINED DIMENSIONS:
86.5w x 24.5d x 77h

STORAGE SOLUTIONS INCLUDED:

- Roller Cabinet - 13 Drawer
- Power Top Hutch - Shelf/Pegboard/Light/Power board
- Side Cabinet - 4 Roller Shelves/1 Fixed Shelf

SP50800 BLACK/CHROME
SP50800BL BLUE/BLACK
SP50800G GREEN/BLACK

- Super duty steel double wall construction
- Extra high head clearance
- Includes magnetic mount power board with 4 power outlets and 2 USB ports, ideal for power tools, chargers, etc
- Multiple power board cable access ports
- Steel pegboard rear wall to organise frequently used tools
- 2 Built-in 23.5" LED lights
- Hutch features a fixed full length shelf

- Dual gas strut hutch security panel stays
- Security panel folds away into hutch
- Soft Close drawers with heavy duty full extension ball bearing drawer slides
- SP Kliklok drawer locking system ensures drawers stay closed and secure
- Side cabinet features 4x roller shelves
- Internal locking system for extra security
- Extreme duty spring castors
- UV powder coating.

AVAILABLE IN 3 COLOUR OPTIONS



50%
THICKER STEEL

STEEL FRAME

**MAGNETIC
POWER
BOARD**

**EXTRA HIGH
CLEARANCE**

SP kliklok

**POWDER
COATING**

**FULL DRAWER
EXTENSION**

**MAX BALL
BEARING
SLIDES**

87" USA SUMO SERIES WORKSTATION TOOL KIT - METRIC & SAE

CONTENTS

1/4"DR SOCKETS & ACCESSORIES

- 12pt - 4, 5, 6, 7, 8, 9, 10, 11, 12 & 13mm
- 12pt - 3/16, 7/32, 1/4, 9/32, 5/16, 11/32, 3/8, 7/16 & 1/2"
- Torx - T10, T15, T20 & T25
- 45T Ratchet, Flex Handle & Universal Joint
- Extension Bars - 2" & 6"

3/8"DR SOCKETS & ACCESSORIES

- 12pt - 6, 7, 8, 9, 10, 11, 12, 13, 14, 15, 16, 17, 18, 19, 20, 21 & 22mm
- 12pt - 1/4, 5/16, 3/8, 7/16, 1/2, 9/16, 5/8, 11/16, 3/4, 13/16 & 7/8"
- 12pt Deep - 10, 11, 12, 13, 14, 15, 16, 17, 18 & 19mm
- 12pt Deep - 5/16, 3/8, 7/16, 1/2, 9/16, 5/8, 11/16 & 3/4"
- 6pt Impact - 10, 11, 12, 13, 14, 15, 16, 17, 18 & 19mm
- Torx - T27, T30, T40, T45, T2" & T55
- Inhex - 6, 7, 8, 9 & 10mm
- Inhex - 3/16, 7/32, 1/4, 5/16 & 3/8"
- Spark Plug Sockets - 5/8 & 13/16"
- 45T Ratchet, Flex Handle & Universal Joint
- Extension Bars - 3" & 6"
- Adapters - 3/8Fx1/4M (x2) & 3/8Fx1/2M

1/2"DR SOCKETS & ACCESSORIES

- 12pt - 10, 11, 12, 13, 14, 15, 16, 17, 18, 19, 20, 21, 22, 23, 24, 26, 27, 30 & 32mm
- 12pt - 3/8, 7/16, 1/2, 9/16, 5/8, 11/16, 3/4, 13/16, 7/8, 15/16, 1, 1-1/16, 1-1/8, 1-3/16 & 1-1/4"
- Spark Plug Sockets - 5/8 & 13/16"
- 45T Ratchet, Flex Handle & Universal Joint
- Extension Bars - 3", 5" & 6"
- Adapter - 1/2Fx3/8M

WRENCHES

- Quad Drive Combination Wrenches - 6, 7, 8, 9, 10, 11, 12, 13, 14, 15, 16, 17, 18, 19, 20, 21, 22, 23, 24, 25 & 26mm
- Quad Drive Combination Wrenches - 1/4, 5/16, 3/8, 7/16, 1/2, 9/16, 5/8, 11/16, 3/4, 13/16, 7/8, 15/16 & 1"
- Gear Drive Quad Drive Wrenches - 10, 11, 12, 13, 14, 15, 16, 17, 18 & 19mm
- Gear Drive Quad Drive Wrenches - 5/16, 3/8, 7/16, 1/2, 9/16, 5/8, 11/16 & 3/4"
- Flare Nut Wrenches - 10x11, 12x13, 14x17 & 19x22mm
- Flare Nut Wrenches - 3/8x7/16, 1/2x9/16, 5/8x11/16 & 3/4x7/8"


CORDLESS TOOLS

- 12v 3/8"Dr Mini Impact Wrench
- 12v 3/8"Dr Mini Ratchet Wrench
- 12v 2.0Ah Battery Pack (x2)
- 12v Battery Charger

TOOLS

- Screwdrivers - 3.0x75, 5.5x100, 6.5x38, 6.5x100, 6.5x12" & 8.0x6"
- Screwdrivers - #0x75, #1x75, #2x38, #2x100, #2x12" & #3x6"
- Screwdrivers - T8, T10, T15, T20, T25, T27, T30 & T40
- Precision Screwdrivers - 2.0x50, 2.5x50, 3.0x50, #0x50, #00x2" & #000x50mm
- Hex Keys - 1.5, 2, 2.5, 3, 4, 5, 6, 8 & 10mm
- Hex Keys - 1/16, 5/64, 3/32, 1/8, 5/32, 3/16, 1/4, 5/16 & 3/8"
- Torx Keys - T10, T15, T20, T25, T27, T30, T40 & T50
- Hex Keys Stubby -
- Torx Keys Stubby -
- Ratchet Bit Set - 31pc
- Power Bit Set - 67pc
- Impact Driver Bit Set - 13pc
- Pliers - Combination, Long Nose, Multigrips (3) & Locking
- Circlip Pliers Set - 4pc
- Cutters - Diagonal (2)
- Adjustable Wrenches (3)
- Hammers - Ball pein 16oz & 24oz, Soft/Hard Head - 35mm, Dead Blow - 44oz
- Hacksaw & Tape Measure
- Pin punch & chisel set - 10pc
- Pry Bar set - Go Through - 4pc
- Centre Punch Set - 4pc
- Screw Extractor Set - Spiral Type - 5pc
- Thread Files (2)
- Feeler Gauge Set - 32pc
- Deburring Tool Set - 4pc
- LED Pen Magbase Torch/Work Light
- Pick Set - 4pc
- Tweezer Set - 4pc
- Mini Wire Brush Set - 3pc
- Telescopic Inspection Mirror - 10" to 36.5"
- Telescopic Magnetic Pick-up Tool - 2 lbs
- Knife
- Gasket Scraper Set - 3pc
- Digital Electrical Multimeter
- Circuit Tester - 3 to 48V (car & truck)
- Mechanics Protective Seat Cover
- Mechanics Magnetic Mudguard Protector
- SP Tools Coffee Mug
- SP Wrench Bottle Opener
- SP Stubby cooler

CONTENTS GUIDE



*Images are for illustration purposes only, contents may vary

METRIC & SAE

USA SUMO SERIES



**STAINLESS STEEL
WORKTOP**

**21 DRAWER
ROLLER CABINET**

**TRIPLE DRAWER
BANK**

DRAWER LOAD



DRAWER LOAD



**QUAD DRIVE, GEAR
DRIVE, FLARE NUT,
& DOUBLE RING
WRENCHES**



**AIR DIE GRINDER,
RATCHET WRENCH
& IMPACT WRENCH**



**12V & 18V
CORDLESS IMPACT
WRENCHES**



**3/4"DR JUMBO
SOCKETS &
ACCESSORIES**

Up to 55mm & 1-7/8"

**3/4"
DRIVE**

128" USA SUMO SERIES WORKSTATION TOOL KIT METRIC & SAE 708 PIECE

COMBINED DIMENSIONS:
128w x 24.5d x 77h

STORAGE SOLUTIONS INCLUDED:

- Roller Cabinet - 21 Drawer
- Power Top Hutch - Shelf/Pegboard/Light/2x Power boards
- Side Cabinet - 3 Shelves/Clothes Hang Rail
- Side Cabinet - 4 Roller Shelves/1 Fixed Shelf

SP50850 BLACK/CHROME
SP50850BL BLUE/BLACK
SP50850G GREEN/BLACK

- Super duty steel double wall construction
- Extra high head clearance
- Includes magnetic mount power boards with 4 power outlets and 2 USB ports, ideal for power tools, chargers, etc
- Multiple power board cable access ports
- Steel pegboard rear wall to organise frequently used tools
- 2 Built-in 23.5" LED lights
- Hutch features a fixed full length shelf

- Dual gas strut hutch security panel stays
- Security panel folds away into hutch
- Soft Close drawers with heavy duty full extension ball bearing drawer slides
- SP Kliklok drawer locking system ensures drawers stay closed and secure
- Side cabinet features 4x roller shelves
- Internal locking system for extra security
- Extreme duty spring castors
- UV powder coating.

AVAILABLE IN 3 COLOUR OPTIONS



50%
THICKER STEEL

STEEL FRAME

**MAGNETIC
POWER
BOARD**

**EXTRA HIGH
CLEARANCE**

SP kliklok

**UV
POWDER
COATING**

**FULL DRAWER
EXTENSION**

**MAX BALL
BEARING
SLIDES**

128" USA SUMO SERIES WORKSTATION TOOL KIT - METRIC & SAE

CONTENTS

1/4" DR SOCKETS & ACCESSORIES

- 12pt - 4, 5, 6, 7, 8, 9, 10, 11, 12 & 13mm
- 12pt - 3/16, 7/32, 1/4, 9/32, 5/16, 11/32, 3/8, 7/16 & 1/2"
- Torx - T10, T15, T20 & T25
- 45T Ratchet, Flex Handle & Universal Joint
- Extension Bars - 2" & 6"

3/8" DR SOCKETS & ACCESSORIES

- 12pt - 6, 7, 8, 9, 10, 11, 12, 13, 14, 15, 16, 17, 18, 19, 20, 21 & 22mm
- 12pt - 1/4, 5/16, 3/8, 7/16, 1/2, 9/16, 5/8, 11/16, 3/4, 13/16 & 7/8"
- 12pt Deep - 10, 11, 12, 13, 14, 15, 16, 17, 18 & 19mm
- 12pt Deep - 5/16, 3/8, 7/16, 1/2, 9/16, 5/8, 11/16 & 3/4"
- 6pt Impact - 10, 11, 12, 13, 14, 15, 16, 17, 18 & 19mm
- 6pt Deep Impact - 10, 11, 12, 13, 14, 15, 16, 17, 18 & 19mm
- Torx - T27, T30, T40, T45, T2" & T55
- Inhex - 6, 7, 8, 9 & 10mm
- Inhex - 3/16, 7/32, 1/4, 5/16 & 3/8"
- Spark Plug Sockets - 5/8 & 13/16"
- 45T Ratchet, Flex Handle & Universal Joint
- Extension Bars - 3" & 6"
- Adapters - 3/8Fx1/4M (x2) & 3/8Fx1/2M

1/2" DR SOCKETS & ACCESSORIES

- 12pt - 10, 11, 12, 13, 14, 15, 16, 17, 18, 19, 20, 21, 22, 23, 24, 26, 27, 30 & 32mm
- 12pt - 3/8, 7/16, 1/2, 9/16, 5/8, 11/16, 3/4, 13/16, 7/8, 15/16, 1, 1-1/16, 1-1/8, 1-3/16 & 1-1/4"
- 6pt Deep Impact - 10, 12, 13, 14, 15, 17, 18, 19, 21, 22 & 24mm
- 6pt Deep Impact - 3/8, 7/16, 1/2, 9/16, 5/8, 11/16, 3/4, 13/16, 7/8, 15/16 & 1"
- Spark Plug Sockets - 5/8 & 13/16"
- 45T Ratchet, Flex Handle & Universal Joint
- Extension Bars - 3", 5" & 6"
- Adapter - 1/2Fx3/8M

3/4" DR SOCKETS & ACCESSORIES

- 12pt - 19, 22, 24, 27, 30, 32, 36, 38, 41, 46, 2" & 55mm
- 12pt - 3/4, 13/16, 7/8, 15/16, 1, 1-1/16, 1-1/8, 1-3/16, 1-1/4, 1-5/16, 1-3/8, 1-7/16, 1-1/2, 1-5/8 & 1-7/8"
- 24T Ratchet, Flex Handle & Universal Joint
- Extendable Handle
- Extension Bars - 8" & 15.75"

WRENCHES

- Quad Drive Combination Wrenches - 6, 7, 8, 9, 10, 11, 12, 13, 14, 15, 16, 17, 18, 19, 20, 21, 22, 23, 24, 25 & 26mm
- Quad Drive Combination Wrenches - 1/4, 5/16, 3/8, 7/16, 1/2, 9/16, 5/8, 11/16, 3/4, 13/16, 7/8, 15/16 & 1"
- Gear Drive Quad Drive Wrenches - 10, 11, 12, 13, 14, 15, 16, 17, 18 & 19mm
- Gear Drive Quad Drive Wrenches - 5/16, 3/8, 7/16, 1/2, 9/16, 5/8, 11/16 & 3/4"
- Flare Nut Wrenches - 10x11, 12x13, 14x17 & 19x22mm
- Flare Nut Wrenches - 3/8x7/16, 1/2x9/16, 5/8x11/16 & 3/4x7/8"
- Double Box Ring Wrenches - 8 x 9, 10 x 11, 12 x 13, 14 x 15, 16 x 17 & 18 x 19mm
- Double Box Ring Wrenches - 5/16 x 3/8", 7/16 x 1/2", 9/16 x 5/8", 11/16 x 3/4" & 7/8 x 15/16"

CORDLESS TOOLS

- 12v 3/8" Dr Mini Impact Wrench
- 12v 2.0Ah Battery Pack
- 12v Battery Charger
- 18v 1/2" Dr Impact Wrench
- 18v 4.0Ah Battery Pack
- 18v 2.0Ah Battery Pack
- 18v Battery Charger

TOOLS


- Screwdrivers - 3.0x75, 5.5x100, 6.5x38, 6.5x100, 6.5x12" & 8.0x6"
- Screwdrivers - #0x75, #1x75, #2x38, #2x100, #2x12" & #3x6"
- Screwdrivers - T8, T10, T15, T20, T25, T27, T30 & T40
- Precision Screwdrivers - 2.0x50, 2.5x50, 3.0x50, #0x50, #00x2" & #000x50mm
- Hex Keys - 1.5, 2, 2.5, 3, 4, 5, 6, 8 & 10mm
- Hex Keys - 1/16, 5/64, 3/32, 1/8, 5/32, 3/16, 1/4, 5/16 & 3/8"
- Torx Keys - T10, T15, T20, T25, T27, T30, T40 & T50
- Hex Keys Stubby - 1.5, 2, 2.5, 3, 4, 5, 6, 8 & 10mm
- Hex Keys Stubby - 1/16, 5/64, 3/32, 1/8, 5/32, 3/16, 1/4, 5/16 & 3/8"
- Torx Keys Stubby - T10, T15, T20, T25, T27, T30, T40 & T50
- Ratchet Bit Set - 31pc
- Power Bit Set - 67pc
- Impact Driver Bit Set - 13pc
- Pliers - Combination, Long Nose, Multigrips (3) & Locking
- Circlip Pliers Set - 4pc
- Cutters - Diagonal (2)
- Adjustable Wrenches (3)
- Hammers - Ball pein 16oz & 24oz, Soft/Hard Head - 35mm, Dead Blow - 44oz
- Hacksaw & Tape Measure
- Pin punch & chisel set - 10pc
- Pry Bar set - Go Through - 4pc
- Centre Punch Set - 4pc

AIR TOOLS

- 1/4" Die Grinder - Medium Straight
- 3/8" Mini Impact Ratchety Wrench
- 1/2" Impact Wrench

- Screw Extractor Set - 5pc & 25pc
- Thread Files (2)
- Automotive Rethreading Kit - 42pc
- Spark Plug Hole Rethreader
- Tungsten Carbide Burr Set - 5pc
- Pick Set - 4pc
- Tweezer Set - 4pc
- Mini Wire Brush Set - 3pc
- Telescopic Inspection Mirror
- Telescopic Magnetic Pick-up Tool
- Knife
- Feeler Gauge Set - 32pc
- Double Sided Feeler Gauge Set - 26
- Gasket Scraper Set - 3pc
- Line Clamp Set - Straight - 3pc
- AC & Fuel Line Disconnect set
- Oil Filter Wrench - Strap Type (Truck)
- LED Pen Magbase Torch/Work Light
- SMD LED Magbase Torch/Work Light
- Digital Electrical Multimeter
- Digital Tachometer - Non Contact
- Circuit Tester - 3 to 48V (car & truck)
- Digital Vernier Calipers - 8" / 8"
- Mechanics Protective Seat Cover
- Mechanics Mudguard Protector
- Mechanics Creeper
- Air Duster - Long Nozzle
- Spray Cleaning Gun - 34 fl oz
- SP Tools Coffee Mug
- SP Wrench Bottle Opener
- SP Stubby cooler

CONTENTS GUIDE



*Images are for illustration purposes only, contents may vary

METRIC & SAE

OFF ROAD SERIES



BUILT TO LAST
Ideal for the back of work vehicles

QUAD DRIVE WRENCHES
4x more grip



DUAL GAS STRUT LID STAYS

FULL ROLL CAGE PROTECTION

DROP DOWN SECURITY FRONT PANEL

EVA TOOL STORAGE
Wrenches and sockets housed in EVA foam organiser trays

HEAVY DUTY FULL EXTENSION DRAWERS

SKID RAIL BASE



WEATHER RESISTANT



DUAL LAYER POWDER COAT



DRAWER LOAD



50% THICKER STEEL

STEEL FRAME

SECURE LOCK

SP50215 WHITE/ BLACK

OFF ROAD SERIES FIELD SERVICE TOOL KIT METRIC & SAE 371 PIECE

7 DRAWER OFF ROAD SERIES TOOL BOX
28.75w x 20D x 26H

FEATURES

- Constructed with 50% thicker steel for increased durability and strength
- Full roll cage protection
- Drop down security front panel with weather resistant seal
- Dual gas strut lid stays
- Internal locking system for extra security
- Full drawer extension capabilities
- Heavy duty 28 ball bearing drawer slides
- SP Kliklok on all drawers
- Skid rail base to provide reinforcement
- Lifting handles ideal for lifting slings
- Double Powder coating for maximum corrosion and scratch resistance
- Drawer load weight: 88 lbs



DRAWER DIMENSIONS

- 3x Drawers: 6.8w x 16d x 2.5h
- 2x Drawers: 22.5w x 16d x 2.5h
- 2x Drawers: 22.5w x 16d x 3.25h

OFF ROAD FIELD SERVICE TOOL KIT - METRIC & SAE

CONTENTS

1/4"DR SOCKETS & ACCESSORIES

- 12pt - 4, 5, 6, 7, 8, 9, 10, 11, 12, 13 & 14mm
- 12pt - 3/16, 7/32, 1/4, 9/32, 5/16, 11/32, 3/8, 7/16 & 1/2"
- 45T Ratchet & Flex Handle
- Extension Bars - 2" & 6"

3/8"DR SOCKETS & ACCESSORIES

- 12pt - 8, 10, 11, 12, 13, 14, 15, 16, 17, 18 & 19mm
- 12pt - 5/16, 3/8, 7/16, 1/2, 9/16, 5/8, 11/16 & 3/4"
- Spark Plug Sockets - 5/8 & 13/16"
- 45T Ratchet & Flex Handle
- Extension Bars - 3" & 6"
- Adaptors - 3/8Fx1/4M & 3/8Fx1/2M

1/2"DR SOCKETS & ACCESSORIES

- 12pt - 13, 14, 15, 16, 17, 18, 19, 20, 21, 22, 23, 24, 25, 26, 27, 30 & 32mm
- 12pt - 1/2, 9/16, 5/8, 11/16, 3/4, 13/16, 7/8, 15/16, 1, 1-1/16, 1-1/8 & 1-1/4"
- 45T Ratchet & Flex Handle
- Extension Bars - 5" & 10"
- Adaptor - 1/2Fx3/8M


WRENCHES

- Quad Drive Combination Wrenches - 6, 7, 8, 9, 10, 11, 12, 13, 14, 15, 16, 17, 18, 19, 20, 21, 22, 23, 24, 25, 26, 27, 30 & 32mm
- Quad Drive Combination Wrenches - 1/4, 5/16, 3/8, 7/16, 1/2, 9/16, 5/8, 11/16, 3/4, 13/16, 7/8, 15/16, 1, 1-1/16, 1-1/8 & 1-1/4"

TOOLS


- Screwdrivers - 3.0x75, 5.5x100, 6.5x38, 6.5x100, 6.5x12" & 8.0x6"
- Screwdrivers - #0x75, #1x75, #2x38, #2x100, #2x12" & #3x6"
- Precision - 2.0x50, 2.5x50, 3.0x50, #0x50, #00x2" & #000x50mm
- Impact Driver Set - Impact Driver 5, 6, 8, 9, #1, #2, #3, #4, Inhex 4, 5, 6 & 8mm
- Magnetic Hex Keys - 1.27, 1.5, 2, 2.5, 3, 4, 4.5, 5, 5.5, 6, 7, 8 & 10mm
- Magnetic Hex Keys - 0.05, 1/16, 5/64, 3/32, 7/64, 1/8, 9/64, 5/32, 3/16, 7/32, 1/4, 5/16 & 3/8"
- Magnetic Torx Keys - T10, T15, T20, T25, T27, T30, T40, T45 & T50
- Hex Keys - 1.5, 2, 2.5, 3, 4, 5, 6, 8 & 10mm
- Hex Keys - 1/16, 5/64, 3/32, 1/8, 5/32, 3/16, 1/4, 5/16 & 3/8"
- Torx Keys - T10, T15, T20, T25, T27, T30, T40, T45 & T50
- Pliers - Combination, Long Nose, Locking, Multigrips and Circlip (4)
- Cutters - Diagonal
- Adjustable Wrenches x 4
- Hammers - Ball Pein x 2, Tom Thumb, Dead Blow & Soft/Hard Dual Head
- Bit Set - 67pc
- Ratchet Bit Set - 31pc
- Pin Punch & Chisel Set - 10pc
- Hacksaw, Retractable Knife & Tape Measure
- Telescoping Inspection Mirror and Pick-Up Tools
- Magnetic Parts Tray
- Circuit Tester & Digital Multimeter
- Screw Extractor - 5pc & Pick Set - 4pc
- Pry Bar Set - 4pc, Tweezers Set - 4pc
- Thread Files - Metric & SAE
- 7 Drawer Off Road Steel Tool Box

CONTENTS GUIDE



QUAD DRIVE WRENCHES

SP Tools patented QUAD DRIVE open end offers 4 times the gripping power of a standard ROE wrench by wrapping around the fastener and maximising the contact on the flat sides of the fastener head, not the points



FLAT DRIVE RING END

SP Tools RING END wrenches feature flat drive ring ends, making them the perfect wrench for getting to and loosening those tricky, hard to reach, often worn fasteners by increasing the contact area with the nut or bolt head



FLAT DRIVE TECHNOLOGY

Perfectly flat wrench head surfaces allow for maximum contact between the wrench and the bolt or nut, maximising grip and enhancing applied torque



SP FLAT DRIVE WRENCH HEAD



REGULAR CONTACT AREA

HEAVY DUTY RATCHETS

- Strengthened ratchet gear teeth to sustain maximum applied torque
- Reversible ratchet head
- Quick socket release mechanism
- Manufactured from high grade Chrome Vanadium Steel (Cr-V)



HEAVY DUTY SOCKETS

- All SP Tools sockets and accessories are manufactured from high grade chrome vanadium steel and exceed international DIN and ANSI standards. Designed to withstand the rigours of industrial and trade use
- FLAT DRIVE TECHNOLOGY Maximises contact on the flat sides of the bolt or nut, not the points



*Images are for illustration purposes only, contents may vary

METRIC & SAE

OFF ROAD SERIES



BUILT TO LAST
Ideal for the back of work vehicles

QUAD DRIVE WRENCHES
4x more grip

DUAL GAS STRUT LID STAYS

FULL ROLL CAGE PROTECTION

DROP DOWN SECURITY FRONT PANEL

EVA TOOL STORAGE
Wrenches and sockets housed in EVA foam organiser trays

HEAVY DUTY FULL EXTENSION DRAWERS

SKID RAIL BASE



DUAL LAYER POWDER COAT



DRAWER LOAD



DRAWER DIMENSIONS

- 3x Drawers: 6.8w x 16d x 2.5h
- 2x Drawers: 22.5w x 16d x 2.5h
- 2x Drawers: 22.5w x 16d x 3.25h

FEATURES

- Constructed with 50% thicker steel for increased durability and strength
- Full roll cage protection
- Drop down security front panel with weather resistant seal
- Dual gas strut lid stays
- Internal locking system for extra security
- Full drawer extension capabilities
- Heavy duty 28 ball bearing drawer slides
- SP Kliklok on all drawers
- Skid rail base to provide reinforcement
- Lifting handles ideal for lifting slings
- Double Powder coating for maximum corrosion and scratch resistance
- Drawer load weight: 88 lbs

50%
THICKER STEEL

STEEL FRAME



SP50218 WHITE/ BLACK

OFF ROAD SERIES FIELD SERVICE TOOL KIT METRIC & SAE 380 PIECE

7 DRAWER OFF ROAD SERIES TOOL BOX
28.75w x 20D x 26H

OFF ROAD FIELD SERVICE TOOL KIT - METRIC & SAE

CONTENTS

1/4" DR SOCKETS & ACCESSORIES

- 12pt - 4, 5, 6, 7, 8, 9, 10, 11, 12, 13 & 14mm
- 12pt - 3/16, 7/32, 1/4, 9/32, 5/16, 11/32, 3/8, 7/16 & 1/2"
- 45T Ratchet & Flex Handle
- Extension Bars - 2" & 6"

3/8" DR SOCKETS & ACCESSORIES

- 12pt - 8, 10, 11, 12, 13, 14, 15, 16, 17, 18 & 19mm
- 12pt - 5/16, 3/8, 7/16, 1/2, 9/16, 5/8, 11/16 & 3/4"
- Spark Plug Sockets - 5/8 & 13/16"
- 45T Ratchet & Flex Handle
- Extension Bars - 3" & 6"
- Adaptors - 3/8Fx1/4M & 3/8Fx1/2M

1/2" DR SOCKETS & ACCESSORIES

- 12pt - 13, 14, 15, 16, 17, 18, 19, 20, 21, 22, 23, 24, 25, 26, 27, 30 & 32mm
- 12pt - 1/2, 9/16, 5/8, 11/16, 3/4, 13/16, 7/8, 15/16, 1, 1-1/16, 1-1/8 & 1-1/4"
- 45T Ratchet & Flex Handle
- Extension Bars - 5" & 10"

- 12pt - 19, 22, 24, 27, 30, 32, 36, 38, 41, 46, 2" & 55mm
- 12pt - 3/4, 13/16, 7/8, 15/16, 1, 1-1/16, 1-1/8, 1-3/16, 1-1/4, 1-5/16, 1-3/8, 1-7/16, 1-1/2, 1-5/8 & 1-7/8"
- 24T Ratchet & Flex Handle
- Extension Bars - 8" & 15.75"
- Universal Join & Extendable Handle

WRENCHES

- Quad Drive Combination Wrenches - 6, 7, 8, 9, 10, 11, 12, 13, 14, 15, 16, 17, 18, 19, 20, 21, 22, 23, 24, 25, 26, 27, 30 & 32mm
- Quad Drive Combination Wrenches - 1/4, 5/16, 3/8, 7/16, 1/2, 9/16, 5/8, 11/16, 3/4, 13/16, 7/8, 15/16, 1, 1-1/16, 1-1/8 & 1-1/4"

TOOLS


- Screwdrivers - 3.0x75, 5.5x100, 6.5x38, 6.5x100, 6.5x12" & 8.0x6"
- Screwdrivers - #0x75, #1x75, #2x38, #2x100, #2x12" & #3x6"
- Precision - 2.0x50, 2.5x50, 3.0x50, #0x50, #00x2" & #000x50mm
- Impact Driver Set - Impact Driver 5, 6, 8, 9, #1, #2, #3, #4, Inhex 4, 5, 6 & 8mm
- Ratchet Driver Set - Bit Driver, Phillips #1, #2 & #3 Bits, Slotted 4.5mm & 7mm Bits & TORX T15 & T20 Bits
- Magnetic Hex Keys - 2, 2.5, 3, 4, 5, 6, 7, 8, 10, 12, 14, 17 & 19mm
- Magnetic Hex Keys - 1/16, 5/64, 3/32, 1/8, 5/32, 3/16, 1/4, 5/16, 3/8, 1/2, 9/16, 5/8 & 3/4"
- Magnetic Torx Keys - T10, T15, T20, T25, T27, T30, T40, T45 & T50
- Hex Keys - 1.5, 2, 2.5, 3, 4, 5, 6, 8 & 10mm
- Torx Keys - T10, T15, T20, T25, T27, T30, T40, T45 & T50
- Bit Set Professional - 67pc
- Ratchet Crimper Quick Change Kit 5pc
- Adjustable Wrenches (4)
- Hammers - Ball Pein (3), Dead Blow & Club Hammer
- Pin Punch & Chisel Set - 10pc
- Hacksaw, Folding Lock-Back Knife & Tape Measure
- Telescoping Inspection Mirror and Pick-Up Tools
- Pliers - Combination, Long Nose, Adjustable Joint, Locking and Circlip (4)
- Cutters - Diagonal
- LED Work Pocket Light
- Magnetic Parts Tray
- Thread Files (2pc)
- Circuit Tester & Digital Multimeter
- Screw Extractor (5pc), Pry Bar Set (4pc), Tweezers Set (4pc), Mini Brush Set (3pc) & Pick Set (4pc)
- 7 Drawer Heavy Duty Off Road Steel Tool Box

CONTENTS GUIDE



QUAD DRIVE WRENCHES

SP Tools patented QUAD DRIVE open end offers 4 times the gripping power of a standard ROE wrench by wrapping around the fastener and maximising the contact on the flat sides of the fastener head, not the points.



HEAVY DUTY RATCHETS

- Strengthened ratchet gear teeth to sustain maximum applied torque
- Reversible ratchet head
- Quick socket release mechanism
- Manufactured from high grade Chrome Vanadium Steel (Cr-V)



FLAT DRIVE RING END

SP Tools RING END wrenches feature flat drive ring ends, making them the perfect wrench for getting to and loosening those tricky, hard to reach, often worn fasteners by increasing the contact area with the nut or bolt head.



HEAVY DUTY SOCKETS

- All SP Tools sockets and accessories are manufactured from high grade chrome vanadium steel and exceed international DIN and ANSI standards. Designed to withstand the rigours of industrial and trade use
- FLAT DRIVE TECHNOLOGY Maximises contact on the flat sides of the bolt or nut, not the points



*Images are for illustration purposes only, contents may vary

METRIC & SAE

OFF ROAD SERIES



BUILT TO LAST
Ideal for the back of work vehicles

QUAD DRIVE WRENCHES
4x more grip

DUAL GAS STRUT LID STAYS

FULL ROLL CAGE PROTECTION

DROP DOWN SECURITY FRONT PANEL

EVA TOOL STORAGE
Wrenches and sockets housed in EVA foam organiser trays

HEAVY DUTY DRAWER SLIDES

HEAVY DUTY FULL EXTENSION DRAWERS

SKID RAIL BASE



30%
THICKER STEEL

STEEL FRAME

DUAL LAYER POWDER COAT

SP kliklok

SECURE LOCK



DRAWER DIMENSIONS

- 3x Drawers: 8.8w x 16d x 1.75h
- 1x Drawer: 29w x 16d x 1.75h
- 3x Drawers: 29w x 16d x 2.75h

AVAILABLE IN 2 COLOURS

COLOUR	MODEL
BLACK	SP50115
WHITE	SP50115W

OFF ROAD SERIES FIELD SERVICE TOOL KIT METRIC & SAE 406 PIECE

7 DRAWER OFF ROAD
SERIES TOOL BOX
35W x 20D x 24.25H

DRAWER LOAD CAPACITY

- Drawer load weight: 88 lbs

DRAWER LOAD



FEATURES

- Robust, heavy duty wall construction
- Full roll cage protection
- Drop down security front panel with weather resistant seal
- Dual gas strut lid stays
- Internal locking system for extra security
- Full drawer extension capabilities
- Heavy duty 28 ball bearing drawer slides
- SP Kliklok on all drawers ensures drawers stay shut and secure
- Skid rail base to provide reinforcement and extra protection
- Lifting handles ideal for lifting slings
- Double Powder coating for maximum corrosion and scratch resistance

OFF ROAD FIELD SERVICE TOOL KIT - METRIC & SAE

CONTENTS

1/4"DR SOCKETS & ACCESSORIES

- 12pt - 4, 5, 6, 7, 8, 9, 10, 11, 12 & 13mm
- 12pt - 3/16, 7/32, 1/4, 9/32, 5/16, 11/32, 3/8, 7/16 & 1/2"
- 45T Ratchet, Flex Handle & Universal Joint
- Extension Bars - 2" & 6"

3/8"DR SOCKETS & ACCESSORIES

- 12pt - 6, 7, 8, 9, 10, 11, 12, 13, 14, 15, 16, 17, 18, 19, 20, 21 & 22mm
- 12pt - 1/4, 5/16, 3/8, 7/16, 1/2, 9/16, 5/8, 11/16, 3/4, 13/16 & 7/8"
- Deep 12pt - 10, 11, 12, 13, 14, 15, 16, 17, 18 & 19mm
- Deep 12pt - 5/16, 3/8, 7/16, 1/2, 9/16, 5/8, 11/16 & 3/4"
- Spark Plug Sockets - 5/8 & 13/16"
- 45T Ratchet, Flex Handle & Universal Joint
- Extension Bars - 3" & 6"
- Adaptors - 3/8Fx1/4M & 3/8Fx1/2M

1/2"DR SOCKETS & ACCESSORIES

- 10, 11, 12, 13, 14, 15, 16, 17, 18, 19, 20, 21, 22, 23, 24, 26, 27, 30 & 32mm
- 3/8, 7/16, 1/2, 9/16, 5/8, 11/16, 3/4, 13/16, 7/8, 15/16, 1-1/16, 1-1/8, 1-3/16 & 1-1/4"
- Spark Plug Sockets - 5/8 & 13/16"
- 45T Ratchet, Flex Handle & Universal Joint
- Extension Bars - 3", 5" & 6"
- Adaptor - 1/2Fx3/8M

WRENCHES

- Quad Drive Combination Wrenches - 6, 7, 8, 9, 10, 11, 12, 13, 14, 15, 16, 17, 18, 19, 20, 21, 22, 23, 24, 25 & 26mm
- Quad Drive Combination Wrenches - 1/4, 5/16, 3/8, 7/16, 1/2, 9/16, 5/8, 11/16, 3/4, 13/16, 7/8, 15/16 & 1"

TOOLS

- Screwdrivers - 3.0x75, 5.5x100, 6.5x38, 6.5x100, 6.5x12" & 8.0x6"
- Screwdrivers - #0x75, #1x75, #2x38, #2x100, #2x12" & #3x6"
- Precision - 2.0x50, 2.5x50, 3.0x50, #0x2", #00x2" & #000x50mm
- Impact Driver Set - Impact Driver 5, 6, 8, 9, #1, #2, #3, #4, Inhex 4, 5, 6 & 8mm
- Magnetic Hex Keys - 1.27, 1.5, 2, 2.5, 3, 4, 4.5, 5, 5.5, 6, 7, 8 & 10mm
- Magnetic Hex Keys - 0.05, 1/16, 5/64, 3/32, 7/64, 1/8, 9/64, 5/32, 3/16, 7/32, 1/4, 5/16 & 3/8"
- Magnetic Torx Keys - T10, T15, T20, T25, T27, T30, T40, T45 & T50
- Hex Keys - 1.5, 2, 2.5, 3, 4, 5, 6, 8 & 10mm
- Hex Keys - 1/16, 5/64, 3/32, 1/8, 5/32, 3/16, 1/4, 5/16 & 3/8"
- Torx Keys - T10, T15, T20, T25, T27, T30, T40, T45 & T50
- Pliers - Combination, Long Nose, Locking, Multigrips and Circlip (4)
- Cutters - Diagonal
- Adjustable Wrenches x 4
- Hammers - Ball Pein x 2, Tom Thumb, Dead Blow & Soft/Hard Dual Head
- Bit Set - 67pc
- Ratchet Bit Set - 31pc
- Pin Punch & Chisel Set - 10pc
- Hacksaw, Retractable Knife & Tape Measure
- Telescoping Inspection Mirror and Pick-Up Tools
- Magnetic Parts Tray & Tool Box Drawer Trays x 3
- Circuit Tester & Digital Multimeter
- Screw Extractor - 5pc & Pick Set - 4pc
- Pry Bar Set - 4pc, Tweezers Set - 4pc
- Thread Files - Metric & SAE
- 7 Drawer Off Road Steel Tool Box

CONTENTS GUIDE



QUAD DRIVE WRENCHES

SP Tools patented QUAD DRIVE open end offers 4 times the gripping power of a standard ROE wrench by wrapping around the fastener and maximising the contact on the flat sides of the fastener head, not the points



PATENTED

FLAT DRIVE RING END

SP Tools RING END wrenches feature flat drive ring ends, making them the perfect wrench for getting to and loosening those tricky, hard to reach, often worn fasteners by increasing the contact area with the nut or bolt head



FLAT DRIVE TECHNOLOGY

Perfectly flat wrench head surfaces allow for maximum contact between the wrench and the bolt or nut, maximising grip and enhancing applied torque



SP FLAT DRIVE WRENCH HEAD

CONTACT AREA



*Images are for illustration purposes only, contents may vary

PORTABLE KARTING TOOL KIT



SP52300

GENERAL KART MAINTENANCE TOOL KIT

COMPACT TECHNICIANS TOOL BOX
14W x 9.25D x 11H

- Adjustable tray dividers for customizing compartments
- EVA insulate lined for extra protection
- Aluminium ergonomic lock with key system for security
- Wide opening case allows for easy & quick access to tools
- High quality aluminium frame construction
- Reinforced aluminium corners for extra strength & durability

Dimensions:

- 4x Adjustable Trays: 12.5w x 3.5d x 1.5h
- Base Compartment: 13.75w x 8.25d x 4.5h



CONTENTS

COMBINATION ROE WRENCHES

- 8, 10, 12, 13, 16 & 17mm

GEAR ROE WRENCHES (REVERSIBLE)

- 8, 10, 12 & 13mm

3/8"DR SOCKETS AND ACCESSORIES

- 12pt - 10, 11, 12, 13, 14, 15, 16, 17, 18, 19 & 22mm
- Spark Plug Socket - 21mm"
- 72T Ratchet
- Wobble Bar - 6"

TOOLS

- Pliers - Combination, Long Nose and Locking
- Diagonal Cutters
- Snap Ring Pliers Set
- T-Handle Hex Keys - 2.5, 3, 4, 5, 6 & 8mm
- Screwdrivers - SL3x75, SL6x125 #1X100 & 2X4"
- Hammer - Dual Soft Face
- TIRE Gauge and Valve Core Tool
- 5 Tray Race Technician Box

OFFICIAL PARTNER OF:



PROUD SUPPORTER OF:



PORTABLE TOOL KIT

T850090

STARTER TOOL KIT 888 SERIES 66 PIECE

TRUCK BOX WITH TOTE TRAY
20W x 7.875D x 8.25H

- Heavy duty steel tool box
- Wrenches, sockets & accessories are housed in hi-density EVA foam storage tray
- Extra large volume storage compartment

Dimensions:

- Tote Tray: 18.75w x 6.7d x 1.75h
- Base Compartment: 20w x 7.875d x 11.75h

CONTENTS

COMBINATION ROE WRENCHES

12 PIECE

- 8, 9, 10, 11, 12, 13, 14, 15, 16, 17, 18 & 19mm

1/2"DR SOCKETS & ACCESSORIES

23 PIECE

- 8, 10, 11, 12, 13, 14, 15, 16, 17, 18, 19, 20, 21, 22, 23, 24, 27, 30 & 32mm
- Spark Plug Sockets - 16 & 21mm
- 24T Ratchet
- Extension Bar - 5"

TOOLS

- Pliers - Combination & Long Nose
- Diagonal Cutters
- Adjustable Pliers (Multigrips)
- Adjustable Wrench
- Hex Key Set - 1.5, 2, 2.5, 3, 4, 5, 6, 8 & 10mm
- Screwdrivers: Slotted - 3x3", 5x100, 6x38, 6x125, 6x12" & 8x6", Phillips - #0x75, #1x100, #2x38, #2x100, #2x12" & #3x6"
- Hammer - 16oz Ball Pein
- Tape Measure
- Utility Knife
- Hacksaw
- 1 Tote Tray Tool Box



*IMAGES ARE FOR ILLUSTRATION PURPOSES ONLY, CONTENTS MAY VARY

MOBILE TOOL KITS IN X-CASES - METRIC & SAE



SP51204

3/8"DR TOOL KIT IN X-CASE METRIC & SAE 65 PIECE

EXTREME DUTY X-CASE
16.5W x 12.5D x 4H

- Professional quality hand tools, housed in a rugged impact resistant polyethylene X-Case
- Ideal for the professional on the move or as a handy kit for the car
- Heavy duty hinges and latches

CONTENTS

3/8"DR 12PT SOCKETS & ACCESSORIES

- 8, 9, 10, 11, 12, 13, 14, 15, 16, 17, 18, 19, 20, 21 & 22mm
- 5/16, 3/8, 7/16, 1/2, 9/16, 5/8, 11/16, 3/4, 13/16 & 7/8"
- 45T Ratchet
- Flex Handle - 8"
- Wobble Extension Bars - 3" & 6"
- Spark Plug Sockets - 5/8 & 13/16"

TOOLS

- Wrenches - 8, 9, 10, 11, 12, 13, 14, 15, 17, 18 & 19mm
- Screwdrivers - 5.5x100, 6.5x100, #1x100, #2x100
- Hex Keys - 1.5, 2, 2.5, 3, 3.5, 4, 4.5, 5 & 6mm
- Hex Keys - 1/16, 5/64, 3/32, 1/8, 9/64, 5/32, 3/16 & 1/4"
- Pliers - High Leverage Combination 8"
- Cutters - High Leverage Diagonal 5.5"

SP51205

1/2"DR TOOL KIT IN X-CASE METRIC & SAE 60 PIECE

EXTREME DUTY X-CASE
16.5W x 12.5D x 3.75H

- Professional quality hand tools, housed in a rugged impact resistant polyethylene X-Case
- Ideal for the professional on the move or as a handy kit for the car
- Heavy duty hinges and latches

CONTENTS

1/2"DR 12PT SOCKETS & ACCESSORIES

- 10, 11, 12, 13, 14, 15, 16, 17, 18 & 19mm
- 7/16, 1/2, 9/16, 5/8, 11/16, 3/4, 13/16, 7/8, 15/16 & 1"
- 45T Ratchet
- Flex Handle - 8"
- Wobble Extension Bars - 5" & 8"
- Spark Plug Sockets - 5/8 & 13/16"

TOOLS

- Wrenches - 8, 9, 10, 11, 12, 13, 14, 15, 17, 18 & 19mm
- Screwdrivers - 5.5x100, 6.5x100, #1x100, #2x100
- Hex Keys - 1.5, 2, 2.5, 3, 3.5, 4, 4.5, 5 & 6mm
- Hex Keys - 1/16, 5/64, 3/32, 1/8, 9/64, 5/32, 3/16 & 1/4"
- Pliers - High Leverage Combination 13"
- Cutters - High Leverage Diagonal 6"



*IMAGES ARE FOR ILLUSTRATION PURPOSES ONLY, CONTENTS MAY VARY

TOOL KITS - TOOL CHEST NOT INCLUDED

SP50102D

TOOL KIT - 89 PIECE

CONTENTS

- Screwdrivers - 3.0x75, 5.5x100, 6.5x38, 6.5x100, 6.5x12" & 8.0x6"
- Screwdrivers - #0x75, #1x75, #2x38, #2x100, #2x12" & #3x6"
- Hex Keys - 1.5, 2, 2.5, 3, 4, 5, 6, 8 & 10mm
- Hex Keys - 1/16, 5/64, 3/32, 1/8, 5/32, 3/16, 1/4, 5/16 & 3/8"
- Torx Keys - T10, T15, T20, T25, T27, T30, T40, T45 & T50
- Ratchet Driver Bit Set - 31pc
- Pliers - Combination, Long Nose, Multigrips & Locking
- Cutters - Diagonal
- Hammer - Ball Pein
- Adjustable Wrench
- Tape Measure
- Pick Set - 4pc
- Pin Punch Set - 7pc


EVA FOAM TRAY NOT INCLUDED



EVA FOAM TRAYS AVAILABLE

LOOKING FOR TOOL ORGANISATION?

These tools all fit perfectly in pre-cut EVA FOAM TRAYS which not only offer extra protection for your SP Tools but also helps keep your tool kit organised for rapid tool location and easy identification of missing tools.




EVA FOAM SETS TO SUIT EVA TRAYS SP50102D & SP50105D ON PAGE 147

SP50105D

TOOL KIT - 107 PIECE

CONTENTS

- Screwdrivers - 3.0x75, 5.5x100, 6.5x38, 6.5x100, 6.5x12" & 8.0x6"
- Screwdrivers - #0x75, #1x75, #2x38, #2x100, #2x12" & #3x6"
- Precision Screwdrivers - 2.0x50, 2.5x50, 3.0x50, #0x50, #00x2" & #000x50mm
- Hex Keys - 1.5, 2, 2.5, 3, 4, 5, 6, 8 & 10mm
- Hex Keys - 1/16, 5/64, 3/32, 1/8, 5/32, 3/16, 1/4, 5/16 & 3/8"
- Torx Keys - T10, T15, T20, T25, T27, T30, T40 & T50
- Ratchet Bit Set - 31pc
- Pliers - Combination, Long Nose, Multigrip & Locking
- Circlip Pliers Set - 4pc
- Cutters - Diagonal
- Adjustable Wrenches (2)
- Hammers - Ball pein 16oz & 24oz, Soft/Hard Head - 35mm
- Hacksaw & Tape Measure
- Pick Set - 4pc
- Pin Punch & Chisel Set - 10pc
- Knife



EVA FOAM TRAY NOT INCLUDED

SP50028

METRIC ONLY

TOOL KIT METRIC ONLY 100 PIECE

BEST SUITS THE 7 DRAWER CUSTOM SERIES STANDARD DEPTH TOOL BOX (SP40101)

FEATURES

- Keep your tool kit organised for rapid tool location and instant use
- All sockets, socket accessories and ring open end wrenches come in hi-density foam tool storage system (EVA), cut to shadow your tools.
- Offers extra protection for your SP Tools.
- Easy identification of missing tools

CONTENTS

1/4"DR SOCKETS & ACCESSORIES

- 12pt - 4, 5, 6, 7, 8, 9, 10, 11, 12 & 13mm
- 45T Ratchet & Flex Handle
- Wobble Extension Bars - 2" & 6"

3/8"DR SOCKETS & ACCESSORIES

- 12pt - 8, 10, 11, 12, 13, 14, 15, 16, 17, 18 & 19mm
- 45T Ratchet & Flex Handle
- Wobble Extension Bars - 3" & 6"
- Adaptors - 3/8Fx1/4M, 3/8Fx1/2M
- Spark Plug Sockets - 16 & 21mm

1/2"DR SOCKETS & ACCESSORIES


- 12pt - 10, 11, 12, 13, 14, 15, 16, 17, 18, 19, 20, 21, 22, 23, 24, 26, 27, 30 & 32mm
- 45T Ratchet & Flex Handle
- Wobble Extension Bars - 5" & 10"
- Adaptor - 1/2Fx3/8M

WRENCHES

- Quad Drive Combination Wrenches - 8, 9, 10, 11, 12, 13, 14, 15, 16, 17, 18 & 19mm
- Gear Drive Quad Drive Wrenches - 8, 9, 10, 11, 12, 13, 14, 15, 16, 17, 18 & 19mm

TOOLS

- Screwdrivers - 3.0x75, 5.5x100 & 6.0x6", #0x75, #1x3" & #2x150
- Magnetic Hex Keys - 1.5, 2, 2.5, 3, 4, 5, 6, 8 & 10mm
- Pliers - Combination
- Cutters - Diagonal
- Adjustable Wrench 10"
- Hammer - Ball Pein 16oz



EVA FOAM TRAY INCLUDED



EVA FOAM TRAY INCLUDED



*IMAGES ARE FOR ILLUSTRATION PURPOSES ONLY, CONTENTS MAY VARY

TOOL KITS - TOOL CHEST NOT INCLUDED

SP50029

METRIC ONLY

TOOL KIT METRIC ONLY 137 PIECE

BEST SUITS THE 7 DRAWER CUSTOM
SERIES STANDARD DEPTH TOOL BOX
(SP40101)

CONTENTS

1/4"DR SOCKETS & ACCESSORIES

- 12pt - 4, 5, 6, 7, 8, 9, 10, 11, 12 & 13mm
- 45T Ratchet & Flex Handle
- Wobble Extension Bars - 2" & 6"
- Torx - T10, T15, T20 & T25
- Inhex Bits - 3, 4, 5 & 6mm

3/8"DR SOCKETS & ACCESSORIES

- 12pt - 8, 10, 11, 12, 13, 14, 15, 16, 17, 18 & 19mm
- 45T Ratchet & Flex Handle
- Wobble Extension Bars - 3" & 6"
- Adaptors - 3/8Fx1/4M, 3/8Fx1/2M
- Spark Plug Sockets - 16 & 21mm"
- Torx - T27, T30, T40, T45, T50, T55
- 1/4M Adaptor
- Inhex Bits - 6, 7, 8, 9 & 10mm

1/2"DR SOCKETS & ACCESSORIES

- 12pt - 10, 11, 12, 13, 14, 15, 16, 17, 18, 19, 20, 21, 22, 23, 24, 26, 27, 30 & 32mm
- 45T Ratchet & Flex Handle
- Wobble Extension Bars - 5" & 10"
- Adaptor - 1/2Fx3/8M

FEATURES

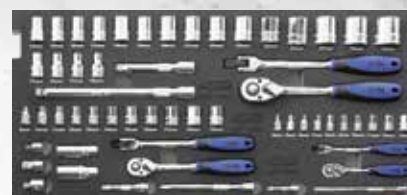
- Keep your tool kit organised for rapid tool location and instant use
- All sockets, socket accessories and ring open end wrenches come in hi-density foam tool storage system (EVA), cut to shadow your tools
- Offers extra protection for your SP Tools
- Easy identification of missing tools

WRENCHES

- Quad Drive Combination Wrenches - 8, 9, 10, 11, 12, 13, 14, 15, 16, 17, 18 & 19mm
- Gear Drive Quad Drive Wrenches - 8, 9, 10, 11, 12, 13, 14, 15, 16, 17, 18 & 19mm

TOOLS

- Screwdrivers - 3.0x75, 5.5x100, 6.5x38, 6.5x100, 6.0x6" & 8.0x6"
- Screwdrivers - #0x75, #1x75, #2x38, #2x100, #2x12" & #3x6"
- Hex Keys - 1.5, 2, 2.5, 3, 4, 5, 6, 8 & 10mm
- Torx Keys - T10, T15, T20, T25, T27, T30, T40, T45 & T50
- Pliers - Combination, Long Nose & Curved Jaw Locking
- Cutters - Diagonal
- Adjustable Wrench - 10"
- Hammer - Ball Pein 16oz



EVA FOAM TRAY INCLUDED



EVA FOAM TRAY INCLUDED



*IMAGES ARE FOR ILLUSTRATION PURPOSES ONLY, CONTENTS MAY VARY

SP50027

METRIC & SAE

TOOL KIT METRIC & SAE 133 PIECE

BEST SUITS THE 7 DRAWER CUSTOM
SERIES STANDARD DEPTH TOOL BOX
(SP40101)

CONTENTS

1/4"DR SOCKETS & ACCESSORIES

- 12pt - 4, 5, 6, 7, 8, 9, 10, 11, 12 & 13mm
- 12pt - 3/16, 7/32, 1/4, 9/32, 5/16, 11/32, 3/8, 7/16 & 1/2"
- 45T Ratchet & Flex Handle
- Wobble Extension Bars - 2" & 6"

3/8"DR SOCKETS & ACCESSORIES

- 12pt - 8, 10, 11, 12, 13, 14, 15, 16, 17, 18 & 19mm
- 12pt - 5/16, 3/8, 7/16, 1/2, 9/16, 5/8, 11/16 & 3/4"
- Spark Plug Sockets - 5/8 & 13/16"
- 45T Ratchet & Flex Handle
- Wobble Extension Bars - 3" & 6"
- Adaptors - 3/8Fx1/4M & 3/8Fx1/2M

1/2"DR SOCKETS & ACCESSORIES

- 12pt - 10, 11, 12, 13, 14, 15, 16, 17, 18, 19, 20, 21, 22, 23, 24, 26, 27, 30 & 32mm
- 12pt - 3/8, 7/16, 1/2, 9/16, 5/8, 11/16, 3/4, 13/16, 7/8, 15/16, 1, 1-1/16 & 1-1/8"
- 45T Ratchet & Flex Handle
- Wobble Extension Bars - 5" & 10"
- Adaptor - 1/2Fx3/8M

FEATURES

- Keep your tool kit organised for rapid tool location and instant use
- All sockets, socket accessories and ring open end wrenches come in hi-density foam tool storage system (EVA), cut to shadow your tools
- Offers extra protection for your SP Tools
- Easy identification of missing tools

WRENCHES

- Quad Drive Combination Wrenches - 8, 10, 11, 12, 13, 14, 16, 17, 18 & 19mm
- Quad Drive Combination Wrenches - 5/16, 3/8, 7/16, 1/2, 9/16, 5/8, 11/16 & 3/4"

TOOLS

- Screwdrivers - 3.0x75, 5.5x100 & 6.0x150 + #0x75, #1x80 & #2x150
- Hex Keys - 1.5, 2, 2.5, 3, 4, 5, 6, 8 & 10mm
- Hex Keys - 1/16, 5/64, 3/32, 1/8, 5/32, 3/16, 1/4, 5/16 & 3/8"
- Pliers - Combination
- Cutters - Diagonal
- Adjustable Wrench
- Hammer - Ball Pein



EVA FOAM TRAY INCLUDED



EVA FOAM TRAY INCLUDED



*IMAGES ARE FOR ILLUSTRATION PURPOSES ONLY, CONTENTS MAY VARY

EVA FOAM TRAYS

TOOLS INCLUDED



EVA HI-DENSITY FOAM STORAGE INSERTS - CUT TO SHADOW YOUR TOOLS.

- Offers extra protection for your SP Tools
- Keeps your tool kit organised for rapid tool location and instant use
- Easy identification of missing tools

EVA FOAM TRAYS INCLUDING TOOLS - TECH SERIES

SP50019

METRIC ONLY

TECH SERIES EVA FOAM TRAY WRENCHES METRIC ONLY 29 PIECE

QUAD DRIVE COMBINATION WRENCHES

- 6, 7, 8, 9, 10, 11, 12, 13, 14, 15, 16, 17, 18, 19, 20, 21, 22, 23, & 24mm

FLARE NUT WRENCHES

- 10x11mm, 12x13mm, 14x17mm & 19x22mm

E-STAR WRENCHES

- E6xE8, E10xE12, E14xE16 & E18xE20

DOUBLE BOX WRENCHES

- 8x10mm & 9x11mm



15.75"

21.58"

SP50011

METRIC ONLY

TECH SERIES EVA FOAM TRAY SOCKETS & ACCESSORIES METRIC ONLY 15 PIECE

1/2"DR SOCKETS & ACCESSORIES

- 19, 20, 21, 22, 23, 24, 27, 30, 32 & 36mm
- 60T Ratchet, Flex Handle & Universal Joint
- Extension Bars - 3" & 5"



6.5"

15.75"

SP50014

METRIC ONLY

TECH SERIES EVA FOAM TRAY IMPACT SOCKETS & ACCESSORIES METRIC ONLY 14 PIECE

1/2"DR IMPACT SOCKETS & ACCESSORIES

- 10, 12, 13, 14 & 18mm
- Impact Deep Wheel Nut - 14, 17, 19, 21, 22 & 24
- Impact Extension Bars - 3" & 5"
- Impact Universal



6.5"

15.75"

*IMAGES ARE FOR ILLUSTRATION PURPOSES ONLY, CONTENTS MAY VARY

SP50007

METRIC ONLY

TECH SERIES EVA FOAM TRAY SOCKETS & ACCESSORIES METRIC ONLY 106 PIECE

1/4"DR SOCKETS & ACCESSORIES

- 6pt - 4, 5, 6, 7, 8, 9, 10, 11, 12, 13 & 14mm
- 6pt Deep - 4, 5, 6, 7, 8, 9, 10, 11, 12, 13 & 14mm
- Hex Bit Sockets - 3, 4, 5, & 6
- Torque Bit Sockets - 10, 15, 20 & 25
- Phillips Bits - #2 & #3
- Slotted Bits - 4 & 6
- 60T Ratchet, Flex Handle, Spinner Handle & Universal Joint
- Extension Bars - 2", 4" & 6"
- Adaptor - 1/4Fx3/8M

3/8"DR SOCKETS & ACCESSORIES

- 12pt - 8, 9, 10, 11, 12, 13, 14, 15, 16, 17, 18, 19, 20, 21, 22, 23 & 24mm
- 12pt Deep - 8, 9, 10, 11, 12, 13, 14, 15, 16, 17, 18, 19, 20, 21, 22, 23 & 24mm
- Spark Plug Sockets - 16 & 21mm
- Magnetic Spark Plug Socket - 14mm
- E Torx - E6, E7, E8, E10, E11, E12, E14, E16 & E18
- Hex Bits - 6, 7, 8, 9 & 10
- Torque Bits - 27, 30, 40, 45 & 50
- 60T Ratchet, Flex Handle & Universal Joint
- Extension Bars - 3", 12" & 10"
- Adaptors - 3/8Fx1/4M & 3/8Fx1/2M



SP50009

METRIC ONLY


TECH SERIES EVA FOAM TRAY SOCKETS & ACCESSORIES METRIC ONLY 106 PIECE

1/4"DR SOCKETS & ACCESSORIES

- 6pt - 4, 5, 6, 7, 8, 9, 10, 11, 12, 13 & 14mm
- 6pt Deep - 4, 5, 6, 7, 8, 9, 10, 11, 12, 13 & 14mm
- Hex Bit Sockets - 3, 4, 5, & 6
- Torque Bit Sockets - 10, 15, 20 & 25
- Phillips Bits - #2 & #3
- Slotted Bits - 4 & 6
- 60T Ratchet, Flex Handle, Spinner Handle & Universal Joint
- Extension Bars - 2", 4" & 6"
- Adaptor - 1/4Fx3/8M

3/8"DR SOCKETS & ACCESSORIES

- 12pt - 8, 9, 10, 11, 12, 13, 14, 15, 16, 17, 18, 19, 20, 21, 22, 23 & 24mm
- 12pt Deep - 8, 9, 10, 11, 12, 13, 14, 15, 16, 17, 18, 19, 20, 21, 22, 23 & 24mm
- Spark Plug Sockets - 16 & 21mm
- Magnetic Spark Plug Socket - 14mm
- E Torx - E6, E7, E8, E10, E11, E12, E14, E16 & E18
- Hex Bits - 6, 7, 8, 9 & 10
- Torque Bits - 27, 30, 40, 45 & 50
- 60T Ratchet, Flex Handle & Universal Joint
- Extension Bars - 3", 12" & 10"
- Adaptors - 3/8Fx1/4M & 3/8Fx1/2M



*IMAGES ARE FOR ILLUSTRATION PURPOSES ONLY, CONTENTS MAY VARY

EVA FOAM TRAYS INCLUDING TOOLS - PREMIUM SERIES

SP50006M

METRIC & SAE

PREMIUM SERIES EVA FOAM TRAY SOCKETS & ACCESSORIES METRIC & SAE 105 PIECE

1/4"DR SOCKETS & ACCESSORIES


- 12pt - 4, 5, 6, 7, 8, 9, 10, 11, 12, 13 & 14mm
- 12pt - 3/16, 7/32, 1/4, 9/32, 5/16, 11/32, 3/8, 7/16, 1/2 & 9/16"
- 72T Ratchet, Flex Handle & Universal Joint
- Wobble Extension Bars - 2" & 6"

3/8"DR SOCKETS & ACCESSORIES

- 12pt - 6, 7, 8, 9, 10, 11, 12, 13, 14, 15, 16, 17, 18, 19, 20, 21 & 22mm
- 12pt - 1/4, 5/16, 3/8, 7/16, 1/2, 9/16, 5/8, 11/16, 3/4, 13/16 & 7/8"
- Spark Plug Sockets - 5/8 & 13/16"
- 45T Ratchet, Flex Handle & Universal Joint
- Wobble Extension Bars - 3" & 6"
- Adaptors - 3/8Fx1/4M & 3/8Fx1/2M

1/2"DR SOCKETS & ACCESSORIES

- 12pt - 10, 11, 12, 13, 14, 15, 16, 17, 18, 19, 20, 21, 22, 23, 24, 26, 27, 30 & 32mm
- 12pt - 3/8, 7/16, 1/2, 9/16, 5/8, 11/16, 3/4, 13/16, 7/8, 15/16, 1, 1-1/16, 1-1/8, 1-3/16 & 1-1/4"
- Spark Plug Sockets - 5/8 & 13/16"
- 45T Ratchet, Flex Handle & Universal Joint
- Wobble Extension Bars - 3" & 5"
- Adaptor - 1/2Fx3/8M



16.35"

23.25"

SP50017M

METRIC & SAE

PREMIUM SERIES EVA FOAM TRAY WRENCHES METRIC & SAE 25 PIECE

QUAD DRIVE COMBINATION WRENCHES

- 6, 7, 8, 9, 10, 11, 12, 13, 14, 15, 16, 17, 18 & 19mm
- 1/4, 5/16, 3/8, 7/16, 1/2, 9/16, 5/8, 11/16, 3/4, 13/16 & 7/8"



15.75"

21.58"

*IMAGES ARE FOR ILLUSTRATION PURPOSES ONLY, CONTENTS MAY VARY

EVA FOAM TRAYS INCLUDING TOOLS

SP50001

METRIC ONLY

EVA FOAM TRAY SOCKETS & ACCESSORIES METRIC ONLY 70 PIECE

1/4"DR SOCKETS & ACCESSORIES

- 12pt - 4, 5, 6, 7, 8, 9, 10, 11, 12 & 13mm
- 45T Ratchet, Flex Handle & Universal Joint
- Extension Bars - 2", 4" & 6"

3/8"DR SOCKETS & ACCESSORIES

- 12pt - 6, 7, 8, 9, 10, 11, 12, 13, 14, 15, 16, 17, 18, 19, 20, 21 & 22mm
- 45T Ratchet, Flex Handle & Universal Joint
- Extension Bars - 75, 12" & 10"
- Adaptors - 3/8Fx1/4M, 3/8Fx1/2M
- Spark Plug Sockets - 16 & 21mm

1/2"DR SOCKETS & ACCESSORIES

- 12pt - 10, 11, 12, 13, 14, 15, 16, 17, 18, 19, 20, 21, 22, 23, 24, 25, 26, 27, 30 & 32mm
- 45T Ratchet, Flex Handle & Universal Joint
- Extension Bars - 3", 5" & 10"
- Adaptor - 1/2Fx3/8M



23.25"

17.35"

SP50010

METRIC ONLY

EVA FOAM TRAY SOCKETS & ACCESSORIES METRIC ONLY 88 PIECE

1/4"DR SOCKETS & ACCESSORIES

- 6pt - 4, 5, 6, 7, 8, 9, 10, 11, 12 & 13mm
- 6pt Deep - 4, 5, 6, 7, 8, 9, 10, 11, 12 & 13mm
- 45T Ratchet, Flex Handle & Universal Joint
- Extension Bars - 2" & 6"

3/8"DR SOCKETS & ACCESSORIES

- 12pt - 6, 7, 8, 9, 10, 11, 12, 13, 14, 15, 16, 17, 18, 19, 20, 21 & 22mm
- 12pt Deep - 10, 11, 12, 13, 14, 15, 16, 17, 18 & 19mm
- 45T Ratchet, Flex Handle & Universal Joint
- Extension Bars - 3" & 6"
- Adaptors - 3/8Fx1/4M & 3/8Fx1/2M
- Spark Plug Sockets - 16 & 21mm

1/2"DR SOCKETS & ACCESSORIES

- 12pt - 10, 11, 12, 13, 14, 15, 16, 17, 18, 19, 20, 21, 22, 23, 24, 26, 27, 30 & 32mm
- 45T Ratchet, Flex Handle & Universal Joint
- Extension Bars - 3" & 5"
- Adaptor - 1/2Fx3/8M
- Spark Plug Sockets - 16 & 21mm



26"

17"

SP50022

METRIC ONLY

EVA FOAM TRAY WRENCHES METRIC ONLY 23 PIECE

QUAD DRIVE COMBINATION WRENCHES

- 6, 7, 8, 9, 10, 11, 12, 13, 14, 15, 16, 17, 18, 19, 20, 21, 22, 23, & 24mm

FLARE NUT WRENCHES

- 10x11mm, 12x13mm, 14x17mm & 19x22mm



22"

16"

*IMAGES ARE FOR ILLUSTRATION PURPOSES ONLY, CONTENTS MAY VARY

EVA FOAM TRAYS INCLUDING TOOLS

SP50003

METRIC & SAE

EVA FOAM TRAY SOCKETS & ACCESSORIES METRIC & SAE 81 PIECE

1/4"DR SOCKETS & ACCESSORIES

- 12pt - 4, 5, 6, 7, 8, 9, 10, 11, 12 & 13mm
- 12pt - 3/16, 7/32, 1/4, 9/32, 5/16, 11/32, 3/8, 7/16 & 1/2"
- 45T Ratchet & Flex Handle
- Wobble Extension Bars - 2" & 6"

3/8"DR SOCKETS & ACCESSORIES

- 12pt - 8, 9, 10, 11, 12, 13, 14, 15, 16, 17, 18 & 19mm
- 12pt - 5/16, 3/8, 7/16, 1/2, 9/16, 5/8, 11/16 & 3/4"
- 45T Ratchet & Flex Handle
- Wobble Extension Bars - 3" & 6"

1/2"DR SOCKETS & ACCESSORIES

- 12pt - 10, 11, 12, 13, 14, 15, 16, 17, 18, 19, 20, 21, 22, 23, 24, 25, 26mm
- 12pt - 3/8, 7/16, 1/2, 9/16, 5/8, 11/16, 3/4, 13/16, 7/8, 15/16, 1"
- 45T Ratchet & Flex Handle
- Wobble Extension Bars - 5" & 10"
- Spark Plug Sockets - 5/8 & 13/16"



17"

23.25"

SP50004

METRIC & SAE

EVA FOAM TRAY SOCKETS & ACCESSORIES METRIC & SAE 84 PIECE

1/4"DR SOCKETS & ACCESSORIES

- 12pt - 4, 5, 6, 7, 8, 9, 10, 11, 12, 13 & 14mm
- 12pt - 3/16, 7/32, 1/4, 9/32, 5/16, 11/32, 3/8, 7/16 & 1/2"
- 45T Ratchet & Flex Handle
- Wobble Extension Bars - 2" & 6"

3/8"DR SOCKETS & ACCESSORIES

- 12pt - 8, 10, 11, 12, 13, 14, 15, 16, 17, 18 & 19mm
- 12pt - 5/16, 3/8, 7/16, 1/2, 9/16, 5/8, 11/16 & 3/4"
- Spark Plug Sockets - 5/8 & 13/16"
- 45T Ratchet & Flex Handle
- Wobble Extension Bars - 3" & 6"
- Adaptors - 3/8Fx1/4M & 3/8Fx1/2M

1/2"DR SOCKETS & ACCESSORIES

- 12pt - 13, 14, 15, 16, 17, 18, 19, 20, 21, 22, 23, 24, 25, 26, 27, 30 & 32mm
- 12pt - 1/2, 9/16, 5/8, 11/16, 3/4, 13/16, 7/8, 15/16, 1, 1-1/16, 1-1/8 & 1-1/4"
- 45T Ratchet & Flex Handle
- Wobble Extension Bars - 5" & 10"
- Adaptor - 1/2Fx3/8M



15.75"

22.5"

SP50000

METRIC & SAE

EVA FOAM TRAY SOCKETS & ACCESSORIES METRIC & SAE 32 PIECE

3/4"DR 12PT SOCKETS & ACCESSORIES

- 19, 22, 24, 27, 30, 32, 36, 38, 41, 46, 2" & 55mm
- 3/4, 13/16, 7/8, 15/16, 1, 1-1/16, 1-1/8, 1-3/16, 1-1/4, 1-5/16, 1-3/8, 1-7/16, 1-1/2, 1-5/8 & 1-7/8"
- 24T Ratchet
- Flex Handle - 17.75"
- Extension Bars - 8" & 15.75"
- Extendable Handle - 17.75 to 29.5"
- Universal Joint



15.75"

22"

*IMAGES ARE FOR ILLUSTRATION PURPOSES ONLY, CONTENTS MAY VARY

EVA FOAM TRAYS INCLUDING TOOLS

SP50005

METRIC & SAE

EVA FOAM TRAY SOCKETS & ACCESSORIES METRIC & SAE 103 PIECE

1/4"DR SOCKETS & ACCESSORIES

- 12pt - 4, 5, 6, 7, 8, 9, 10, 11, 12 & 13mm
- 12pt - 3/16, 7/32, 1/4, 9/32, 5/16, 11/32, 3/8, 7/16 & 1/2"
- 45T Ratchet, Flex Handle & Universal Joint
- Extension Bars - 2" & 6"

3/8"DR SOCKETS & ACCESSORIES

- 12pt - 6, 7, 8, 9, 10, 11, 12, 13, 14, 15, 16, 17, 18, 19, 20, 21 & 22mm
- 12pt - 1/4, 5/16, 3/8, 7/16, 1/2, 9/16, 5/8, 11/16, 3/4, 13/16 & 7/8"
- Spark Plug Sockets - 5/8 & 13/16"
- 45T Ratchet, Flex Handle & Universal Joint
- Extension Bars - 3" & 6"
- Adaptors - 3/8Fx1/4M & 3/8Fx1/2M

1/2"DR SOCKETS & ACCESSORIES

- 12pt - 10, 11, 12, 13, 14, 15, 16, 17, 18, 19, 20, 21, 22, 23, 24, 26, 27, 30 & 32mm
- 12pt - 3/8, 7/16, 1/2, 9/16, 5/8, 11/16, 3/4, 13/16, 7/8, 15/16, 1, 1-1/16, 1-1/8, 1-3/16 & 1-1/4"
- 45T Ratchet, Flex Handle & Universal Joint
- Extension Bars - 3" & 5"
- Spark Plug Sockets - 5/8 & 13/16"
- Adaptor - 1/2Fx3/8M



17.35"

26"

SP50008

METRIC & SAE

EVA FOAM TRAY SOCKETS & ACCESSORIES METRIC & SAE 122 PIECE

1/4"DR 12PT SOCKETS & ACCESSORIES

- 4, 5, 6, 7, 8, 9, 10, 11, 12 & 13mm
- 3/16, 7/32, 1/4, 9/32, 5/16, 11/32, 3/8, 7/16 & 1/2"
- 45T Ratchet, Flex Handle & Universal Joint
- Extension Bars - 2" & 6"

3/8"DR 12PT SOCKETS & ACCESSORIES

- 6, 7, 8, 9, 10, 11, 12, 13, 14, 15, 16, 17, 18, 19, 20, 21 & 22mm
- Deep - 10, 11, 12, 13, 14, 15, 16, 17, 18 & 19mm
- Deep - 1/4, 5/16, 3/8, 7/16, 1/2, 9/16, 5/8, 11/16, 3/4, 13/16 & 7/8"
- Deep - 5/16, 3/8, 7/16, 1/2, 9/16, 5/8, 11/16 & 3/4"
- Spark Plug Sockets - 5/8 & 13/16"
- 45T Ratchet, Flex Handle & Universal Joint
- Extension Bars - 3" & 6"
- Adaptors - 3/8Fx1/4M & 3/8Fx1/2M

1/2"DR 12PT SOCKETS & ACCESSORIES

- 10, 11, 12, 13, 14, 15, 16, 17, 18, 19, 20, 21, 22, 23, 24, 26, 27, 30 & 32mm
- 3/8, 7/16, 1/2, 9/16, 5/8, 11/16, 3/4, 13/16, 7/8, 15/16, 1, 1-1/16, 1-1/8, 1-3/16 & 1-1/4"
- Spark Plug Sockets - 5/8 & 13/16"
- 45T Ratchet, Flex Handle & Universal Joint
- Extension Bars - 3", 5" & 6"
- Adaptor - 1/2Fx3/8M



17"

28.5"

SP50016

METRIC & SAE

EVA FOAM TRAY WRENCHES METRIC & SAE 15 PIECE

QUAD DRIVE COMBINATION WRENCHES

- 20, 21, 22, 23, 24, 25, 26, 27, 30 & 32mm
- 15/16, 1, 1-1/16, 1-1/8 & 1-1/4"



16.5"

21.58"

*IMAGES ARE FOR ILLUSTRATION PURPOSES ONLY, CONTENTS MAY VARY

EVA FOAM TRAYS INCLUDING TOOLS

SP50015

METRIC & SAE

EVA FOAM TRAY WRENCHES METRIC & SAE 25 PIECE

QUAD DRIVE COMBINATION WRENCHES

- 6, 7, 8, 9, 10, 11, 12, 13, 14, 15, 16, 17, 18 & 19mm
- 1/4, 5/16, 3/8, 7/16, 1/2, 9/16, 5/8, 11/16, 3/4, 13/16 & 7/8



15.75"

21.6"

SP50018

METRIC & SAE

EVA FOAM TRAY WRENCHES METRIC & SAE 34 PIECE

QUAD DRIVE COMBINATION WRENCHES

- 6, 7, 8, 9, 10, 11, 12, 13, 14, 15, 16, 17, 18, 19, 20, 21, 22, 23, 24, 25 & 26mm
- 1/4, 5/16, 3/8, 7/16, 1/2, 9/16, 5/8, 11/16, 3/4, 13/16, 7/8, 15/16 & 1"



15.75"

28"

SP50020

METRIC & SAE

EVA FOAM TRAY WRENCHES METRIC & SAE 26 PIECE

FLARE NUT WRENCHES

- 10x11, 12x13, 14x17 & 19x22
- 3/8x7/16, 1/2x9/16, 5/8x11/16 & 3/4x7/8"

GEAR DRIVE QUAD DRIVE WRENCHES

- 10, 11, 12, 13, 14, 15, 16, 17, 18 & 19mm
- 5/16, 3/8, 7/16, 1/2, 9/16, 5/8, 11/16 & 3/4



14.5"

22"



EVA HI-DENSITY FOAM STORAGE INSERTS - CUT TO SHADOW YOUR TOOLS.

- Offers extra protection for your SP Tools
- Keeps your tool kit organised for rapid tool location and instant use
- Easy identification of missing tools


*IMAGES ARE FOR ILLUSTRATION PURPOSES ONLY, CONTENTS MAY VARY

> EVA FOAM TRAYS

TOOLS NOT INCLUDED

EVA HI-DENSITY FOAM STORAGE INSERTS - CUT TO SHADOW YOUR TOOLS.

- Offers extra protection for your SP Tools
- Keeps your tool kit organised for rapid tool location and instant use
- Easy identification of missing tools



SP59102D

EVA FOAM TRAY SET

**SUITS 89 PIECE TOOL KIT
(SP50102D)**




15.75"

22.25"

LIST OF TOOLS THAT FIT THESE TRAYS

- Screwdrivers - 3.0x75, 5.5x100, 6.5x38, 6.5x100, 6.5x12" & 8.0x6"
- Screwdrivers - #0x75, #1x75, #2x38, #2x100, #2x12" & #3x6"
- Hex Keys - 1.5, 2, 2.5, 3, 4, 5, 6, 8 & 10mm
- Hex Keys - 1/16, 5/64, 3/32, 1/8, 5/32, 3/16, 1/4, 5/16 & 3/8"
- Torx Keys - T10, T15, T20, T25, T27, T30, T40, T45 & T50
- Pliers - Combination, Long Nose, Multigrips & Locking
- Cutters - Diagonal
- Ratchet Driver Bit Set - 31pc
- Hammer - Ball Pein
- Adjustable Wrench
- Tape Measure
- Pick Set - 4pc
- Pin Punch Set - 7pc

*** NOTE: THIS EVA FOAM TRAY DOES NOT INCLUDE TOOLS**



SP59105D

EVA FOAM TRAY SET

**SUITS 107 PIECE TOOL KIT
(SP50105D)**



22.25L x 15.75W


LIST OF TOOLS THAT FIT THESE TRAYS

- Screwdrivers - 3.0x75, 5.5x100, 6.5x38, 6.5x100, 6.5x12" & 8.0x6"
- Screwdrivers - #0x75, #1x75, #2x38, #2x100, #2x12" & #3x6"
- Precision Screwdrivers - 2.0x50, 2.5x50, 3.0x50, #0x50, #00x2" & #000x50mm
- Hex Keys - 1.5, 2, 2.5, 3, 4, 5, 6, 8 & 10mm
- Hex Keys - 1/16, 5/64, 3/32, 1/8, 5/32, 3/16, 1/4, 5/16 & 3/8"
- Torx Keys - T10, T15, T20, T25, T27, T30, T40 & T50
- Pliers - Combination, Long Nose, Multigrip & Locking
- Ratchet Bit Set - 31pc
- Circlip Pliers Set - 4pc
- Cutters - Diagonal
- Adjustable Wrenches (2)
- Hammers - Ball pein 16oz & 24oz, Soft/Hard Head - 35mm
- Hacksaw & Tape Measure
- Pick Set - 4pc
- Pin punch & chisel set - 10pc
- Knife

*** NOTE: THIS EVA FOAM TRAY DOES NOT INCLUDE TOOLS**

***IMAGES ARE FOR ILLUSTRATION PURPOSES ONLY, CONTENTS MAY VARY**

EVA FOAM TRAYS - TOOLS NOT INCLUDED



17"


SP50903

22"

EVA FOAM TRAY

SUITS METRIC & SAE SOCKETS & ACCESSORIES
(81 PIECE)

* NOTE: THIS EVA FOAM TRAY DOES NOT INCLUDE TOOLS



15.75"

SP50904

22.25"

EVA FOAM TRAY

SUITS METRIC & SAE SOCKETS & ACCESSORIES
(84 PIECE)

* NOTE: THIS EVA FOAM TRAY DOES NOT INCLUDE TOOLS



17.35"

SP50905

26"

EVA FOAM TRAY

SUITS METRIC & SAE SOCKETS & ACCESSORIES
(103 PIECE)

* NOTE: THIS EVA FOAM TRAY DOES NOT INCLUDE TOOLS



17"

SP50908

28.5"

EVA FOAM TRAY

SUITS METRIC & SAE SOCKETS & ACCESSORIES
(122 PIECE)

* NOTE: THIS EVA FOAM TRAY DOES NOT INCLUDE TOOLS



15.75"


SP50900

22"

EVA FOAM TRAY

SUITS METRIC & SAE SOCKETS & ACCESSORIES
(32 PIECE)

* NOTE: THIS EVA FOAM TRAY DOES NOT INCLUDE TOOLS



17.35"

SP50901

23.25"

EVA FOAM TRAY

SUITS METRIC ONLY SOCKETS & ACCESSORIES
(70 PIECE)

* NOTE: THIS EVA FOAM TRAY DOES NOT INCLUDE TOOLS

*IMAGES ARE FOR ILLUSTRATION PURPOSES ONLY, CONTENTS MAY VARY

EVA FOAM TRAYS - TOOLS NOT INCLUDED



17"

SP50910

26"

EVA FOAM TRAY

**SUITS METRIC & SAE SOCKETS & ACCESSORIES
[84 PIECE]**

* NOTE: THIS EVA FOAM TRAY DOES NOT INCLUDE TOOLS



16"

SP50913

21.6"

EVA FOAM TRAY

**SUITS METRIC ONLY WRENCHES
[26 PIECE]**

* NOTE: THIS EVA FOAM TRAY DOES NOT INCLUDE TOOLS



15.75"

SP50915

21.6"

EVA FOAM TRAY

**SUITS METRIC & SAE WRENCHES
[25 PIECE]**

* NOTE: THIS EVA FOAM TRAY DOES NOT INCLUDE TOOLS



16.5"

SP50916

21.58"

EVA FOAM TRAY

**SUITS METRIC & SAE WRENCHES
[15 PIECE]**

* NOTE: THIS EVA FOAM TRAY DOES NOT INCLUDE TOOLS



15.75"

SP50918

28"

OFF ROAD SERIES EVA FOAM TRAY

**SUITS METRIC & SAE WRENCHES
[34 PIECE]**

* NOTE: THIS EVA FOAM TRAY DOES NOT INCLUDE TOOLS



14.5"

SP50920

22"

EVA FOAM TRAY

**SUITS METRIC & SAE WRENCHES
[26 PIECE]**

* NOTE: THIS EVA FOAM TRAY DOES NOT INCLUDE TOOLS

*IMAGES ARE FOR ILLUSTRATION PURPOSES ONLY, CONTENTS MAY VARY

03

SOCKETS & ACCESSORIES

ALL SP TOOLS SOCKETS AND ACCESSORIES ARE MANUFACTURED FROM HIGH GRADE CHROME VANADIUM STEEL AND EXCEED INTERNATIONAL DIN AND ANSI STANDARDS. DESIGNED TO WITHSTAND THE RIGOURS OF INDUSTRIAL AND TRADE USE.

DIN

ANSI

FLAT DRIVE TECHNOLOGY

FLAT DRIVE TECHNOLOGY MAXIMISES CONTACT ON THE FLAT SIDES OF THE BOLT OR NUT, NOT THE POINTS.



SP RATCHETS

- Specially strengthened ratchet gear teeth to sustain maximum applied torque
- Reversible ratchet head
- Quick socket release mechanism
- Manufactured from high grade Chrome Vanadium Steel (Cr-V) for high durability
- Tough triple chrome finish - Ideal for easy clean up
- Meets & exceeds international ANSI & DIN standard



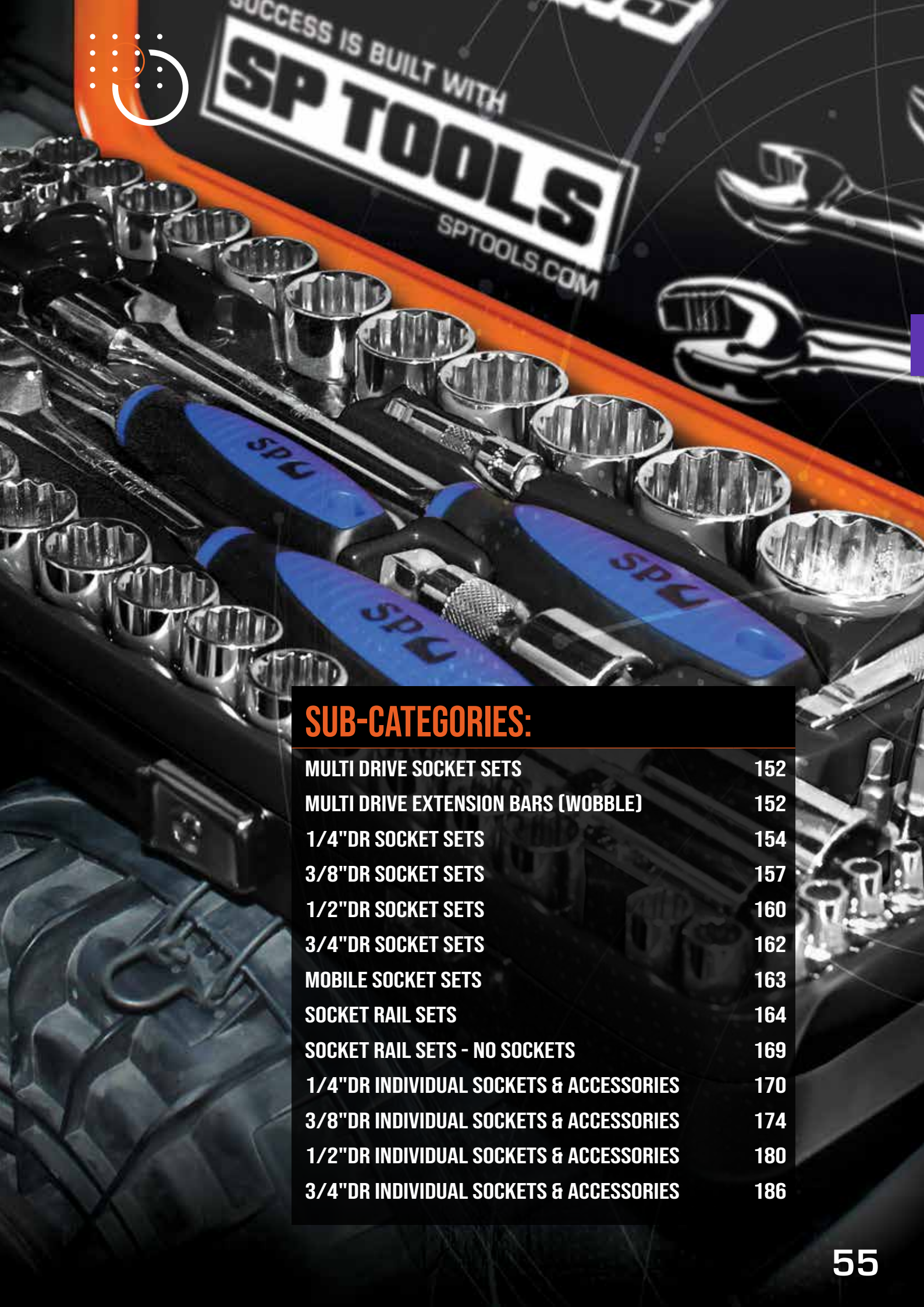
QUICK RELEASE



GEAR RATCHET



REVERSIBLE



SUB-CATEGORIES:

MULTI DRIVE SOCKET SETS	152
MULTI DRIVE EXTENSION BARS (WOBBLE)	152
1/4"DR SOCKET SETS	154
3/8"DR SOCKET SETS	157
1/2"DR SOCKET SETS	160
3/4"DR SOCKET SETS	162
MOBILE SOCKET SETS	163
SOCKET RAIL SETS	164
SOCKET RAIL SETS - NO SOCKETS	169
1/4"DR INDIVIDUAL SOCKETS & ACCESSORIES	170
3/8"DR INDIVIDUAL SOCKETS & ACCESSORIES	174
1/2"DR INDIVIDUAL SOCKETS & ACCESSORIES	180
3/4"DR INDIVIDUAL SOCKETS & ACCESSORIES	186

MULTI DRIVE SOCKET SETS & ACCESSORIES

MULTI DRIVE SOCKET SETS



SP20280

1/4", 3/8" & 1/2"DR SOCKET SET METRIC/SAE 59 PIECE

CONTENTS

1/4"DR SOCKETS & ACCESSORIES

- 4, 5, 6, 7, 8, 9, 10, 11 & 12mm
- 1/4, 9/32, 5/16, 11/32, 3/8, 7/16 & 1/2"
- 45T Ratchet
- Wobble Extension Bar - 2"

3/8"DR SOCKETS & ACCESSORIES

- 13, 14, 15, 16, 17, 18 & 19mm
- 9/16, 5/8, 11/16 & 3/4"
- Spark Plug Sockets - 5/8 & 13/16"
- Inhex - 6, 7, 8, 9 & 10mm, 3/16, 7/32, 1/4, 5/16 & 3/8"
- 45T Ratchet
- Wobble Extension Bar - 3"

1/2"DR SOCKETS & ACCESSORIES

- 21, 22, 24, 27, 30 & 32mm
- 13/16, 7/8, 15/16, 1, 1-1/16, 1-1/8 & 1-1/4"
- 45T Ratchet
- Flex Handle - 10"
- Wobble Extension Bar - 3"

12
Point

- Multi-drive sockets and accessories
- Quick release system for easy socket changes
- Cushioned grip handles for operator comfort
- Specially strengthened ratchet gear teeth to sustain maximum applied torque
- Flat drive technology offers maximum contact and grip

- Tough triple chrome, high polish finishes provide for an easy clean-up
- Twin knurling on sockets allows for improved grip, especially useful in oily/greasy conditions
- Chrome Vanadium Steel (Cr-V) for high durability
- Meets & exceeds international ANSI & DIN standard

MULTI DRIVE EXTENSION BARS

SP20988

1/4", 3/8" & 1/2"DR WOBBLE EXTENSION BAR SET

9 PIECE

CONTENTS

1/4"DR WOBBLE EXTENSION BARS

- 2", 4" & 10"

3/8"DR WOBBLE EXTENSION BARS

- 2", 4" & 10"

1/2"DR WOBBLE EXTENSION BARS

- 2", 4" & 10"



- Extensions are extremely useful for reaching and accessing hard to reach nuts and bolts in engine bays
- Wobble end allows for angled reach to awkward nuts and bolts
- Knurling on bars allows for improved grip, especially useful in oily/greasy conditions
- Chrome Vanadium Steel (Cr-V) for high durability
- Meets & exceeds international ANSI & DIN standard
- Tough triple chrome finish

CONTINUED MULTI DRIVE SOCKET SETS



T820199

1/4" & 3/8"DR 12PT 888 SERIES SOCKET SET METRIC/SAE 55 PIECE

CONTENTS

1/4"DR 12PT SOCKETS & ACCESSORIES

- 6, 7, 8, 9, 10, 11 & 12mm
- 7/32, 1/4, 9/32, 5/16, 11/32, 3/8, 7/16 & 1/2"
- 45T Ratchet
- Extension Bar - 5"
- Spinner handle
- Coupler
- Bit sets - 18pc

3/8"DR 12PT SOCKETS & ACCESSORIES

- 8, 10, 11, 12, 13, 14, 15, 16, 17, 18 & 19mm
- 3/8, 7/16, 1/2, 9/16, 5/8, 11/16 & 3/4"
- Adaptor - 3/8F x 1/4M

12
Point



- Multi-drive sockets and accessories
- Quick release system for easy socket changes
- Cushioned grip handles for operator comfort
- Specially strengthened ratchet gear teeth to sustain maximum applied torque

- Flat drive technology offers maximum contact and grip
- Tough triple chrome, high polish finishes provide for an easy clean-up
- Chrome Vanadium Steel (Cr-V) for high durability
- Tools housed in a heavy duty steel case
- Meets & exceeds international ANSI & DIN standard

T-HANDLE SOCKETS



SP20800

T-HANDLE SOCKET SET 9 PIECE

CONTENTS

- T-HANDLE SOCKETS
- 8, 9, 10, 11, 12, 13, 14, 17 & 19mm

6
Point

- T-handle with Ball end - Ideal for hard to reach sockets
- Chrome Vanadium Steel (Cr-V) for high durability
- Meets & exceeds international ANSI & DIN standard
- Tough triple chrome finish

ALSO AVAILABLE INDIVIDUALLY

SIZE	LENGTH	MODEL
8mm	5"w x 12"L	SP20808
9mm	5"w x 12"L	SP20809
10mm	5"w x 12"L	SP20810
11mm	5"w x 12"L	SP20811
12mm	8"w x 12"L	SP20812
13mm	8"w x 12"L	SP20813
14mm	8"w x 12"L	SP20814
17mm	8"w x 12"L	SP20817
19mm	8"w x 12"L	SP20819

> 1/4"DR SOCKET SETS

1/4"DR SOCKET SETS



SP20101

1/4"DR SOCKET SET METRIC/SAE 43 PIECE

CONTENTS

1/4"DR SOCKETS & ACCESSORIES

- 12pt - 4, 5, 6, 7, 8, 9, 10, 11, 12 & 13mm
- 12pt - 3/16, 7/32, 1/4, 9/32, 5/16, 11/32, 3/8, 7/16 & 1/2
- Deep 6pt - 4, 5, 6, 7, 8, 9, 10, 11, 12 & 13mm
- Deep 6pt - 3/16, 7/32, 1/4, 9/32, 5/16, 11/32, 3/8, 7/16 & 1/2
- 72T Ratchet
- Flex Handle - 5.7"
- Extension Bars - 2" & 6"
- Universal Joint

6
Point

12
Point

- Contains standard and deep sockets
- Quick release system for easy socket changes
- Cushioned grip handles for operator comfort
- Specially strengthened ratchet gear teeth to sustain maximum applied torque
- Flat drive technology offers maximum contact and grip
- Tough triple chrome, high polish finishes provide for an easy clean-up
- Twin knurling on sockets allows for improved grip, especially useful in oily/greasy conditions
- Chrome Vanadium Steel (Cr-V) for high durability
- Tools housed in a heavy duty steel case
- Meets & exceeds international ANSI & DIN standard

CONTINUED

1/4"DR SOCKET SETS

SP20121

1/4"DR SOCKET SET LOW PROFILE (STUBBY) METRIC/SAE 23 PIECE

CONTENTS

1/4"DR SOCKETS & ACCESSORIES

- 4, 5, 6, 7, 8, 9, 10, 11, 12 & 13mm
- 5/32, 3/16, 7/32, 1/4, 9/32, 5/16, 11/32, 3/8, 7/16, 1/2 & 9/16"
- Low Profile Ratchet

6
Point

LOW PROFILE DESIGN

FITS IN PLACES
WHERE MOST
RATCHETS CAN'T.



- Low profile design - Able to reach areas where other sockets and ratchets can't
- Socket quick release system for easy socket changes
- Specially strengthened ratchet gear teeth to sustain maximum applied torque
- Flat drive technology offers maximum contact and grip
- Chrome, high polish finishes provide for an easy clean-up
- Chrome Vanadium Steel (Cr-V) for high durability



1/4"DR SOCKET SETS METRIC/SAE 23 PIECE

CONTENTS

1/4"DR SOCKETS & ACCESSORIES

- 4, 5, 6, 7, 8, 9, 10, 11, 12 & 13mm
- 3/16, 7/32, 1/4, 9/32, 5/16, 11/32, 3/8, 7/16 & 1/2"
- 45T Ratchet
- Flex Handle - 5.7"
- Extension Bars - 2" & 6"

AVAILABLE IN 2 OPTIONS

SP20100 12 POINT

SP20102 6 POINT

6
Point

OR

12
Point

- Set available in either 6 Point or 12 Point
- Quick release system for easy socket changes
- Cushioned grip handles for operator comfort
- Specially strengthened ratchet gear teeth to sustain maximum applied torque
- Flat drive technology offers maximum contact and grip

- Tough triple chrome, high polish finishes provide for an easy clean-up
- Twin knurling on sockets allows for improved grip, especially useful in oily/greasy conditions
- Chrome Vanadium Steel (Cr-V) for high durability
- Tools housed in a heavy duty steel case
- Meets & exceeds international ANSI & DIN standard

1/4"DR SOCKET SETS CONTINUED



T820101

1/4"DR SOCKET SET 888 SERIES METRIC/SAE 41 PIECE



CONTENTS

1/4"DR SOCKETS & ACCESSORIES

- 6pt - 4, 5, 6, 7, 8, 9, 10, 11, 12 & 13mm
- 6pt - 7/32, 1/4, 9/32, 5/16, 3/8, 7/16 & 1/2"
- Ratchet
- Flex handle
- Universal joint
- Extension bar 6"
- Spinner handle
- Coupler
- Bits set - 18pc

- Tough triple chrome, high polish finishes provide for an easy clean-up
- Chrome Vanadium Steel (Cr-V) for high durability
- Tools housed in a heavy duty steel case
- Meets & exceeds international ANSI & DIN standard

- Quick release system for easy socket changes
- Cushioned grip handles for operator comfort
- Specially strengthened ratchet gear teeth to sustain maximum applied torque
- Flat drive technology offers maximum contact and grip



T820114

1/4"DR SOCKET SET METRIC ONLY 12 PIECE

CONTENTS

- ##### 1/4"DR SOCKETS & ACCESSORIES
- 4, 5, 6, 7, 8, 9, 10, 11, 12 & 13mm
 - Extension bar - 4"
 - Ratchet - 72 Teeth



T820104

1/4"DR SOCKET SET METRIC & SAE 22 PIECE

CONTENTS

- ##### 1/4"DR SOCKETS & ACCESSORIES
- 4, 5, 6, 7, 8, 9, 10, 11, 12 & 13mm
 - 5/32, 3/16, 7/32, 1/4, 9/32, 5/16, 11/32, 3/8, 7/16 & 1/2"
 - Extension bar - 4"
 - Ratchet - 72 Teeth



SOCKETS & ACCESSORIES

> 3/8"DR SOCKET SETS

3/8"DR SOCKET SETS

SP20201

3/8"DR SOCKET SET METRIC/SAE 51 PIECE

CONTENTS

- 3/8"DR SOCKETS & ACCESSORIES**
- 12pt - 6, 7, 8, 9, 10, 11, 12, 13, 14, 15, 16, 17, 18, 19, 20, 21 & 22mm
 - 12pt - 1/4, 5/16, 3/8, 7/16, 1/2, 9/16, 5/8, 11/16, 3/4, 13/16 & 7/8"
 - 6pt Deep - 10, 11, 12, 13, 14, 15, 16, 17, 18 & 19mm
 - 6pt Deep - 3/8, 7/16, 1/2, 9/16, 5/8, 11/16 & 3/4"
 - Spark Plug Sockets - 5/8 & 13/16"
 - 45T Ratchet
 - 72T Rotatable Ratchet
 - Flex Handle - 8"
 - Extension Bars - 3" & 10"
 - Universal Joint

6
Point

12
Point



- 6 and 12 Point
- Contains standard and deep sockets
- Quick release system for easy socket changes
- Cushioned grip handles for operator comfort
- Specially strengthened ratchet gear teeth to sustain maximum applied torque
- Flat drive technology offers maximum contact and grip

- Tough triple chrome, high polish finishes provide for an easy clean-up
- Twin knurling on sockets allows for improved grip, especially useful in oily/greasy conditions
- Chrome Vanadium Steel (Cr-V) for high durability
- Tools housed in a heavy duty steel case
- Meets & exceeds international ANSI & DIN standard



SP20290

3/8"DR SPARK PLUG MAGNETIC METRIC/SAE SOCKET SET

8 PIECE

CONTENTS

- 6 POINT - 6 PIECE**
- 13, 14, 16, 18, 19mm & 13/16"
- 12 POINT - 6 PIECE**
- 12 & 14mm

6
Point

12
Point

- Ideal set for spark plug service - covers most popular sizes
- Built-in strong magnetic insert ensures the spark plug stays in the socket and doesn't fall out
- Chrome Vanadium Steel (Cr-V) for high durability

- Twin knurling on sockets allows for improved grip, especially useful in oily/greasy conditions
- Tough triple chrome, high polish finishes provide for an easy clean-up
- Meets & exceeds international ANSI & DIN standard

3/8"DR SOCKET SETS CONTINUED



SP20220

3/8"DR SOCKET SET LOW PROFILE (STUBBY) METRIC/SAE 22 PIECE

12
Point

CONTENTS

3/8"DR SOCKETS & ACCESSORIES

- 8, 9, 10, 11, 12, 13, 14, 15, 16, 17, 18 & 19mm
- 1/4, 5/16, 3/8, 7/16, 1/2, 9/16, 5/8, 11/16, 3/4"
- Low Profile Ratchet

LOW PROFILE DESIGN

FITS IN PLACES
WHERE MOST
RATCHETS CAN'T.



- Low profile design - Able to reach areas where other sockets and ratchets can't
- Socket quick release system for easy socket changes
- Specially strengthened ratchet gear teeth to sustain maximum applied torque
- Flat drive technology offers maximum contact and grip
- Chrome, high polish finishes provide for an easy clean-up
- Chrome Vanadium Steel (Cr-V) for high durability

3/8"DR SOCKET SETS METRIC/SAE 32 PIECE

CONTENTS

3/8"DR SOCKETS & ACCESSORIES

- 6, 7, 8, 9, 10, 11, 12, 13, 14, 15, 17, 19, 20, 21 & 22mm
- 1/4, 5/16, 3/8, 7/16, 1/2, 9/16, 5/8, 11/16, 3/4, 13/16 & 7/8"
- Spark Plug Sockets - 5/8 & 13/16"
- 45T Ratchet
- Flex Handle - 8"
- Extension Bar - 6"
- Universal Joint

AVAILABLE IN 2 OPTIONS

SP20200	12 POINT
SP20202	6 POINT

12
Point

OR

6
Point



- Set available in either 6 Point or 12 Point
- Quick release system for easy socket changes
- Cushioned grip handles for operator comfort
- Specially strengthened ratchet gear teeth to sustain maximum applied torque
- Flat drive technology offers maximum contact and grip

- Tough triple chrome, high polish finishes provide for an easy clean-up
- Twin knurling on sockets allows for improved grip, especially useful in oily/greasy conditions
- Chrome Vanadium Steel (Cr-V) for high durability
- Tools housed in a heavy duty steel case
- Meets & exceeds international ANSI & DIN standard

CONTINUED

3/8"DR SOCKET SETS



T820201

3/8"DR SOCKET SET 888 SERIES METRIC/SAE 50 PIECE

12 Point

CONTENTS

3/8"DR SOCKETS & ACCESSORIES

- 12pt - 8, 9, 10, 11, 12, 13, 14, 15, 16, 17, 18, 19, 20, 21 & 22mm
- 12pt - 1/4, 5/16, 3/8, 7/16, 1/2, 6/16, 5/8, 3/4, 13/16 & 7/8"
- Spark Plug Sockets - 5/8 & 13/16"
- Ratchet
- Universal joint
- Extension bar - 5"
- Spinner handle
- Adapters
- Coupler
- Bit set - 18pc

- Quick release system for easy socket changes
- Cushioned grip handles for operator comfort
- Specially strengthened ratchet gear teeth to sustain maximum applied torque
- Flat drive technology offers maximum contact and grip

- Tough triple chrome, high polish finishes provide for an easy clean-up
- Chrome Vanadium Steel (Cr-V) for high durability
- Tools housed in a heavy duty steel case
- Meets & exceeds international ANSI & DIN standard



T820215

3/8"DR SOCKET SET METRIC ONLY 12 PIECE

12 Point

CONTENTS

3/8"DR SOCKETS & ACCESSORIES

- 10, 11, 12, 13, 14, 15, 16, 17, 18 & 19mm
- Extension bar - 6"
- Ratchet - 45 Teeth



T820205

3/8"DR SOCKET SET METRIC & SAE 22 PIECE

12 Point

CONTENTS

3/8"DR SOCKETS & ACCESSORIES

- 10, 11, 12, 13, 14, 15, 17, 18, & 19mm
- 5/16, 3/8, 7/16, 1/2, 9/16, 5/8, 11/16, 3/4, 13/16 & 7/8"
- Extension bar - 6"
- Ratchet - 45 Teeth



> 1/2"DR SOCKET SETS

1/2"DR SOCKET SETS



SP20300

1/2"DR SOCKET SETS METRIC/SAE 41 PIECE

CONTENTS

- 1/2"DR SOCKETS & ACCESSORIES**
- 10, 11, 12, 13, 14, 15, 16, 17, 18, 19, 20, 21, 22, 23, 24, 26, 27, 30 & 32mm
 - 3/8, 7/16, 1/2, 9/16, 5/8, 11/16, 3/4, 13/16, 7/8, 15/16, 1, 1-1/16, 1-1/8, 1-3/16 & 1-1/4"
 - Spark Plug Sockets - 5/8 & 13/16"
 - 45T Ratchet
 - Flex Handle - 10"
 - Extension Bars - 5" & 10"
 - Universal Joint

12
Point

- Ideal for applications where jumbo sockets are required
- Quick release system for easy socket changes
- Cushioned grip handles for operator comfort
- Specially strengthened ratchet gear teeth to sustain maximum applied torque
- Flat drive technology offers maximum contact and grip
- Tough triple chrome, high polish finishes provide for an easy clean-up
- Twin knurling on sockets allows for improved grip, especially useful in oily/greasy conditions
- Chrome Vanadium Steel (Cr-V) for high durability
- Tools housed in a heavy duty steel case
- Meets & exceeds international ANSI & DIN standard

CONTINUED

1/2"DR SOCKET SETS



T820300

1/2"DR SOCKET SET 888 SERIES METRIC/SAE 39 PIECE

12
Point

CONTENTS

1/2"DR SOCKETS & ACCESSORIES

- 12pt - 8, 10, 11, 12, 13, 14, 15, 16, 17, 18, 19, 21, 22, 24, 27, 30 & 32mm
- 12pt - 3/8, 7/16, 1/2, 9/16, 5/8, 11/16, 3/4, 13/16, 7/8, 15/16, 1, 1-1/16, 1-1/8, 1-3/16 & 1-1/4"
- Ratchet
- Flex handle
- Universal joint, 5" & 10"
- Extension bars
- Spark plug sockets - 5/8" & 13/16"

- Ideal for applications where jumbo sockets are required
- Quick release system for easy socket changes
- Cushioned grip handles for operator comfort
- Specially strengthened ratchet gear teeth to sustain maximum applied torque

- Flat drive technology offers maximum contact and grip
- Tough triple chrome, high polish finishes provide for an easy clean-up
- Chrome Vanadium Steel (Cr-V) for high durability
- Tools housed in a heavy duty steel case
- Meets & exceeds international ANSI & DIN standard



T820315

1/2"DR SOCKET SET METRIC ONLY 12 PIECE

12
Point

CONTENTS

1/2"DR SOCKETS & ACCESSORIES

- 11, 12, 13, 14, 16, 17, 19, 21, 22 & 24mm
- Extension bar - 5"
- Ratchet - 72 Teeth

T820305

1/2"DR SOCKET SET METRIC & SAE 22 PIECE

12
Point

CONTENTS

1/4"DR SOCKETS & ACCESSORIES

- 11, 12, 13, 14, 16, 17, 19, 21, 22 & 24mm
- 3/8, 7/16, 1/2, 9/16, 5/8, 11/16, 3/4, 13/16, 7/8 & 15/16"
- Extension bar - 5"
- Ratchet - 72 Teeth



> 3/4"DR SOCKET SETS

3/4"DR SOCKET SETS

SP20400

3/4"DR SOCKET SET JUMBO SIZES METRIC/SAE 32 PIECE

12
Point

CONTENTS

3/4"DR SOCKETS & ACCESSORIES

- 19, 22, 24, 27, 30, 32, 36, 38, 41, 46, 2" & 55mm
- 3/4, 13/16, 7/8, 15/16, 1, 1-1/16, 1-1/8, 1-3/16, 1-1/4, 1-5/16, 1-3/8, 1-7/16, 1-1/2, 1-5/8 & 1-7/8"
- 24T Ratchet
- Flex Handle - 17.75"
- Extension Bars - 8" & 15.75"
- Extendable Handle - 17.75" to 29.5"
- Universal Joint



- Ideal for applications where jumbo sockets are required
- Flat drive technology offers maximum contact and grip
- Tough triple chrome, high polish finishes provide for an easy clean-up

- Twin knurling on sockets allows for improved grip, especially useful in oily/greasy conditions
- Chrome Vanadium Steel (Cr-V) for high durability
- Meets & exceeds international ANSI & DIN standard



T820400

3/4"DR SOCKET SET JUMBO SIZES METRIC/SAE 26 PIECE

12
Point

CONTENTS

3/4"DR SOCKETS & ACCESSORIES

- 22, 24, 27, 30, 32, 36, 38, 41, 46 & 50mm
- 7/8", 15/16", 1", 1-1/8", 1-3/16", 1-5/16", 1-3/8", 1-7/16", 1-5/8", 1-3/4", 1-7/8" & 2"
- Ratchet - 19.5"
- Sliding handle - 18"
- Extension bars - 4" & 8"

- Ideal for applications where jumbo sockets are required
- Flat drive technology offers maximum contact and grip
- Tough triple chrome, high polish finishes provide for an easy clean-up

- Chrome Vanadium Steel (Cr-V) for high durability
- Meets & exceeds international ANSI & DIN standard

SOCKETS & ACCESSORIES

> MOBILE SOCKET SETS

- Ideal for mobile applications
- Flat drive technology offers maximum contact and grip
- Tough triple chrome, high polish finishes provide for an easy clean-up
- Twin knurling on sockets allows for improved grip, especially useful in oily/greasy conditions
- Chrome Vanadium Steel (Cr-V) for high durability
- Meets & exceeds international ANSI & DIN standard

MOBILE SOCKET SETS

SP20306

1/2"DR SOCKET SET IN X-CASE METRIC/SAE 26 PIECE

CONTENTS

1/2"DR SOCKETS & ACCESSORIES

- 10, 11, 12, 13, 14, 15, 16, 17, 18 & 19mm
- 7/16, 1/2, 9/16, 5/8, 11/16, 3/4, 13/16, 7/8, 15/16 & 1"
- 45T Ratchet
- Flex Handle - 8"
- Wobble Extension Bars - 5" & 10"
- Spark Plug Sockets - 5/8 & 13/16"

12
Point

EXTREME DUTY X-CASE FEATURES

- Impact resistant
- Super wide front latches
- Strengthened heavy duty hinges
- Keeps your tool organised and easy to find



SP20601

1/4" & 3/8"DR SOCKET SET IN X-CASE METRIC/SAE 42 PIECE

CONTENTS

1/4"Dr 12pt Sockets & Accessories

- 4, 5, 6, 7, 8, 9 & 10mm
- 3/16, 7/32, 1/4, 9/32, 5/16, 11/32 & 3/8"
- 45T Ratchet
- Wobble Extension Bars - 2" & 6"

3/8"Dr 12pt Sockets & Accessories

- 10, 11, 12, 13, 14, 15, 16, 17, 18 & 19mm
- 3/8, 7/16, 1/2, 9/16, 5/8, 11/16 & 3/4"
- 45T Ratchet
- Flex Handle
- Wobble Extension Bars - 3" & 6"
- Universal Joint
- Spark Plug Sockets - 5/8 & 13/16"
- Adaptor 3/8Fx1/4M

12
Point

SOCKET RAILS

FEATURES:

- Tough triple chrome, high polish finishes provide for an easy clean-up
- Twin knurling on sockets allows for improved grip, especially useful in oily/greasy conditions
- Socket set comes with a rail for better organisation
- Chrome Vanadium Steel (Cr-V) for high durability
- Meets & exceeds international ANSI & DIN standard



MULTI DRIVE SOCKET RAIL SETS



1/4" & 3/8"DR SOCKET RAIL SET INHEX - METRIC ONLY 9 PIECE

- 1/4"Dr - 3, 4, 5 & 6mm Sockets
- 3/8"Dr - 6, 7, 8, 9 & 10mm Sockets
- 1 x Socket Rail

SP20545



1/4" & 3/8"DR SOCKET RAIL SET INHEX - SAE ONLY 10 PIECE

- 1/4"Dr - 1/8, 5/32, 3/16, 7/32 & 1/4" Sockets
- 3/8"Dr - 3/16, 7/32, 1/4, 5/16 & 3/8" Sockets
- 1 x Socket Rail

SP20546



1/4" & 3/8"DR SOCKET RAIL SET TORX 11 PIECE

- 1/4" Dr - T10, T15, T20 & T25 Sockets
- 3/8" Dr - T27, T30, T40, T45, T2" & T55 Sockets
- 3/8"F x 1/4" Adaptor
- 1 x Socket Rail

SP20440

1/4"DR SOCKET RAIL SETS

- Tough triple chrome, high polish finishes provide for an easy clean-up
- Twin knurling on sockets allows for improved grip, especially useful in oily/greasy conditions
- Socket set comes with a rail for better organisation
- Chrome Vanadium Steel (Cr-V) for high durability
- Meets & exceeds international ANSI & DIN standard



1/4"DR SOCKET RAIL SET METRIC ONLY 10 PIECE

- 4, 5, 6, 7, 8, 9, 10, 11, 12 & 13mm Sockets
- 1 x Socket Rail



SP20132

6 POINT



SP20130

12 POINT



1/4"DR SOCKET RAIL SET SAE ONLY 9 PIECE

- 3/16, 7/32, 1/4, 9/32, 5/16, 11/32, 3/8, 7/16 & 1/2" Sockets
- 1 x Socket Rail



SP20133

6 POINT



SP20131

12 POINT



1/4"DR DEEP SOCKET RAIL SET METRIC ONLY 10 PIECE

- 4, 5, 6, 7, 8, 9, 10, 11, 12 & 13mm Sockets
- 1 x Socket Rail



SP20140

6 POINT



SP20142

12 POINT



1/4"DR DEEP SOCKET RAIL SET SAE ONLY 9 PIECE

- 3/16, 7/32, 1/4, 9/32, 5/16, 11/32, 3/8, 7/16 & 1/2" Sockets
- 1 x Socket Rail



SP20141

6 POINT



SP20143

12 POINT



1/4"DR SOCKET RAIL SET INHEX - METRIC & SAE - 36MM 9 PIECE

- 3, 4, 5 & 6mm Sockets
- 1/8, 5/32, 3/16, 7/32 & 1/4" Sockets
- 1 x Socket Rail

SP20540

3/8"DR SOCKET RAIL SETS

- Tough triple chrome, high polish finishes provide for an easy clean-up
- Twin knurling on sockets allows for improved grip, especially useful in oily/greasy conditions
- Socket set comes with a rail for better organisation
- Chrome Vanadium Steel (Cr-V) for high durability
- Meets & exceeds international ANSI & DIN standard



3/8"DR SOCKET RAIL SET METRIC ONLY 10 PIECE

- 10, 11, 12, 13, 14, 15, 16, 17, 18 & 19mm Sockets
- 1 x Socket Rail



SP20232

6 POINT



SP20230

12 POINT



3/8"DR SOCKET RAIL SET SAE ONLY 8 PIECE

- 5/16, 3/8, 7/16, 1/2, 9/16, 5/8, 11/16 & 3/4" Sockets
- 1 x Socket Rail



SP20233

6 POINT



SP20231

12 POINT



3/8"DR DEEP SOCKET RAIL SET METRIC ONLY 10 PIECE

- 10, 11, 12, 13, 14, 15, 16, 17, 18 & 19mm Sockets
- 1 x Socket Rail



SP20242

6 POINT



SP20240

12 POINT



3/8"DR DEEP SOCKET RAIL SET SAE ONLY 8 PIECE

- 5/16, 3/8, 7/16, 1/2, 9/16, 5/8, 11/16 & 3/4" Sockets
- 1 x Socket Rail



SP20243

6 POINT



SP20241

12 POINT



3/8"DR STUBBY SOCKET RAIL SET METRIC ONLY 10 PIECE

- 8, 10, 12, 13, 14, 15, 16, 17, 18 & 19mm Sockets
- 1 x Socket Rail



SP20235

6 POINT



3/8"DR SOCKET RAIL SET INHEX - METRIC & SAE - 48MM 10 PIECE

- 6, 7, 8, 9 & 10mm Sockets
- 3/16, 7/32, 1/4, 5/16 & 3/8" Sockets
- 1 x Socket Rail

SP20541

CONTINUED 3/8"DR SOCKET RAIL SETS



3/8"DR SOCKET RAIL SET - 4" INHEX - METRIC 7 PIECE

- 4, 5, 6, 7, 8, 9 & 10mm
- 1 x Socket Rail

SP20547



3/8"DR SOCKET RAIL SET - 4" INHEX - SAE 7 PIECE

- 1/8, 5/32, 3/16, 7/32, 1/4, 5/16 & 3/8"
- 1 x Socket Rail

SP20542



3/8"DR SOCKET RAIL SET - 4" SPLINE 7 PIECE

- M4, M5, M6, M7, M8, M9 & M10
- 1 x Socket Rail

SP20544



3/8"DR SOCKET RAIL SET - 48MM SPLINE - SHORT 7 PIECE

- M4, M5, M6, M7, M8, M9 & M10
- 1 x Socket Rail

SP20543



3/8"DR DEEP SOCKET RAIL SET E-TORX 12 PIECE

- E4, E5, E6, E7, E8, E10, E11, E12, E14, E16, E18 & E20
- 1 x Socket Rail

SP20551



3/8"DR SOCKET RAIL SET E-TORX 12 PIECE

- E4, E5, E6, E7, E8, E10, E11, E12, E14, E16, E18 & E20
- 1 x Socket Rail

SP20550

1/2"DR SOCKET RAIL SETS



1/2"DR SOCKET RAIL SET METRIC ONLY 12 PIECE

- 10, 11, 12, 13, 14, 15, 16, 17, 19, 21, 22 & 24mm Sockets
- 1 x Socket Rail



SP20332

6 POINT



SP20330

12 POINT



1/2"DR SOCKET RAIL SET SAE ONLY 11 PIECE

- 3/8, 7/16, 1/2, 9/16, 5/8, 11/16, 3/4, 13/16, 7/8, 15/16 & 1" Sockets
- 1 x Socket Rail



SP20333

6 POINT



SP20331

12 POINT



1/2"DR DEEP SOCKET RAIL SET METRIC ONLY 12 PIECE

- 10, 11, 12, 13, 14, 15, 16, 17, 19, 21, 22 & 24mm Sockets
- 1 x Socket Rail



SP20340

12 POINT



1/2"DR DEEP SOCKET RAIL SET SAE ONLY 11 PIECE

- 3/8, 7/16, 1/2, 9/16, 5/8, 11/16, 3/4, 13/16, 7/8, 15/16 & 1" Sockets
- 1 x Socket Rail



SP20341

12 POINT



1/2" DR SHORT SOCKET RAIL SET INHEX - METRIC ONLY - 55MM 7 PIECE

- 6, 7, 8, 10, 12, 14 & 17mm Short (55mm) Sockets
- 1 x Socket Rail

SP20561



1/2" DR SHORT SOCKET RAIL SET INHEX - SAE ONLY - 55MM 9 PIECE

- 3/16, 7/32, 1/4, 9/32, 5/16, 3/8, 1/2, 9/16 & 5/8" Short (55mm) Sockets
- 1 x Socket Rail

SP20563

CONTINUED 1/2"DR SOCKET RAIL SETS



1/2"DR SOCKET RAIL SET INHEX/SPLINE - METRIC 13 PIECE

- Inhex Short (55mm) - 6, 7, 8, 10, 12, 14 & 17mm
- Spline Short (55mm) - 6mm
- Inhex Long (5.5") - 8 & 10mm
- Spline Long (4") - 8, 10 & 12mm
- 1 x Socket Rail

SP20566



1/2"DR SOCKET RAIL SET - 55MM TORX 10 PIECE

- T20, T25, T27, T30, T40, T45, T50, T55, T60, T70 Short (55mm) Sockets
- 1 x Socket Rail

SP20568

SOCKET RAILS

SOCKETS NOT INCLUDED



SOCKET RAIL SPRING LOADED

SOCKETS NOT INCLUDED

- Spring loaded clips hold sockets firmly to rail
- Holds up to 16 sockets

AVAILABLE IN 3 OPTIONS

SIZE	MODEL	CAPACITY
1/4"DR	SP201R	16 SOCKETS
3/8"DR	SP202R	16 SOCKETS
1/2"DR	SP203R	16 SOCKETS

*NOTE: SOCKETS NOT INCLUDED, RAIL ONLY



SOCKET RAIL QUICK LOCK

SOCKETS NOT INCLUDED

- Lock sockets onto rail by turning them to the right - Unlocked by turning to the left
- Holds up to 15 sockets

AVAILABLE IN 2 OPTIONS

SIZE	MODEL	CAPACITY
3/8"DR	SP202RQL	15 SOCKETS
1/2"DR	SP203RQL	15 SOCKETS

*NOTE: SOCKETS NOT INCLUDED, RAIL ONLY



SOCKET RAIL MAGNETIC

SOCKETS NOT INCLUDED

- Ball bearings hold sockets firmly to rail
- Magnetic rail base

AVAILABLE IN 3 OPTIONS

SIZE	MODEL	CAPACITY
1/4"DR	SP201RM	10 SOCKETS
3/8"DR	SP202RM	14 SOCKETS
1/2"DR	SP203RM	16 SOCKETS

*NOTE: SOCKETS NOT INCLUDED, RAIL ONLY

SOCKETS

INDIVIDUAL

FULL RANGE OF INDIVIDUAL SOCKETS
AND ACCESSORIES AVAILABLE

1/4"DR INDIVIDUAL SOCKETS

1/4"DR SOCKETS METRIC



	6 Point	12 Point
SIZE	MODEL	MODEL
4mm	SP21504	SP21004
5mm	SP21505	SP21005
6mm	SP21506	SP21006
7mm	SP21507	SP21007
8mm	SP21508	SP21008
9mm	SP21509	SP21009
10mm	SP21510	SP21010
11mm	SP21511	SP21011
12mm	SP21512	SP21012
13mm	SP21513	SP21013
14mm		SP21014

1/4"DR SOCKETS SAE



	6 Point	12 Point
SIZE	MODEL	MODEL
3/16"	SP21551	SP21051
7/32"	SP21552	SP21052
1/4"	SP21553	SP21053
9/32"	SP21554	SP21054
5/16"	SP21555	SP21055
11/32"	SP21556	SP21056
3/8"	SP21557	SP21057
7/16"	SP21558	SP21058
1/2"	SP21559	SP21059

1/4"DR DEEP SOCKETS METRIC



	6 Point	12 Point
SIZE	MODEL	MODEL
4mm	SP21404	SP21604
5mm	SP21405	SP21605
6mm	SP21406	SP21606
7mm	SP21407	SP21607
8mm	SP21408	SP21608
9mm	SP21409	SP21609
10mm	SP21410	SP21610
11mm	SP21411	SP21611
12mm	SP21412	SP21612
13mm	SP21413	SP21613
14mm	SP21414	

1/4"DR DEEP SOCKETS SAE



	6 Point	12 Point
SIZE	MODEL	MODEL
3/16"	SP21451	SP21651
7/32"	SP21452	SP21652
1/4"	SP21453	SP21653
9/32"	SP21454	SP21654
5/16"	SP21455	SP21655
11/32"	SP21456	SP21656
3/8"	SP21457	SP21657
7/16"	SP21458	SP21658
1/2"	SP21459	SP21659

1/4"DR SOCKETS 888 SERIES METRIC



	6 Point	
SIZE		MODEL
4mm		T821504
5mm		T821505
6mm		T821506
7mm		T821507
8mm		T821508
9mm		T821509
10mm		T821510
11mm		T821511
12mm		T821512
13mm		T821513

1/4"DR SOCKETS 888 SERIES SAE



	6 Point	
SIZE		MODEL
5/32"		T821550
3/16"		T821551
7/32"		T821552
1/4"		T821553
9/32"		T821554
5/16"		T821555
11/32"		T821556
3/8"		T821557
7/16"		T821558
1/2"		T821559

1/4"DR INDIVIDUAL SOCKETS

1/4"DR SOCKETS INHEX - METRIC



SIZE	MODEL
3mm	SP21203
4mm	SP21204
5mm	SP21205
6mm	SP21206

1/4"DR SOCKETS INHEX - SAE



SIZE	MODEL
1/8"	SP21251
5/32"	SP21252
3/16"	SP21253
7/32"	SP21254
1/4"	SP21255

1/4"DR SOCKETS INHEX - TORX



SIZE	MODEL
T10	SP21110
T15	SP21115
T20	SP21120
T25	SP21125

1/4"DR EXTENSION BARS



1/4"DR WOBBLE EXTENSION BAR SET 3 PIECE

- 3 sizes included: 50mm, 6" & 10"
- Extensions are extremely useful for reaching and accessing hard to reach nuts and bolts in engine bays
- Wobble end allows for angled reach to awkward nuts and bolts
- Knurling on bars allows for improved grip, especially useful in oily/greasy conditions
- Chrome Vanadium Steel (Cr-V) for high durability
- Meets & exceeds international ANSI & DIN standard
- Tough triple chrome finish

SP21330



1/4"DR WOBBLE EXTENSION BARS INDIVIDUAL

LENGTH	MODEL
2"	SP21335
4"	SP21334
6"	SP21336
10"	SP21337

- Extensions are extremely useful for reaching and accessing hard to reach nuts and bolts in engine bays
- Wobble end allows for angled reach to awkward nuts and bolts
- Knurling on bars allows for improved grip, especially useful in oily/greasy conditions
- Chrome Vanadium Steel (Cr-V) for high durability
- Tough triple chrome finish



1/4"DR EXTENSION BARS INDIVIDUAL

LENGTH	MODEL
2"	SP21315
4"	SP21316
6"	SP21317

- Extensions are extremely useful for reaching and accessing hard to reach nuts and bolts in engine bays
- Knurling on bars allows for improved grip, especially useful in oily/greasy conditions
- Chrome Vanadium Steel (Cr-V) for high durability
- Tough triple chrome finish

1/4"DR EXTENSION BARS 888 SERIES INDIVIDUAL

LENGTH	MODEL
2"	T821315
4"	T821316
6"	T821317

- Extensions are extremely useful for reaching and accessing hard to reach nuts and bolts in engine bays
- Chrome Vanadium Steel (Cr-V) for high durability
- Tough triple chrome finish



1/4"DR UNIVERSAL JOINTS

1/4"DR UNIVERSAL JOINT



- Flexible Joint - Ideal for accessing hard to reach nuts and bolts
- Chrome Vanadium Steel (Cr-V) for high durability
- Meets & exceeds international ANSI & DIN standard
- Tough triple chrome finish

SP21320

1/4"DR UNIVERSAL JOINT 888 SERIES



- Flexible Joint - Ideal for accessing hard to reach nuts and bolts
- Chrome Vanadium Steel (Cr-V) for high durability
- Meets & exceeds international ANSI & DIN standard
- Tough triple chrome finish

T821320



1/4"DR RATCHETS



1/4"DR RATCHET PROFESSIONAL 45 TEETH

- Comfort grip handle
- Specially strengthened ratchet gear teeth to sustain maximum applied torque
- Reversible
- Socket quick release mechanism

SP21305



1/4"DR RATCHET 888 SERIES 72 TEETH

- Steel handle - one piece
- Specially strengthened ratchet gear teeth to sustain maximum applied torque
- Reversible
- Socket quick release mechanism

T821305



1/4"DR RATCHET SEALED HEAD 90 TEETH

- Steel handle - one piece
- Specially strengthened ratchet gear teeth to sustain maximum applied torque
- Reversible with on/off markings
- Sealed head for extreme dirt infiltration resistance

SP21361



1/4"DR RATCHET ROUND HEAD PRECISION 144 TEETH

- Steel handle - one piece
- Specially strengthened ratchet gear teeth to sustain maximum applied torque
- Reversible
- Socket quick release mechanism

SP21309

CONTINUED 1/4"DR RATCHETS



1/4"DR RATCHET SWIVEL HEAD 72 TEETH

- Comfort grip handle
- 180° swivel head for access to awkward areas
- Strengthened ratchet gear teeth
- Reversible
- Socket quick release mechanism

SP21306



1/4"DR RATCHET SEALED FLEX HEAD 90 TEETH

- Steel handle - one piece
- Automatic locking flex head allows user to turn ratchet in tighter confines
- Reversible with on/off markings
- Sealed head for extreme dirt infiltration resistance

SP21365



1/4"DR RATCHET SEALED FLEX HEAD - LONG 90 TEETH

- Steel handle - one piece
- Automatic locking flex head allows user to turn ratchet in tighter confines
- Reversible with on/off markings
- Sealed head for extreme dirt infiltration resistance

SP21366



1/4"DR RATCHET FLEX HEAD - STUBBY 43 TEETH

- Steel handle - one piece
- Auto locking flex head allows user to turn ratchet in tighter confines
- Finder grip on ratchet head for precision turning
- Reversible
- Socket quick release mechanism

SP21302

1/4"DR FLEX HANDLES



1/4"DR FLEX HANDLE STEEL HANDLE

- Hinged joint head
- Chrome Vanadium Steel (Cr-V) for high durability
- Meets & exceeds international ANSI & DIN standard

SP21311



1/4"DR FLEX HANDLE COMFORT GRIP

- Length: 6"
- Hinged joint head
- Soft grip handle
- Chrome Vanadium Steel (Cr-V) for high durability
- Meets & exceeds international ANSI & DIN standard

SP21310

1/4"DR SLIDING T-BARS



1/4"DR WOBBLE SLIDING T-BAR LONG

- Length: 8"
- Sliding T-Handle
- Wobble end allows for angled reach to awkward nuts and bolts
- Chrome Vanadium Steel (Cr-V) for high durability

SP21328



1/4"DR SLIDING T-BAR 888 SERIES SHORT

- Length: 4.25"
- Sliding T-Handle
- Chrome Vanadium Steel (Cr-V) for high durability

T821338

3/8"DR INDIVIDUAL SOCKETS

3/8"DR SOCKETS METRIC



SIZE	MODEL	MODEL
6mm	SP22506	SP22006
7mm	SP22507	SP22007
8mm	SP22508	SP22008
9mm	SP22509	SP22009
10mm	SP22510	SP22010
11mm	SP22511	SP22011
12mm	SP22512	SP22012
13mm	SP22513	SP22013
14mm	SP22514	SP22014
15mm	SP22515	SP22015
16mm	SP22516	SP22016
17mm	SP22517	SP22017
18mm	SP22518	SP22018
19mm	SP22519	SP22019
20mm	SP22520	SP22020
21mm	SP22521	SP22021
22mm	SP22522	SP22022



3/8"DR SOCKETS SAE



SIZE	MODEL	MODEL
1/4"	SP22551	SP22051
5/16"	SP22552	SP22052
3/8"	SP22553	SP22053
7/16"	SP22554	SP22054
1/2"	SP22555	SP22055
9/16"	SP22556	SP22056
5/8"	SP22557	SP22057
11/16"	SP22558	SP22058
3/4"	SP22559	SP22059
13/16"	SP22560	SP22060
7/8"	SP22561	SP22061



CONTINUED 3/8"DR INDIVIDUAL SOCKETS

3/8"DR DEEP SOCKETS METRIC



SIZE	MODEL	MODEL
8mm	SP22608	N/A
10mm	SP22610	SP22410
11mm	SP22611	SP22411
12mm	SP22612	SP22412
13mm	SP22613	SP22413
14mm	SP22614	SP22414
15mm	SP22615	SP22415
16mm	SP22616	SP22416
17mm	SP22617	SP22417
18mm	SP22618	SP22418
19mm	SP22619	SP22419

3/8"DR DEEP SOCKETS SAE



SIZE	MODEL	MODEL
5/16"	SP22651	SP22451
3/8"	SP22652	SP22452
7/16"	SP22653	SP22453
1/2"	SP22654	SP22454
9/16"	SP22655	SP22455
5/8"	SP22656	SP22456
11/16"	SP22657	SP22457
3/4"	SP22658	SP22458

3/8"DR SOCKETS 888 SERIES METRIC



SIZE	MODEL
6mm	T822006
7mm	T822007
8mm	T822008
9mm	T822009
10mm	T822010
11mm	T822011
12mm	T822012
13mm	T822013
14mm	T822014
15mm	T822015
16mm	T822016
17mm	T822017
18mm	T822018
19mm	T822019

3/8"DR SOCKETS 888 SERIES SAE



SIZE	MODEL
5/16"	T822052
3/8"	T822053
7/16"	T822054
1/2"	T822055
9/16"	T822056
5/8"	T822057
11/16"	T822058
3/4"	T822059
13/16"	T822060
7/8"	T822061

3/8"DR INDIVIDUAL SOCKETS CONTINUED

3/8"DR SOCKETS INHEX - METRIC



SIZE	MODEL
6mm	SP22206
7mm	SP22207
8mm	SP22208
9mm	SP22209
10mm	SP22210

3/8"DR SOCKETS INHEX - SAE



SIZE	MODEL
3/16"	SP22251
7/32"	SP22252
1/4"	SP22253
5/16"	SP22254
3/8"	SP22255

3/8"DR SOCKETS INHEX - TORX



SIZE	MODEL
T27	SP22127
T30	SP22130
T40	SP22140
T45	SP22145
T50	SP22150
T55	SP22155

3/8"DR SOCKETS E-TORX



SIZE	MODEL
E4	SP22164
E5	SP22165
E6	SP22166
E7	SP22167
E8	SP22168
E10	SP22170
E11	SP22171
E12	SP22172
E14	SP22174
E16	SP22176
E18	SP22178
E20	SP22180

3/8"DR SOCKETS SPARK PLUG



METRIC

SIZE	MODEL
16mm	SP22494
21mm	SP22496

SAE

SIZE	MODEL
5/8"	SP22491
13/16"	SP22492

- Chrome Vanadium Steel (Cr-V) for high durability
- Tough triple chrome finish

3/8"DR SOCKETS SPARK PLUG MAGNETIC



METRIC

SIZE	MODEL
14mm	SP22484
16mm	SP22485

- Built-in strong magnetic insert ensures the spark plug stays in the socket and doesn't fall out
- Chrome Vanadium Steel (Cr-V) for high durability
- Tough triple chrome finish

3/8"DR SOCKETS SPARK PLUG 888 SERIES

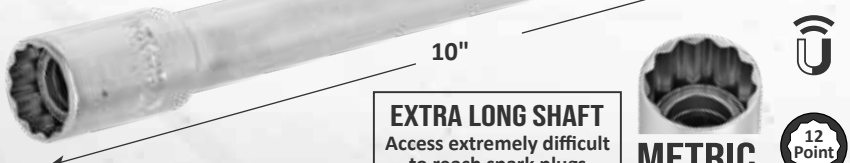


METRIC

SIZE	MODEL
16mm	T822491
21mm	T822492



3/8"DR SPARK PLUG SOCKETS EXTRA LONG MAGNETIC



EXTRA LONG SHAFT
Access extremely difficult
to reach spark plugs


- Extra long shaft - 10"
- Built-in strong magnetic insert ensures the spark plug stays in the socket and doesn't fall out
- Chrome Vanadium Steel (Cr-V) for high durability
- Meets & exceeds international ANSI & DIN standard
- Tough triple chrome finish

METRIC

SIZE	MODEL
14mm	SP22487
16mm	SP22488

CONTINUED

3/8"DR INDIVIDUAL SOCKETS



3/8"DR SPARK PLUG SOCKET SET MAGNETIC - SPLINE

3 PIECE

- Set includes 3 sizes: 14mm, 16mm & 21mm (9/16", 5/8" & 13/16")
- 15° universal offset extension bars
- Chrome Vanadium Steel (Cr-V) for high durability
- Meets & exceeds international ANSI & DIN standard

SP22499



3/8"DR SPARK PLUG SOCKETS MAGNETIC - SPLINE

INDIVIDUAL

LENGTH	MODEL
14mm	SP22490
16mm	SP22493
21mm	SP22495

- Set includes 3 sizes: 14mm, 16mm & 21mm
- 15° universal offset extension bars
- Chrome Vanadium Steel (Cr-V) for high durability
- Meets & exceeds international ANSI & DIN standard



3/8"DR EXTENSION BARS



3/8"DR WOBBLE EXTENSION BAR SET

3 PIECE

- 3 sizes included: 3", 6" & 10"
- Extensions are extremely useful for reaching and accessing hard to reach nuts and bolts in engine bays
- Wobble end allows for angled reach to awkward nuts and bolts
- Knurling on bars allows for improved grip, especially useful in oily/greasy conditions
- Chrome Vanadium Steel (Cr-V) for high durability
- Meets & exceeds international ANSI & DIN standard
- Tough triple chrome finish

SP22330



3/8"DR WOBBLE EXTENSION BARS

INDIVIDUAL

LENGTH	MODEL
3"	SP22335
6"	SP22336
10"	SP22337

- Extensions are extremely useful for reaching and accessing hard to reach nuts and bolts in engine bays
- Wobble end allows for angled reach to awkward nuts and bolts
- Knurling on bars allows for improved grip, especially useful in oily/greasy conditions
- Chrome Vanadium Steel (Cr-V) for high durability
- Tough triple chrome finish



3/8"DR EXTENSION BARS

INDIVIDUAL

LENGTH	MODEL
3"	SP22315
4"	SP22317
10"	SP22316

- Extensions are extremely useful for reaching and accessing hard to reach nuts and bolts in engine bays
- Knurling on bars allows for improved grip, especially useful in oily/greasy conditions
- Chrome Vanadium Steel (Cr-V) for high durability
- Tough triple chrome finish



3/8"DR EXTENSION BARS 888 SERIES

INDIVIDUAL

LENGTH	MODEL
3"	T822315
5"	T822316

- Extensions are extremely useful for reaching and accessing hard to reach nuts and bolts in engine bays
- Chrome Vanadium Steel (Cr-V) for high durability
- Tough triple chrome finish



3/8"DR UNIVERSAL JOINTS & ADAPTERS

3/8"DR UNIVERSAL JOINT



- Flexible Joint - Ideal for accessing hard to reach nuts and bolts
- Chrome Vanadium Steel (Cr-V) for high durability
- Meets & exceeds international ANSI & DIN standard
- Tough triple chrome finish

SP22320

3/8"DR UNIVERSAL JOINT 888 SERIES



- Flexible Joint - Ideal for accessing hard to reach nuts and bolts
- Chrome Vanadium Steel (Cr-V) for high durability
- Meets & exceeds international ANSI & DIN standard
- Tough triple chrome finish

T822320

3/8"DR ADAPTOR



SIZE	MODEL
1/4"	SP22325
1/2"	SP22326

- Adaptor allows for sockets from other drives to be used on non-corresponding ratchet handles
- Chrome Vanadium Steel (Cr-V) for high durability

3/8"DR RATCHETS

3/8"DR RATCHET PROFESSIONAL 45 TEETH

- Comfort grip handle
- Specially strengthened ratchet gear teeth to sustain maximum applied torque
- Reversible
- Socket quick release mechanism

SP22305

3/8"DR RATCHET 888 SERIES 72 TEETH

- Steel handle - one piece
- Specially strengthened ratchet gear teeth to sustain maximum applied torque
- Reversible
- Socket quick release mechanism

T822305

3/8"DR RATCHET SEALED HEAD 90 TEETH

- Steel handle - one piece
- Specially strengthened ratchet gear teeth to sustain maximum applied torque
- Reversible with on/off markings
- Sealed head for extreme dirt infiltration resistance

SP22361

3/8"DR RATCHET ROUND HEAD PRECISION 144 TEETH

- Steel handle - one piece
- Specially strengthened ratchet gear teeth to sustain maximum applied torque
- Reversible
- Socket quick release mechanism

SP22309

CONTINUED 3/8"DR INDIVIDUAL SOCKETS



3/8"DR RATCHET SWIVEL HEAD 72 TEETH

- Comfort grip handle
- 180° swivel head for access to awkward areas
- Strengthened ratchet gear teeth
- Reversible
- Socket quick release mechanism

SP22307



3/8"DR RATCHET SEALED FLEX HEAD 90 TEETH

- Steel handle - one piece
- Automatic locking flex head allows user to turn ratchet in tighter confines
- Reversible with on/off markings
- Sealed head for extreme dirt infiltration resistance

SP22365



3/8"DR RATCHET SEALED FLEX HEAD - LONG 90 TEETH

- Steel handle - one piece
- Automatic locking flex head allows user to turn ratchet in tighter confines
- Reversible with on/off markings
- Sealed head for extreme dirt infiltration resistance

SP22366



3/8"DR RATCHET FLEX HEAD - STUBBY 45 TEETH

- Steel handle - one piece
- Auto locking flex head allows user to turn ratchet in tighter confines
- Finder grip on ratchet head for precision turning
- Reversible
- Socket quick release mechanism

SP22302

3/8"DR FLEX HANDLES



3/8"DR FLEX HANDLE STEEL HANDLE

- Length: 8"
- Hinged joint head
- Chrome Vanadium Steel (Cr-V) for high durability
- Meets & exceeds international ANSI & DIN standard

SP22311



3/8"DR FLEX HANDLE COMFORT GRIP

- Length: 8.5"
- Hinged joint head
- Soft grip handle
- Chrome Vanadium Steel (Cr-V) for high durability
- Meets & exceeds international ANSI & DIN standard

SP22310

3/8"DR SLIDING T-BARS

3/8"DR WOBBLE SLIDING T-BAR

LONG

- Length: 10"
- Sliding T-Handle
- Wobble end allows for angled reach to awkward nuts and bolts
- Chrome Vanadium Steel (Cr-V) for high durability

SP22328



1/2"DR INDIVIDUAL SOCKETS

1/2"DR SOCKETS METRIC



SIZE	MODEL	MODEL
10mm	SP23510	SP23010
11mm	SP23511	SP23011
12mm	SP23512	SP23012
13mm	SP23513	SP23013
14mm	SP23514	SP23014
15mm	SP23515	SP23015
16mm	SP23516	SP23016
17mm	SP23517	SP23017
18mm	SP23518	SP23018
19mm	SP23519	SP23019
20mm	SP23520	SP23020
21mm	SP23521	SP23021
22mm	SP23522	SP23022
23mm	SP23523	SP23023
24mm	SP23524	SP23024
25mm	SP23525	SP23025
26mm	SP23526	SP23026
27mm	SP23527	SP23027
30mm	SP23530	SP23030
32mm	SP23532	SP23032



1/2"DR SOCKETS SAE



SIZE	MODEL	MODEL
3/8"	SP23553	SP23053
7/16"	SP23554	SP23054
1/2"	SP23555	SP23055
9/16"	SP23556	SP23056
5/8"	SP23557	SP23057
11/16"	SP23558	SP23058
3/4"	SP23559	SP23059
13/16"	SP23560	SP23060
7/8"	SP23561	SP23061
5/16"	SP23562	SP23062
1"	SP23563	SP23063
1-1/16"	SP23564	SP23064
1-1/8"	SP23565	SP23065
1-3/16"	SP23566	SP23066
1-1/4"	SP23567	SP23067



CONTINUED 1/2"DR INDIVIDUAL SOCKETS

1/2"DR DEEP SOCKETS METRIC



SIZE	MODEL
10mm	SP23410
11mm	SP23411
12mm	SP23412
13mm	SP23413
14mm	SP23414
15mm	SP23415
16mm	SP23416
17mm	SP23417
18mm	SP23418
19mm	SP23419
21mm	SP23421
22mm	SP23422
24mm	SP23424

1/2"DR DEEP SOCKETS SAE



SIZE	MODEL
3/8"	SP23453
7/16"	SP23454
1/2"	SP23455
9/16"	SP23456
5/8"	SP23457
11/16"	SP23458
3/4"	SP23459
13/16"	SP23460
7/8"	SP23461
15/16"	SP23462
1"	SP23463

1/2"DR SOCKETS 888 SERIES METRIC



SIZE	MODEL
10mm	T823010
11mm	T823011
12mm	T823012
13mm	T823013
14mm	T823014
15mm	T823015
16mm	T823016
17mm	T823017
18mm	T823018
19mm	T823019
20mm	T823020
21mm	T823021
22mm	T823022
24mm	T823024
27mm	T823027
30mm	T823030
32mm	T823032

1/2"DR SOCKETS 888 SERIES SAE



SIZE	MODEL
3/8"	T823053
7/16"	T823054
1/2"	T823055
9/16"	T823056
5/8"	T823057
11/16"	T823058
3/4"	T823059
13/16"	T823060
7/8"	T823061
15/16"	T823062
1"	T823063
1-1/16"	T823064
1-1/4"	T823067

1/2"DR INDIVIDUAL SOCKETS CONTINUED

1/2"DR SOCKETS INHEX - METRIC



SIZE	MODEL
6mm	SP23206
7mm	SP23207
8mm	SP23208
10mm	SP23210
12mm	SP23212
14mm	SP23214
17mm	SP23217

1/2"DR SOCKETS INHEX - SAE



SIZE	MODEL
3/16"	SP23251
7/32"	SP23252
1/4"	SP23253
9/32"	SP23254
5/16"	SP23255
3/8"	SP23256
1/2"	SP23257
9/16"	SP23258
5/8"	SP23259

1/2"DR SOCKETS INHEX - METRIC LONG



SIZE	MODEL
8mm	SP23228
10mm	SP23230

1/2"DR SOCKETS SPLINE - METRIC LONG



SIZE	MODEL
6mm	SP23276
8mm	SP23278
10mm	SP23280
12mm	SP23282

1/2"DR SOCKETS SPARK PLUG



SAE

SIZE	MODEL
5/8"	SP23491
13/16"	SP23492



1/2"DR SOCKETS SPARK PLUG 888 SERIES



SAE

SIZE	MODEL
5/8"	T823491
13/16"	T823492



1/2"DR EXTENSION BARS



1/2"DR WOBBLE EXTENSION BAR SET 3 PIECE

- 3 sizes included: 5", 10" & 33"
- Extensions are extremely useful for reaching and accessing hard to reach nuts and bolts in engine bays
- Wobble end allows for angled reach to awkward nuts and bolts
- Knurling on bars allows for improved grip, especially useful in oily/greasy conditions
- Chrome Vanadium Steel (Cr-V) for high durability
- Meets & exceeds international ANSI & DIN standard
- Tough triple chrome finish

SP23330



1/2"DR WOBBLE EXTENSION BARS INDIVIDUAL

LENGTH	MODEL
5"	SP23336
10"	SP23337
14.5"	SP23338

- Extensions are extremely useful for reaching and accessing hard to reach nuts and bolts in engine bays
- Wobble end allows for angled reach to awkward nuts and bolts
- Knurling on bars allows for improved grip, especially useful in oily/greasy conditions
- Chrome Vanadium Steel (Cr-V) for high durability
- Tough triple chrome finish

CONTINUED 1/2"DR EXTENSION BARS



1/2"DR EXTENSION BARS INDIVIDUAL

LENGTH	MODEL
3"	SP23315
5"	SP23316
10"	SP23317

- Extensions are extremely useful for reaching and accessing hard to reach nuts and bolts in engine bays
- Knurling on bars allows for improved grip, especially useful in oily/greasy conditions
- Chrome Vanadium Steel (Cr-V) for high durability
- Tough triple chrome finish



1/2"DR EXTENSION BARS 888 SERIES

INDIVIDUAL

LENGTH	MODEL
3"	T823315
5"	T823316
10"	T823317

- Extensions are extremely useful for reaching and accessing hard to reach nuts and bolts in engine bays
- Chrome Vanadium Steel (Cr-V) for high durability
- Tough triple chrome finish

1/2"DR UNIVERSAL JOINTS & ADAPTERS

1/2"DR UNIVERSAL JOINT



- Flexible Joint - Ideal for accessing hard to reach nuts and bolts
- Chrome Vanadium Steel (Cr-V) for high durability
- Meets & exceeds international ANSI & DIN standard
- Tough triple chrome finish

SP23320

1/2"DR UNIVERSAL JOINT 888 SERIES



- Flexible Joint - Ideal for accessing hard to reach nuts and bolts
- Chrome Vanadium Steel (Cr-V) for high durability
- Meets & exceeds international ANSI & DIN standard
- Tough triple chrome finish

T823320

1/2"DR ADAPTOR



SIZE	MODEL
3/8"	SP23326

- Adaptor allows for sockets from other drives to be used on non-corresponding ratchet handles
- Chrome Vanadium Steel (Cr-V) for high durability

1/2"DR RATCHETS



1/2"DR RATCHET PROFESSIONAL 45 TEETH

- Comfort grip handle
- Specially strengthened ratchet gear teeth to sustain maximum applied torque
- Reversible
- Socket quick release mechanism

SP23305



1/2"DR RATCHET 888 SERIES 72 TEETH

- Steel handle - one piece
- Specially strengthened ratchet gear teeth to sustain maximum applied torque
- Reversible
- Socket quick release mechanism

T823305

1/2"DR RATCHETS

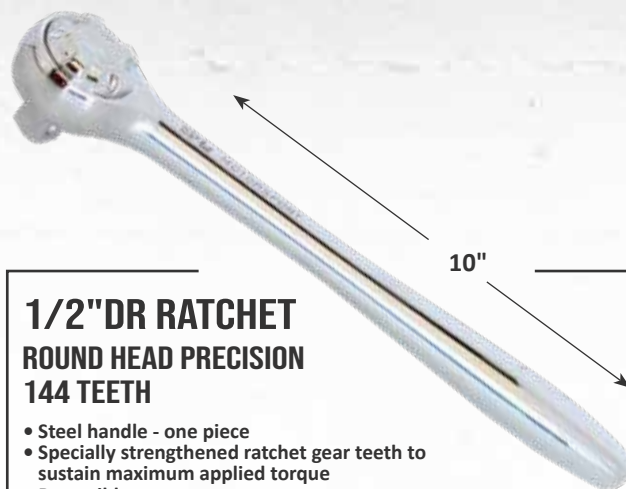
CONTINUED



1/2"DR RATCHET SEALED HEAD 90 TEETH

- Steel handle - one piece
- Specially strengthened ratchet gear teeth to sustain maximum applied torque
- Reversible with on/off markings
- Sealed head for extreme dirt infiltration resistance

SP23361



1/2"DR RATCHET ROUND HEAD PRECISION 144 TEETH

- Steel handle - one piece
- Specially strengthened ratchet gear teeth to sustain maximum applied torque
- Reversible
- Socket quick release mechanism

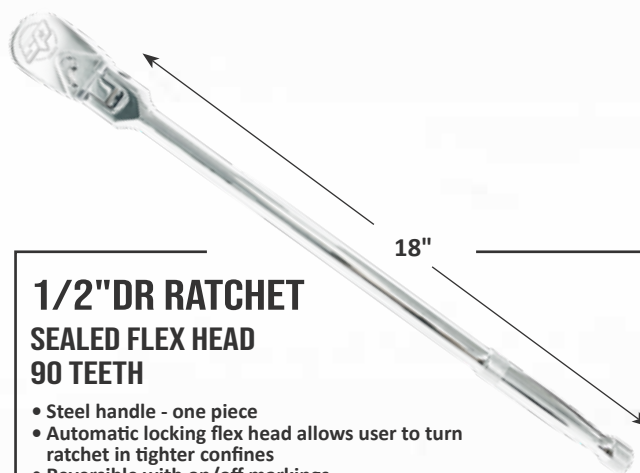
SP23309



1/2"DR RATCHET SWIVEL HEAD 72 TEETH

- Comfort grip handle
- 180° swivel head for access to awkward areas
- Strengthened ratchet gear teeth
- Reversible
- Socket quick release mechanism


SP23306



1/2"DR RATCHET SEALED FLEX HEAD 90 TEETH

- Steel handle - one piece
- Automatic locking flex head allows user to turn ratchet in tighter confines
- Reversible with on/off markings
- Sealed head for extreme dirt infiltration resistance

SP23365



1/2"DR RATCHET SEALED FLEX HEAD - LONG 90 TEETH

- Steel handle - one piece
- Automatic locking flex head allows user to turn ratchet in tighter confines
- Reversible with on/off markings
- Sealed head for extreme dirt infiltration resistance

SP23366



1/2"DR RATCHET FLEX HEAD - STUBBY 45 TEETH

- Steel handle - one piece
- Auto locking flex head allows user to turn ratchet in tighter confines
- Finder grip on ratchet head for precision turning
- Reversible
- Socket quick release mechanism

SP23302

CONTINUED 1/2"DR RATCHETS

1/2"DR RATCHET

PROFESSIONAL EXTRA LONG - 19.5" 45 TEETH

- Comfort grip handle
- Specially strengthened ratchet gear teeth to sustain maximum applied torque
- 19.5" Extra long shaft for access into hard to reach areas as well as extra leverage if needed
- Reversible
- Socket quick release mechanism
- Chrome Vanadium Steel (Cr-V) for high durability
- Tough triple chrome finish
- Meets & exceeds international ANSI & DIN standard

SP23308

19.5"

1/2"DR FLEX HANDLES

1/2"DR FLEX HANDLE STEEL HANDLE

- Length: 15"
- Hinged joint head
- Chrome Vanadium Steel (Cr-V) for high durability
- Meets & exceeds international ANSI & DIN standard

SP23398

15"

1/2"DR FLEX HANDLE COMFORT GRIP

- Available in 10" & 33"
- Hinged joint head
- Soft grip handle
- Chrome Vanadium Steel (Cr-V) for high durability
- Meets & exceeds international ANSI & DIN standard

LENGTH	MODEL
10"	SP23310
14.5"	SP23312

10"
or 14.5"

1/2"DR FLEX HANDLE EXTRA LONG STEEL HANDLE

- Available in 2 Lengths - 17.75" and 23.5"
- Hinged joint head
- Extra long shaft for access into hard to reach areas as well as extra leverage if needed
- Chrome Vanadium Steel (Cr-V) for high durability
- Tough triple chrome finish
- Meets & exceeds international ANSI & DIN standard

LENGTH	MODEL
17.75"	SP23318
23.5"	SP23319

17.75"
or 23.5"

3/4"DR INDIVIDUAL SOCKETS

3/4"DR SOCKETS METRIC



SIZE	MODEL
19mm	SP24019
22mm	SP24022
24mm	SP24024
27mm	SP24027
30mm	SP24030
32mm	SP24032
36mm	SP24036
38mm	SP24038
41mm	SP24041
46mm	SP24046
50mm	SP24050
55mm	SP24055



3/4"DR SOCKETS SAE



SIZE	MODEL
3/4"	SP24059
13/16"	SP24060
7/8"	SP24061
5/16"	SP24062
1"	SP24063
1-1/16"	SP24064
1-1/8"	SP24065
1-3/16"	SP24066
1-1/4"	SP24067
1-5/16"	SP24068
1-3/8"	SP24069
1-7/16"	SP24070
1-1/2"	SP24071
1-5/8"	SP24073
1-3/4"	SP24075
1-7/8"	SP24077



3/4"DR EXTENSION BARS



3/4"DR EXTENSION BARS INDIVIDUAL

LENGTH	MODEL
8"	SP24315
15.75"	SP24316

- Extensions are extremely useful for reaching and accessing hard to reach nuts and bolts in engine bays
- Knurling on bars allows for improved grip, especially useful in oily/greasy conditions
- Chrome Vanadium Steel (Cr-V) for high durability
- Tough triple chrome finish

3/4"DR UNIVERSAL JOINT

3/4"DR UNIVERSAL JOINT



- Flexible Joint - Ideal for accessing hard to reach nuts and bolts
- Chrome Vanadium Steel (Cr-V) for high durability
- Meets & exceeds international ANSI & DIN standard
- Tough triple chrome finish

SP24320

3/4"DR RATCHETS & FLEX HANDLES



3/4"DR RATCHET

**JUMBO
24 TEETH**

- Steel handle
- Specially strengthened ratchet gear teeth to sustain maximum applied torque
- Detachable Handle - Extension handle available (SP24325) for where extra leverage is needed
- Knurling on bars allows for improved grip, especially useful in oily/greasy conditions
- Reversible
- Socket quick release mechanism
- Chrome Vanadium Steel (Cr-V) for high durability
- Meets & exceeds international ANSI & DIN standard

SP24305

**DETACHABLE RATCHET HEAD
EXTENSION HANDLE AVAILABLE FOR
WHERE EXTRA LEVERAGE IS NEEDED**



3/4"DR FLEX HANDLE

**JUMBO - 43"
STEEL HANDLE**

- Steel handle
- Hinged joint head
- 43" long
- Detachable Handle - Extension handle available (SP24325) for where extra leverage is needed
- Knurling on bars allows for improved grip, especially useful in oily/greasy conditions
- Chrome Vanadium Steel (Cr-V) for high durability
- Meets & exceeds international ANSI & DIN standard

SP24310

**DETACHABLE FLEX HEAD
EXTENSION HANDLE AVAILABLE FOR
WHERE EXTRA LEVERAGE IS NEEDED**



3/4"DR EXTENSION HANDLE

**JUMBO
STEEL HANDLE**

- Steel handle
- Extension from 17.75" to 29.5"
- Telescopic extension handle suitable for use with SP 3/4"Dr Ratchet (SP24305) & 3/4"Dr Flex Handle (SP24310)
- Knurling on bars allows for improved grip, especially useful in oily/greasy conditions
- Chrome Vanadium Steel (Cr-V) for high durability
- Meets & exceeds international ANSI & DIN standard

SP24325

**EXTENDABLE
17.75" to 29.5"**

**ADD EXTRA LEVERAGE TO YOUR
3/4" RATCHET OR FLEX HANDLE**

04

IMPACT SOCKETS & ACCESSORIES

ALL SP TOOLS IMPACT SOCKETS AND ACCESSORIES ARE MANUFACTURED FROM HIGH GRADE CHROME MOLYBDENUM STEEL AND EXCEED INTERNATIONAL DIN STANDARDS. DESIGNED TO WITHSTAND THE RIGOURS OF INDUSTRIAL AND TRADE USE.

DIN

SUB-CATEGORIES:

1/2"DR IMPACT SOCKET SETS	94
3/4"DR IMPACT SOCKET SETS	96
1"DR IMPACT SOCKET SETS	97
IMPACT SOCKET RAIL SETS	98
INDIVIDUAL 3/8" IMPACT SOCKETS & ACCESSORIES	100
INDIVIDUAL 1/2" IMPACT SOCKETS & ACCESSORIES	102
INDIVIDUAL 3/4" IMPACT SOCKETS & ACCESSORIES	104
INDIVIDUAL 1" IMPACT SOCKETS & ACCESSORIES	106
INDIVIDUAL 1-1/2" IMPACT SOCKETS & ACCESS.	108
INDIVIDUAL 2-1/2" IMPACT SOCKETS & ACCESS.	110

FLAT DRIVE TECHNOLOGY

FLAT DRIVE TECHNOLOGY
MAXIMISES CONTACT ON THE
FLAT SIDES OF THE BOLT OR
NUT, NOT THE POINTS.



> 1/2"DR IMPACT SOCKET SETS

SP20310

1/2"DR IMPACT SOCKET SET METRIC ONLY 15 PIECE

6
Point

CONTENTS

1/2"DR IMPACT SOCKETS & ACCESSORIES

- 10, 11, 12, 13, 14, 15, 17, 18, 19, 21, 22 & 24mm
- Impact Extension Bars - 3" & 5"
- Impact Universal Joint

SP20315

1/2"DR IMPACT SOCKET SET SAE ONLY 14 PIECE

6
Point

CONTENTS

1/2"DR IMPACT SOCKETS & ACCESSORIES

- 3/8, 7/16, 1/2, 9/16, 5/8, 11/16, 3/4, 13/16, 7/8, 15/16 & 1"
- Impact Extension Bars - 3" & 5"
- Impact Universal Joint



- Flat drive technology offers maximum contact and grip
- Trade tough - suitable for use with pneumatic and electric/cordless impact wrenches
- Premium quality, high strength Chrome Molybdenum steel (Cr-Mo) for extreme durability
- Tools housed in a heavy duty steel case
- Manufactured to DIN standards



- Flat drive technology offers maximum contact and grip
- Trade tough - suitable for use with pneumatic and electric/cordless impact wrenches
- Premium quality, high strength Chrome Molybdenum steel (Cr-Mo) for extreme durability
- Tools housed in a heavy duty steel case
- Manufactured to DIN standards

SP20320

1/2"DR IMPACT SOCKET SET DEEP - METRIC ONLY 15 PIECE

6
Point

CONTENTS

1/2"DR IMPACT SOCKETS & ACCESSORIES

- 10, 11, 12, 13, 14, 15, 17, 18, 19, 21, 22 & 24mm
- Impact Extension Bars - 3" & 5"
- Impact Universal Joint

SP20325

1/2"DR IMPACT SOCKET SET DEEP - SAE ONLY 14 PIECE

6
Point

CONTENTS

1/2"DR IMPACT SOCKETS & ACCESSORIES

- 3/8, 7/16, 1/2, 9/16, 5/8, 11/16, 3/4, 13/16, 7/8, 15/16 & 1"
- Impact Extension Bars - 3" & 5"
- Impact Universal Joint

CONTINUED 1/2"DR IMPACT SOCKET SETS

SP20370

1/2"DR IMPACT SOCKET SET INHEX - METRIC ONLY 9 PIECE

CONTENTS

1/2"DR IMPACT SOCKETS & ACCESSORIES
• 4, 5, 6, 7, 8, 10, 12, 14 & 17mm

SP20375

1/2"DR IMPACT SOCKET SET INHEX - SAE ONLY 9 PIECE

CONTENTS

1/2"DR IMPACT SOCKETS & ACCESSORIES
• 3/16, 7/32, 1/4, 5/16, 3/8, 7/16, 1/2, 9/16 & 5/8"



- Flat drive technology offers maximum contact and grip
- Trade tough - suitable for use with pneumatic and electric/cordless impact wrenches
- Premium quality, high strength Chrome Molybdenum steel (Cr-Mo) for extreme durability
- Tools housed in a heavy duty steel case
- Manufactured to DIN standards



SP20380

1/2"DR IMPACT SOCKET SET TORX ONLY 9 PIECE

CONTENTS

1/2"DR IMPACT SOCKETS & ACCESSORIES
• T20, T25, T30, T40, T45, T50, T55, T60 & T70

- Flat drive technology offers maximum contact and grip
- Trade tough - suitable for use with pneumatic and electric/cordless impact wrenches
- Premium quality, high strength Chrome Molybdenum steel (Cr-Mo) for extreme durability
- Tools housed in a heavy duty steel case
- Manufactured to DIN standards

> 3/4"DR IMPACT SOCKET SETS



SP20410

3/4"DR IMPACT SOCKET SET METRIC ONLY 8 PIECE

3/4"DR IMPACT SOCKETS
• 24, 27, 30, 32, 34, 36, 41 & 46mm



SP20415

3/4"DR IMPACT SOCKET SET SAE ONLY 8 PIECE

3/4"DR IMPACT SOCKETS
• 1, 1-1/16, 1-1/8, 1-1/4, 1-5/16, 1-3/8, 1-7/16 & 1-1/2"



- Flat drive technology offers maximum contact and grip
- Trade tough - suitable for use with pneumatic and electric/cordless impact wrenches
- Premium quality, high strength Chrome Molybdenum steel (Cr-Mo) for extreme durability
- Tools housed in a heavy duty steel case
- Manufactured to DIN standards



SP20420

3/4"DR IMPACT SOCKET SET DEEP - METRIC ONLY 8 PIECE

3/4"DR IMPACT SOCKETS
• 24, 27, 30, 32, 34, 36, 41 & 46mm



SP20425

3/4"DR IMPACT SOCKET SET DEEP - SAE ONLY 8 PIECE

3/4"DR IMPACT SOCKETS
• 1, 1-1/16, 1-1/8, 1-1/4, 1-5/16, 1-3/8, 1-7/16 & 1-1/2"



- Flat drive technology offers maximum contact and grip
- Trade tough - suitable for use with pneumatic and electric/cordless impact wrenches
- Premium quality, high strength Chrome Molybdenum steel (Cr-Mo) for extreme durability
- Tools housed in a heavy duty steel case
- Manufactured to DIN standards

IMPACT SOCKETS & ACCESSORIES

> 1" DR IMPACT SOCKET SETS



SP20510

1" DR IMPACT SOCKET SET METRIC ONLY 9 PIECE

1" DR IMPACT SOCKETS
• 27, 30, 32, 34, 36, 38, 41, 46 & 50mm



SP20515

1" DR IMPACT SOCKET SET SAE ONLY 9 PIECE

1" DR IMPACT SOCKETS
• 1, 1-1/8, 1-1/4, 1-3/8, 1-1/2, 1-5/8, 1-3/4, 1-7/8 & 2"



- Flat drive technology offers maximum contact and grip
- Trade tough - suitable for use with pneumatic and electric/cordless impact wrenches
- Premium quality, high strength Chrome Molybdenum steel (Cr-Mo) for extreme durability
- Tools housed in a heavy duty steel case
- Manufactured to DIN standards



> IMPACT SOCKET RAILS

FEATURES:

- Flat drive technology offers maximum contact and grip
- Trade tough - suitable for use with pneumatic and electric/cordless impact wrenches
- Premium quality, high strength Chrome Molybdenum steel (Cr-Mo) for extreme durability
- Manufactured to DIN standards

DIN

3/8"DR IMPACT SOCKET RAIL SETS



3/8"DR IMPACT SOCKET RAIL SET METRIC ONLY 10 PIECE

- 10, 11, 12, 13, 14, 15, 16, 17, 18 & 19mm Impact Sockets
- 1 x Socket Rail



SP20250



3/8"DR IMPACT SOCKET RAIL SET DEEP - METRIC ONLY 10 PIECE

- 10, 11, 12, 13, 14, 15, 16, 17, 18 & 19mm Impact Sockets
- 1 x Socket Rail



SP20260



3/8"DR IMPACT SOCKET RAIL SET STUBBY - METRIC ONLY 10 PIECE

- 10, 11, 12, 13, 14, 15, 16, 17, 18 & 19mm Impact Sockets
- 1 x Socket Rail



SP20255

1/2"DR IMPACT SOCKET RAIL SETS



1/2"DR IMPACT SOCKET RAIL SET METRIC ONLY 11 PIECE

- 10, 12, 13, 14, 15, 17, 18, 19, 21, 22 & 24mm Impact Sockets
- 1 x Socket Rail



SP20350



1/2"DR IMPACT SOCKET RAIL SET SAE ONLY 11 PIECE

- 3/8, 7/16, 1/2, 9/16, 5/8, 11/16, 3/4, 13/16, 7/8, 15/16 & 1" Impact Sockets
- 1 x Socket Rail



SP20351

IMPACT SOCKETS & ACCESSORIES

CONTINUED 1/2"DR IMPACT SOCKET RAIL SETS

- Flat drive technology offers maximum contact and grip
- Trade tough - suitable for use with pneumatic and electric/cordless impact wrenches
- Premium quality, high strength Chrome Molybdenum steel (Cr-Mo) for extreme durability
- Manufactured to DIN standards



1/2"DR IMPACT SOCKET RAIL SET DEEP - METRIC ONLY 11 PIECE

- 10, 12, 13, 14, 15, 17, 18, 19, 21, 22 & 24mm Deep Impact Sockets
- 1 x Socket Rail



SP20360



1/2"DR IMPACT SOCKET RAIL SET SAE ONLY 11 PIECE

- 3/8, 7/16, 1/2, 9/16, 5/8, 11/16, 3/4, 13/16, 7/8, 15/16 & 1" Impact Sockets
- 1 x Socket Rail



SP20361



1/2"DR IMPACT SOCKET RAIL SET STUBBY - METRIC ONLY 12 PIECE

- 10, 11, 12, 13, 14, 15, 16, 17, 19, 21, 22, 24mm Impact Sockets
- 1 x Socket Rail



SP20355



1/2"DR IMPACT SOCKET RAIL SET TAMPER SPLINE 8 PIECE

- 4x 44mm (L): M12, M14, M16, M18
- 4x 77mm (L): M12, M14, M16, M18

SP20385

3/4"DR IMPACT SOCKET RAIL SET



1/2"DR IMPACT SOCKET RAIL SET WHEEL NUT - METRIC ONLY 5 PIECE

- 14, 17, 19, 21 & 22mm
- 1 x Socket Rail



SP20390

- Ideal for quick TIRE changes
- Sockets are sleeved to protect alloy wheels and nuts
- Colour coded for easy size selection
- 1/2 sq. drive
- Molybdenum steel (Cr-Mo)
- Hardened, tempered and anodised for corrosion resistance



3/4"DR IMPACT SOCKET RAIL SET DOUBLE SQUARE - METRIC ONLY 3 PIECE

- 17, 19 and 21mm Square Impact Sockets
- 1 x Socket Rail

SP20470

> IMPACT SOCKETS

INDIVIDUAL

FULL RANGE OF INDIVIDUAL IMPACT SOCKETS
AND ACCESSORIES AVAILABLE

3/8"DR INDIVIDUAL IMPACT SOCKETS

3/8"DR IMPACT SOCKETS METRIC



SIZE	MODEL	SIZE	MODEL	SIZE	MODEL
7mm	SP22707	13mm	SP22713	19mm	SP22719
8mm	SP22708	14mm	SP22714	20mm	SP22720
9mm	SP22709	15mm	SP22715	21mm	SP22721
10mm	SP22710	16mm	SP22716	22mm	SP22722
11mm	SP22711	17mm	SP22717		
12mm	SP22712	18mm	SP22718		

3/8"DR IMPACT SOCKETS SAE



SIZE	MODEL	SIZE	MODEL	SIZE	MODEL
1/4"	SP22751	1/2"	SP22755	3/4"	SP22759
5/16"	SP22752	9/16"	SP22756	13/16"	SP22760
3/8"	SP22753	5/8"	SP22757	7/8"	SP22761
7/16"	SP22754	11/16"	SP22758		

3/8"DR DEEP IMPACT SOCKETS METRIC



SIZE	MODEL	SIZE	MODEL	SIZE	MODEL
7mm	SP22807	13mm	SP22813	19mm	SP22819
8mm	SP22808	14mm	SP22814	20mm	SP22820
9mm	SP22809	15mm	SP22815	21mm	SP22821
10mm	SP22810	16mm	SP22816	22mm	SP22822
11mm	SP22811	17mm	SP22817		
12mm	SP22812	18mm	SP22818		

3/8"DR DEEP IMPACT SOCKETS SAE



SIZE	MODEL	SIZE	MODEL	SIZE	MODEL
5/4"	SP22851	1/2"	SP22855	3/4"	SP22859
5/16"	SP22852	9/16"	SP22856	13/16"	SP22860
3/8"	SP22853	5/8"	SP22857	7/8"	SP22861
7/16"	SP22854	11/16"	SP22858		

3/8"DR INDIVIDUAL IMPACT SOCKETS

3/8"DR IMPACT SOCKETS INHEX - METRIC



SIZE	MODEL
4mm	SP22904
5mm	SP22905
6mm	SP22906
7mm	SP22907
8mm	SP22908
9mm	SP22909
10mm	SP22910

3/8"DR IMPACT SOCKETS INHEX - SAE



SIZE	MODEL
1/4"	SP22953
9/32"	SP22954
5/16"	SP22955
3/8"	SP22956
7/16"	SP22957
1/2"	SP22958
9/16"	SP22959
5/8"	SP22960

3/8"DR INDIVIDUAL IMPACT ACCESSORIES

3/8"DR IMPACT EXTENSION BARS

INDIVIDUAL

- Extensions are extremely useful for reaching and accessing hard to reach nuts and bolts in engine bays
- High strength Chrome Molybdenum (Cr-Mo) for high durability
- Trade tough - suitable for use with pneumatic and electric impact wrenches
- Manufactured to DIN standards

LENGTH	MODEL
3"	SP22345
6"	SP22346
10"	SP22347



3/8"DR UNIVERSAL IMPACT JOINT



- Flexible Joint - Ideal for accessing hard to reach nuts and bolts
- Chrome Molybdenum (Cr-Mo) for high durability
- Meets & exceeds international DIN standard

SP22350

3/8"DR IMPACT ADAPTOR



SIZE	MODEL
1/2"	SP22356

- Adaptor allows for sockets from other drives to be used on non-corresponding ratchet handles
- Chrome Molybdenum (Cr-Mo) for high durability

1/2"DR INDIVIDUAL IMPACT SOCKETS

1/2"DR IMPACT SOCKETS METRIC



SIZE	MODEL	SIZE	MODEL	SIZE	MODEL
8mm	SP23708	17mm	SP23717	26mm	SP23726
10mm	SP23710	18mm	SP23718	27mm	SP23727
11mm	SP23711	19mm	SP23719	30mm	SP23730
12mm	SP23712	20mm	SP23720	32mm	SP23732
13mm	SP23713	21mm	SP23721	33mm	SP23733
14mm	SP23714	22mm	SP23722	34mm	SP23734
15mm	SP23715	23mm	SP23723	35mm	SP23735
16mm	SP23716	24mm	SP23724	36mm	SP23736

1/2"DR IMPACT SOCKETS SAE



SIZE	MODEL	SIZE	MODEL	SIZE	MODEL
5/16"	SP23752	3/4"	SP23759	1-3/16"	SP23766
3/8"	SP23753	13/16"	SP23760	1-1/4"	SP23767
7/16"	SP23754	7/8"	SP23761	1-5/16"	SP23768
1/2"	SP23755	5/16"	SP23762	1-3/8"	SP23769
9/16"	SP23756	1"	SP23763	1-7/16"	SP23770
5/8"	SP23757	1-1/16"	SP23764	1-1/2"	SP23771
11/16"	SP23758	1-1/8"	SP23765		

1/2"DR DEEP IMPACT SOCKETS METRIC



SIZE	MODEL	SIZE	MODEL	SIZE	MODEL
8mm	SP23808	17mm	SP23817	26mm	SP23826
10mm	SP23810	18mm	SP23818	27mm	SP23827
11mm	SP23811	19mm	SP23819	30mm	SP23830
12mm	SP23812	20mm	SP23820	32mm	SP23832
13mm	SP23813	21mm	SP23821	33mm	SP23833
14mm	SP23814	22mm	SP23822	34mm	SP23834
15mm	SP23815	23mm	SP23823	35mm	SP23835
16mm	SP23816	24mm	SP23824	36mm	SP23836

1/2"DR DEEP IMPACT SOCKETS SAE



SIZE	MODEL	SIZE	MODEL	SIZE	MODEL
5/16"	SP23852	3/4"	SP23859	1-3/16"	SP23866
3/8"	SP23853	13/16"	SP23860	1-1/4"	SP23867
7/16"	SP23854	7/8"	SP23861	1-5/16"	SP23868
1/2"	SP23855	15/16"	SP23862	1-3/8"	SP23869
9/16"	SP23856	1"	SP23863	1-7/16"	SP23870
5/8"	SP23857	1-1/16"	SP23864	1-1/2"	SP23871
11/16"	SP23858	1-1/8"	SP23865		

1/2"DR INDIVIDUAL IMPACT SOCKETS

1/2"DR WHEEL NUT IMPACT SOCKETS METRIC



- Ideal for quick TIRE changes
- Sockets are sleeved to protect alloy wheels and nuts
- Colour coded for easy size selection 1/2 sq. drive
- Molybdenum steel (Cr-Mo)
- Hardened, tempered and anodised for corrosion resistance

SIZE	MODEL	SIZE	MODEL
14mm	SP20391	21mm	SP20396
17mm	SP20393	22mm	SP20397
19mm	SP20395	24mm	SP20398



1/2"DR FLIP IMPACT SOCKETS METRIC



- Flip Sockets are ideal for frequent work with wheels, rims and wheel nuts/lug nuts
- Makes wheel removal quick and easy
- High strength Chrome Molybdenum
- Trade tough - suitable for use with pneumatic and electric impact wrenches
- Manufactured to DIN standards

SIZE	MODEL
17mm x 19mm	SP23890
19mm x 21mm	SP23892
21mm x 22mm	SP23894



1/2"DR IMPACT SOCKETS INHEX - METRIC



SIZE	MODEL
4mm	SP23904
5mm	SP23905
6mm	SP23906
7mm	SP23907
8mm	SP23908
9mm	SP23909
10mm	SP23910
12mm	SP23912
14mm	SP23914
17mm	SP23917
19mm	SP23919

1/2"DR IMPACT SOCKETS INHEX - SAE



SIZE	MODEL
3/16"	SP23951
7/32"	SP23952
1/4"	SP23953
9/32"	SP23954
5/16"	SP23955
3/8"	SP23956
7/16"	SP23957
1/2"	SP23958
9/16"	SP23959
5/8"	SP23960
11/16"	SP23961
3/4"	SP23962

1/2"DR IMPACT SOCKETS TORX



SIZE	MODEL
T20	SP23981
T25	SP23982
T30	SP23984
T40	SP23985
T45	SP23986
T50	SP23987
T55	SP23988
T60	SP23989
T70	SP23990

1/2"DR INDIVIDUAL IMPACT ACCESSORIES

1/2"DR IMPACT EXTENSION BARS INDIVIDUAL

- Extensions are extremely useful for reaching and accessing hard to reach nuts and bolts in engine bays
- High strength Chrome Molybdenum (Cr-Mo) for high durability
- Manufactured to DIN standards

LENGTH	MODEL
3"	SP23345
5"	SP23346
10"	SP23347
12"	SP23348



1/2"DR UNIVERSAL IMPACT JOINT



- Flexible Joint - Ideal for accessing hard to reach nuts and bolts
- Chrome Molybdenum (Cr-Mo) for high durability
- Meets & exceeds international DIN standard

SP23350

1/2"DR IMPACT ADAPTOR



SIZE	MODEL
3/8"	SP23355
3/4"	SP23356

- Adaptor allows for sockets from other drives to be used on non-corresponding ratchet handles
- Chrome Molybdenum (Cr-Mo) for high durability

3/4"DR INDIVIDUAL IMPACT SOCKETS

3/4"DR IMPACT SOCKETS METRIC



SIZE	MODEL	SIZE	MODEL	SIZE	MODEL
17mm	SP24717	28mm	SP24728	46mm	SP24746
18mm	SP24718	29mm	SP24729	50mm	SP24750
19mm	SP24719	30mm	SP24730	52mm	SP24752
20mm	SP24720	32mm	SP24732	54mm	SP24754
21mm	SP24721	33mm	SP24733	55mm	SP24755
22mm	SP24722	34mm	SP24734	56mm	SP24756
23mm	SP24723	35mm	SP24735	60mm	SP24760
24mm	SP24724	36mm	SP24736	65mm	SP24701
25mm	SP24725	38mm	SP24738	67mm	SP24702
26mm	SP24726	39mm	SP24739	70mm	SP24703
27mm	SP24727	41mm	SP24741		

3/4"DR IMPACT SOCKETS SAE



SIZE	MODEL	SIZE	MODEL	SIZE	MODEL
5/8"	SP24794	1-5/16"	SP24768	2"	SP24779
11/16"	SP24795	1-3/8"	SP24769	2-1/16"	SP24780
3/4"	SP24796	1-7/16"	SP24770	2-1/8"	SP24781
13/16"	SP24797	1-1/2"	SP24771	2-3/16"	SP24782
7/8"	SP24761	1-9/16"	SP24772	2-1/4"	SP24783
5/16"	SP24762	1-5/8"	SP24773	2-5/16"	SP24784
1"	SP24763	1-11/16"	SP24774	2-3/8"	SP24785
1-1/16"	SP24764	1-3/4"	SP24775	2-7/16"	SP24786
1-1/8"	SP24765	1-13/16"	SP24776	2-1/2"	SP24787
1-3/16"	SP24766	1-7/8"	SP24777		
1-1/4"	SP24767	1-15/16"	SP24778		

3/4"DR DEEP IMPACT SOCKETS METRIC



SIZE	MODEL	SIZE	MODEL	SIZE	MODEL
17mm	SP24817	30mm	SP24830	50mm	SP24850
18mm	SP24818	32mm	SP24832	52mm	SP24852
19mm	SP24819	33mm	SP24833	54mm	SP24854
21mm	SP24821	34mm	SP24834	55mm	SP24855
22mm	SP24822	35mm	SP24835	60mm	SP24860
24mm	SP24824	36mm	SP24836	65mm	SP24801
26mm	SP24826	38mm	SP24838	67mm	SP24802
27mm	SP24827	41mm	SP24841		
28mm	SP24828	46mm	SP24846		

3/4"DR DEEP IMPACT SOCKETS SAE



SIZE	MODEL	SIZE	MODEL	SIZE	MODEL
5/8"	SP24894	1-5/16"	SP24868	1-15/16"	SP24878
11/16"	SP24895	1-3/8"	SP24869	2"	SP24879
3/4"	SP24896	1-7/16"	SP24870	2-1/16"	SP24880
7/8"	SP24861	1-1/2"	SP24871	2-1/8"	SP24881
5/16"	SP24862	1-9/16"	SP24872	2-3/16"	SP24882
1"	SP24863	1-5/8"	SP24873	2-1/4"	SP24883
1-1/16"	SP24864	1-11/16"	SP24874	2-3/8"	SP24885
1-1/8"	SP24865	1-3/4"	SP24875	2-1/2"	SP24887
1-3/16"	SP24866	1-13/16"	SP24876		
1-1/4"	SP24867	1-7/8"	SP24877		

3/4"DR INDIVIDUAL IMPACT SOCKETS

3/4"DR BUD WHEEL IMPACT SOCKETS METRIC

- High strength Chrome Molybdenum
- Trade tough
- Manufactured to DIN standards

SIZE	MODEL
35mm x 17mm	SP24905
41mm x 21mm	SP24908



3/4"DR DOUBLE SQUARE IMPACT SOCKETS METRIC

- High strength Chrome Molybdenum
- Trade tough
- Manufactured to DIN standards

SIZE	MODEL
17mm	SP24917
19mm	SP24919

SIZE	MODEL
20mm	SP24920
21mm	SP24921



3/4"DR IMPACT SOCKETS INHEX - METRIC



SIZE	MODEL
10mm	SP24930
12mm	SP24932
14mm	SP24934
17mm	SP24937
19mm	SP24939
22mm	SP24942
24mm	SP24944
27mm	SP24947

3/4"DR IMPACT SOCKETS INHEX - SAE



SIZE	MODEL
1/2"	SP24958
9/16"	SP24959
5/8"	SP24960
11/16"	SP24961
3/4"	SP24962
13/16"	SP24963
7/8"	SP24964
1"	SP24965

3/4"DR INDIVIDUAL IMPACT ACCESSORIES

3/4"DR IMPACT EXTENSION BARS INDIVIDUAL

- Extensions are extremely useful for reaching and accessing hard to reach nuts and bolts in engine bays
- High strength Chrome Molybdenum (Cr-Mo) for high durability
- Manufactured to DIN standards

LENGTH	MODEL
4"	SP24345
7"	SP24346
10"	SP24347
13"	SP24348



3/4"DR UNIVERSAL IMPACT JOINT



- Flexible Joint - Ideal for accessing hard to reach nuts and bolts
- Chrome Molybdenum (Cr-Mo) for high durability
- Meets & exceeds international DIN standard

SP24350

3/4"DR IMPACT ADAPTOR



SIZE	MODEL
1/2"	SP24355
1"	SP24356

- Adaptor allows for sockets from other drives to be used on non-corresponding ratchet handles
- Chrome Molybdenum (Cr-Mo) for high durability

1"DR INDIVIDUAL IMPACT SOCKETS

1"DR IMPACT SOCKETS METRIC



SIZE	MODEL	SIZE	MODEL	SIZE	MODEL
19mm	SP25719	38mm	SP25738	57mm	SP25757
20mm	SP25720	40mm	SP25740	58mm	SP25758
21mm	SP25721	41mm	SP25741	60mm	SP25760
22mm	SP25722	42mm	SP25742	63mm	SP25763
24mm	SP25724	43mm	SP25743	65mm	SP25765
25mm	SP25725	44mm	SP25744	70mm	SP25770
26mm	SP25726	45mm	SP25745	75mm	SP25775
27mm	SP25727	46mm	SP25746	80mm	SP25780
28mm	SP25728	47mm	SP25747	85mm	SP25785
29mm	SP25729	48mm	SP25748	90mm	SP25790
30mm	SP25730	50mm	SP25750	95mm	SP25795
32mm	SP25732	52mm	SP25752	100mm	SP25800
33mm	SP25733	53mm	SP25753	105mm	SP25805
34mm	SP25734	54mm	SP25754	110mm	SP25810
35mm	SP25735	55mm	SP25755	115mm	SP25815
36mm	SP25736	56mm	SP25756		

1"DR IMPACT SOCKETS SAE



SIZE	MODEL	SIZE	MODEL	SIZE	MODEL
11/16"	SP25858	1-3/4"	SP25875	2-13/16"	SP25892
3/4"	SP25859	1-13/16"	SP25876	2-7/8"	SP25893
13/16"	SP25860	1-7/8"	SP25877	2-15/16"	SP25894
7/8"	SP25861	1-15/16"	SP25878	3"	SP25895
5/16"	SP25862	2"	SP25879	3-1/8"	SP25897
1"	SP25863	2-1/16"	SP25880	3-1/4"	SP25899
1-1/16"	SP25864	2-1/8"	SP25881	3-3/8"	SP25901
1-1/8"	SP25865	2-3/16"	SP25882	3-1/2"	SP25903
1-3/16"	SP25866	2-1/4"	SP25883	3-5/8"	SP25905
1-1/4"	SP25867	2-5/16"	SP25884	3-3/4"	SP25907
1-5/16"	SP25868	2-3/8"	SP25885	3-7/8"	SP25909
1-3/8"	SP25869	2-7/16"	SP25886	4"	SP25911
1-7/16"	SP25870	2-1/2"	SP25887	4-1/8"	SP25913
1-1/2"	SP25871	2-9/16"	SP25888	4-1/4"	SP25915
1-9/16"	SP25872	2-5/8"	SP25889	4-1/2"	SP25916
1-5/8"	SP25873	2-11/16"	SP25890		
1-11/16"	SP25874	2-3/4"	SP25891		

1"DR IMPACT SOCKETS INHEX - METRIC



SIZE	MODEL
14mm	SP26214
17mm	SP26217
19mm	SP26219
22mm	SP26222
24mm	SP26224
27mm	SP26227
30mm	SP26230
32mm	SP26232

1"DR IMPACT SOCKETS INHEX - SAE



SIZE	MODEL
5/8"	SP26260
11/16"	SP26261
3/4"	SP26262
13/16"	SP26263
7/8"	SP26264
1"	SP26265

CONTINUED

1"DR INDIVIDUAL IMPACT SOCKETS

1"DR DEEP IMPACT SOCKETS METRIC



SIZE	MODEL	SIZE	MODEL	SIZE	MODEL
19mm	SP25919	36mm	SP25936	58mm	SP25958
20mm	SP25920	37mm	SP25937	60mm	SP25960
21mm	SP25921	38mm	SP25938	63mm	SP25963
22mm	SP25922	41mm	SP25941	65mm	SP25965
23mm	SP25923	42mm	SP25942	70mm	SP25970
24mm	SP25924	43mm	SP25943	75mm	SP25975
26mm	SP25926	44mm	SP25944	80mm	SP25980
27mm	SP25927	45mm	SP25945	85mm	SP25985
28mm	SP25928	46mm	SP25946	90mm	SP25990
29mm	SP25929	48mm	SP25948	95mm	SP25995
30mm	SP25930	50mm	SP25950	100mm	SP26000
32mm	SP25932	52mm	SP25952	105mm	SP26005
33mm	SP25933	54mm	SP25954	110mm	SP26010
34mm	SP25934	55mm	SP25955	115mm	SP26015
35mm	SP25935	57mm	SP25957		

1"DR DEEP IMPACT SOCKETS SAE



SIZE	MODEL	SIZE	MODEL	SIZE	MODEL
11/16"	SP26058	1-3/4"	SP26075	2-13/16"	SP26092
3/4"	SP26059	1-13/16"	SP26076	2-7/8"	SP26093
13/16"	SP26060	1-7/8"	SP26077	2-15/16"	SP26094
7/8"	SP26061	1-15/16"	SP26078	3"	SP26095
5/16"	SP26062	2"	SP26079	3-1/8"	SP26097
1"	SP26063	2-1/16"	SP26080	3-1/4"	SP26099
1-1/16"	SP26064	2-1/8"	SP26081	3-3/8"	SP26101
1-1/8"	SP26065	2-3/16"	SP26082	3-1/2"	SP26103
1-3/16"	SP26066	2-1/4"	SP26083	3-5/8"	SP26105
1-1/4"	SP26067	2-5/16"	SP26084	3-3/4"	SP26107
1-5/16"	SP26068	2-3/8"	SP26085	3-7/8"	SP26109
1-3/8"	SP26069	2-7/16"	SP26086	4"	SP26111
1-7/16"	SP26070	2-1/2"	SP26087	4-1/8"	SP26113
1-1/2"	SP26071	2-9/16"	SP26088	4-1/4"	SP26115
1-9/16"	SP26072	2-5/8"	SP26089	4-1/2"	SP26119
1-5/8"	SP26073	2-11/16"	SP26090		
1-11/16"	SP26074	2-3/4"	SP26091		

1"DR INDIVIDUAL IMPACT ACCESSORIES

1"DR IMPACT EXTENSION BARS INDIVIDUAL

- Extensions are extremely useful for reaching and accessing hard to reach nuts and bolts in engine bays
- High strength Chrome Molybdenum (Cr-Mo) for high durability
- Manufactured to DIN standards

LENGTH	MODEL
4"	SP25345
13"	SP25346
10"	SP25347
13"	SP25348



1"DR UNIVERSAL IMPACT JOINT



- Flexible Joint - Ideal for accessing hard to reach nuts and bolts
- Chrome Molybdenum (Cr-Mo) for high durability
- Meets & exceeds international DIN standard

SP25350

1"DR IMPACT ADAPTOR



SIZE	MODEL
3/4"	SP25355
1-1/2"	SP25357

- Adaptor allows for sockets from other drives to be used on non-corresponding ratchet handles
- Chrome Molybdenum (Cr-Mo) for high durability

1-1/2"DR INDIVIDUAL IMPACT SOCKETS

1-1/2"DR IMPACT SOCKETS METRIC



SIZE	MODEL	SIZE	MODEL	SIZE	MODEL
36mm	SP26536	62mm	SP26562	90mm	SP26590
38mm	SP26538	65mm	SP26565	95mm	SP26595
41mm	SP26541	68mm	SP26568	100mm	SP26600
46mm	SP26546	70mm	SP26570	105mm	SP26605
50mm	SP26550	73mm	SP26573	110mm	SP26610
54mm	SP26554	75mm	SP26575	115mm	SP26615
55mm	SP26555	78mm	SP26578	120mm	SP26620
58mm	SP26558	80mm	SP26580	125mm	SP26625
60mm	SP26560	85mm	SP26585		

1-1/2"DR IMPACT SOCKETS SAE



SIZE	MODEL	SIZE	MODEL	SIZE	MODEL
1-1/2"	SP26671	2-9/16"	SP26688	3-5/8"	SP26705
1-9/16"	SP26672	2-5/8"	SP26689	3-11/16"	SP26706
1-5/8"	SP26673	2-11/16"	SP26690	3-3/4"	SP26707
1-11/16"	SP26674	2-3/4"	SP26691	3-13/16"	SP26708
1-3/4"	SP26675	2-13/16"	SP26692	3-7/8"	SP26709
1-13/16"	SP26676	2-7/8"	SP26693	3-15/16"	SP26710
1-7/8"	SP26677	2-15/16"	SP26694	4"	SP26711
1-15/16"	SP26678	3"	SP26695	4-1/16"	SP26712
2"	SP26679	3-1/16"	SP26696	4-1/8"	SP26713
2-1/16"	SP26680	3-1/8"	SP26697	4-3/16"	SP26714
2-1/8"	SP26681	3-3/16"	SP26698	4-1/4"	SP26715
2-3/16"	SP26682	3-1/4"	SP26699	4-5/16"	SP26716
2-1/4"	SP26683	3-5/16"	SP26700	4-3/8"	SP26717
2-5/16"	SP26684	3-3/8"	SP26701	4-7/16"	SP26718
2-3/8"	SP26685	3-7/16"	SP26702	4-1/2"	SP26719
2-7/16"	SP26686	3-1/2"	SP26703	4-5/8"	SP26720
2-1/2"	SP26687	3-9/16"	SP26704	4-3/4"	SP26721

CONTINUED

1-1/2"DR INDIVIDUAL IMPACT SOCKETS

1-1/2"DR DEEP IMPACT SOCKETS METRIC



SIZE	MODEL	SIZE	MODEL	SIZE	MODEL
41mm	SP26741	65mm	SP26765	90mm	SP26790
46mm	SP26746	70mm	SP26770	95mm	SP26795
50mm	SP26750	73mm	SP26773	100mm	SP26800
54mm	SP26754	75mm	SP26775	105mm	SP26805
55mm	SP26755	76mm	SP26776	110mm	SP26810
57mm	SP26757	78mm	SP26778	115mm	SP26815
60mm	SP26760	80mm	SP26780	120mm	SP26820
62mm	SP26762	85mm	SP26785		

1-1/2"DR DEEP IMPACT SOCKETS SAE



SIZE	MODEL	SIZE	MODEL	SIZE	MODEL
1-5/8"	SP26873	2-11/16"	SP26890	3-3/4"	SP26907
1-11/16"	SP26874	2-3/4"	SP26891	3-13/16"	SP26908
1-3/4"	SP26875	2-13/16"	SP26892	3-7/8"	SP26909
1-13/16"	SP26876	2-7/8"	SP26893	3-15/16"	SP26910
1-7/8"	SP26877	2-15/16"	SP26894	4"	SP26911
1-15/16"	SP26878	3"	SP26895	4-1/16"	SP26912
2"	SP26879	3-1/16"	SP26896	4-1/8"	SP26913
2-1/16"	SP26880	3-1/8"	SP26897	4-3/16"	SP26914
2-1/8"	SP26881	3-3/16"	SP26898	4-1/4"	SP26915
2-3/16"	SP26882	3-1/4"	SP26899	4-5/16"	SP26916
2-1/4"	SP26883	3-5/16"	SP26900	4-3/8"	SP26917
2-5/16"	SP26884	3-3/8"	SP26901	4-7/16"	SP26918
2-3/8"	SP26885	3-7/16"	SP26902	4-1/2"	SP26919
2-7/16"	SP26886	3-1/2"	SP26903	4-5/8"	SP26921
2-1/2"	SP26887	3-9/16"	SP26904	4-3/4"	SP26923
2-9/16"	SP26888	3-5/8"	SP26905		
2-5/8"	SP26889	3-11/16"	SP26906		

1-1/2"DR INDIVIDUAL IMPACT ACCESSORIES

1-1/2"DR IMPACT EXTENSION BARS

INDIVIDUAL

- Extensions are extremely useful for reaching and accessing hard to reach nuts and bolts in engine bays
- High strength Chrome Molybdenum (Cr-Mo) for high durability
- Manufactured to DIN standards

LENGTH	MODEL
5"	SP26345
10"	SP26346



1-1/2"DR UNIVERSAL IMPACT JOINT



- Flexible Joint - Ideal for accessing hard to reach nuts and bolts
- Chrome Molybdenum (Cr-Mo) for high durability
- Meets & exceeds international DIN standard

SP26350

1-1/2"DR IMPACT ADAPTOR



SIZE	MODEL
1"	SP26355
2-1/2"	SP26356

- Adaptor allows for sockets from other drives to be used on non-corresponding ratchet handles
- Chrome Molybdenum (Cr-Mo) for high durability

2-1/2"DR INDIVIDUAL IMPACT SOCKETS

2-1/2"DR DEEP IMPACT SOCKETS METRIC



INDUSTRIAL JUMBO

SIZE	MODEL	SIZE	MODEL
76mm	SP27075	135mm	SP27135
76mm	SP27076	140mm	SP27140
80mm	SP27080	145mm	SP27145
85mm	SP27085	152mm	SP27150
90mm	SP27090	155mm	SP27155
95mm	SP27095	160mm	SP27160
100mm	SP27100	165mm	SP27165
105mm	SP27105	170mm	SP27170
110mm	SP27110	175mm	SP27175
115mm	SP27115	180mm	SP27180
120mm	SP27120	185mm	SP27185
127mm	SP27125	190mm	SP27190
130mm	SP27130	200mm	SP27200

2-1/2"DR DEEP IMPACT SOCKETS SAE



INDUSTRIAL JUMBO

SIZE	MODEL	SIZE	MODEL
3"	SP27295	5-3/8"	SP27333
3-1/8"	SP27297	5-1/2"	SP27335
3-1/4"	SP27299	5-5/8"	SP27337
3-3/8"	SP27301	5-3/4"	SP27339
3-1/2"	SP27303	5-7/8"	SP27341
3-5/8"	SP27305	6"	SP27343
3-3/4"	SP27307	6-1/8"	SP27345
3-7/8"	SP27309	6-1/4"	SP27347
4"	SP27311	6-3/8"	SP27349
4-1/8"	SP27313	6-1/2"	SP27351
4-1/4"	SP27315	6-5/8"	SP27353
4-3/8"	SP27317	6-3/4"	SP27355
4-1/2"	SP27319	6-7/8"	SP27357
4-5/8"	SP27321	7"	SP27359
4-3/4"	SP27323	7-1/2"	SP27367
4-7/8"	SP27325	7-5/8"	SP27369
5"	SP27327	7-7/8"	SP27373
5-1/8"	SP27329	8"	SP27375
5-1/4"	SP27331		



05

WRENCHES & SHIFTERS

ALL SP TOOLS WRENCHES ARE MANUFACTURED FROM HIGH GRADE CHROME VANADIUM STEEL AND EXCEED INTERNATIONAL DIN AND ANSI STANDARDS. DESIGNED TO WITHSTAND THE RIGOURS OF INDUSTRIAL AND TRADE USE.

DIN

ANSI

FLAT DRIVE TECHNOLOGY

FLAT DRIVE TECHNOLOGY MAXIMISES CONTACT ON THE FLAT SIDES OF THE BOLT OR NUT, NOT THE POINTS.



11pc Metric 15°
Geardrive Spanners
Model: SP10111




SUB-CATEGORIES:

COMBINATION RING OPEN END WRENCH SETS	115
GEAR DRIVE RING OPEN END WRENCH SETS	120
FLEX HEAD GEAR DRIVE ROE WRENCH SETS	124
SPEED DRIVE GEAR DRIVE ROE WRENCH SETS	126
DOUBLE GEAR DRIVE RING WRENCH SETS	128
BOX GEAR DRIVE DOUBLE RING WRENCH SETS	129
LOCKING FLEX HEAD GEAR DRIVE WRENCH SETS	130
DOUBLE BOX RING WRENCH SETS	131
DOUBLE RING WRENCH SETS	133
FLARE NUT WRENCH SETS	134
FLEX HEAD FLARE NUT WRENCH SETS	135
FLEX CROWFOOT NUT WRENCH SETS	136
E-TORX DOUBLE RING WRENCH SETS	136
INDIVIDUAL COMBINATION ROE WRENCHES	137
INDIVIDUAL GEAR DRIVE ROE WRENCHES	139
INDIVIDUAL FLEX HEAD GEAR DRIVE ROE WRENCHES	141
INDIVIDUAL SPEED DRIVE GEAR DRIVE ROE WRENCHES	142
INDIVIDUAL DOUBLE GEAR DRIVE RING WRENCHES	143
INDIVIDUAL BOX GEAR DRIVE DOUBLE RING WRENCHES	143
INDIVIDUAL LOCKING FLEX HEAD GEAR DRIVE WRENCHES	144
INDIVIDUAL DOUBLE BOX RING WRENCHES	144
INDIVIDUAL E-TORX DOUBLE RING WRENCHES	145
INDIVIDUAL DOUBLE RING WRENCHES	145
INDIVIDUAL FLARE NUT WRENCHES	146
INDIVIDUAL FLEX HEAD FLARE NUT WRENCHES	147
INDIVIDUAL FLEX CROWFOOT NUT WRENCHES	147
SHIFTERS (ADJUSTABLE WRENCHES)	148
CONSTRUCTION ADJUSTABLE WRENCHES	149
PODGER BARS	149
SLOGGING WRENCHES	149


SUPERIOR GRIP

QUAD DRIVE

SP Tools patented **QUAD DRIVE** open end offers 4 times the gripping power of a standard ROE wrench by wrapping around the fastener and maximising the contact on the flat sides of the fastener head, not the points.



STANDARD SPANNER



SP QUAD DRIVE

PATENTED

DUAL FLAT DRIVE RING END

SP Tools **RING END** wrenches feature dual flat drive ring ends, making them the perfect wrench for getting to and loosening those tricky, hard to reach, often worn fasteners by increasing the contact area with the nut or bolt head. More contact means greater applied torque.



MAXIMUM CONTACT
on the flat sides of the fastener head, not the points.



SP FLAT DRIVE WRENCH HEAD



REGULAR WRENCH HEAD

CONTACT AREA

GEAR DRIVE

SP Tools patented **GEAR DRIVE** wrenches are precisely machined with deeper gears for greater torque loading and reliability with 72 teeth that only require 5° of space per turn. The ratchet head allows the wrench to travel without having the need to remove the wrench from the fastener.



72 TEETH

5° TURN



SP GEAR DRIVE



REVERSIBLE



WRENCH SETS

COMBINATION RING OPEN END

- Small head profile designed for working in confined spaces
- Tough triple chrome, high polish finish
- Chrome Vanadium Steel (Cr-V) for high durability

15° OFFSET - STUBBY



SP10027

COMBINATION ROE QUAD DRIVE WRENCH SET STUBBY - METRIC - 11 PIECE

CONTENTS

- 8, 10, 11, 12, 13, 14, 15, 16, 17, 18 & 19mm



SP10077

COMBINATION ROE QUAD DRIVE WRENCH SET STUBBY - SAE - 8 PIECE

CONTENTS

- 5/16, 3/8, 7/16, 1/2, 9/16, 5/8, 11/16 & 3/4"



15° OFFSET - STANDARD



SP10011

COMBINATION ROE QUAD DRIVE WRENCH SET METRIC - 11 PIECE

CONTENTS

- 8, 10, 11, 12, 13, 14, 15, 16, 17, 19 & 22mm



SP10061

COMBINATION ROE QUAD DRIVE WRENCH SET SAE - 11 PIECE

CONTENTS

- 1/4, 5/16, 3/8, 7/16, 1/2, 9/16, 5/8, 11/16, 3/4, 13/16 & 7/8"



15° OFFSET - STANDARD CONTINUED

- DUAL FLAT DRIVE TECHNOLOGY - The dual flat ring end design allows for maximum contact between the tool and fastener. The extra contact means the applied torque can be increased and risk of damage to the fastener is decreased.
- Small head profile designed for working in confined spaces.

- Tough triple chrome, high polish finish.
- Chrome Vanadium Steel (Cr-V) for high durability.
- Meets & exceeds international ANSI & DIN standard.



SP10014

COMBINATION ROE QUAD DRIVE WRENCH SET METRIC - 14 PIECE

CONTENTS

- 6, 7, 8, 9, 10, 11, 12, 13, 14, 15, 16, 17, 18 & 19mm



SP10063

COMBINATION ROE QUAD DRIVE WRENCH SET SAE - 13 PIECE

CONTENTS

- 1/4, 5/16, 3/8, 7/16, 1/2, 9/16, 5/8, 11/16, 3/4, 13/16, 7/8, 15/16 & 1"



SP10017

COMBINATION ROE QUAD DRIVE WRENCH SET METRIC - 17 PIECE

CONTENTS

- 6, 7, 8, 9, 10, 11, 12, 13, 14, 15, 16, 17, 18, 19, 21, 22 & 24mm

CONTINUED **15° OFFSET - STANDARD**

888 SERIES - 15° OFFSET - STANDARD



T810009

COMBINATION ROE WRENCH SET 888 SERIES METRIC - 9 PIECE

CONTENTS

- 10, 11, 12, 13, 14, 15, 17, 18 & 19mm



T810057

COMBINATION ROE WRENCH SET 888 SERIES SAE - 7 PIECE

CONTENTS

- 3/8, 7/16, 1/2, 9/16, 5/8, 11/16 & 3/4"



T810016

COMBINATION ROE WRENCH SET 888 SERIES METRIC - 16 PIECE

CONTENTS

- 6, 7, 8, 9, 10, 11, 12, 13, 14, 15, 16, 17, 18, 19, 22 & 24mm



T810061

COMBINATION ROE WRENCH SET 888 SERIES SAE - 11 PIECE

CONTENTS

- 1/4, 5/16, 3/8, 7/16, 1/2, 9/16, 5/8, 11/16, 3/4, 13/16 & 7/8"

15° OFFSET - STANDARD - METRIC & SAE

SETS CONTAINING BOTH METRIC & SAE WRENCHES



SP10001

COMBINATION ROE QUAD DRIVE WRENCH SET METRIC & SAE - 18 PIECE

CONTENTS

- Metric: 8, 10, 11, 12, 13, 14, 15, 16, 17 & 19mm
- SAE: 3/8, 7/16, 1/2, 9/16, 5/8, 11/16, 3/4 & 7/8"



T810003

COMBINATION ROE WRENCH SET 888 SERIES METRIC & SAE - 24 PIECE

CONTENTS

- Metric: 6, 8, 10, 11, 12, 13, 14, 15, 16, 17, 18, 19 & 22mm
- SAE: 1/4, 5/16, 3/8, 7/16, 1/2, 9/16, 5/8, 11/16, 3/4, 13/16 & 7/8"

15° OFFSET - JUMBO



SP10019

COMBINATION ROE QUAD DRIVE WRENCH SET JUMBO - METRIC - 9 PIECE

CONTENTS

- 19, 21, 22, 24, 27, 30, 32, 34 & 36mm



SP10069

COMBINATION ROE QUAD DRIVE WRENCH SET JUMBO - SAE - 9 PIECE

CONTENTS

- 3/4, 13/16, 7/8, 15/16, 1, 1-1/8, 1-1/4, 1-3/8 & 1-1/2"

CONTINUED **15° OFFSET - JUMBO**

888 SERIES - 15° OFFSET - JUMBO



T810020

COMBINATION ROE WRENCH SET 888 SERIES JUMBO - METRIC - 10 PIECE

CONTENTS

• 24, 27, 30, 32, 36, 38, 42, 44, 46 & 50mm



T810070

COMBINATION ROE WRENCH SET 888 SERIES JUMBO - SAE - 10 PIECE

CONTENTS

• 15/16, 1, 1-1/16, 1-1/4, 1-7/16, 1-1/2, 1-11/16, 1-3/4, 1-13/16 & 2"



SP10020

COMBINATION ROE WRENCH SET JUMBO - METRIC - 3 PIECE

CONTENTS

• 41, 46 & 50mm (does not include pouch)



SP10070

COMBINATION ROE WRENCH SET JUMBO - SAE - 4 PIECE

CONTENTS

• 1-5/8, 1-3/4, 1-7/8 & 2" (does not include pouch)



WRENCH SETS

GEAR DRIVE ROE

SP Tools patented **GEAR DRIVE** wrenches are precisely machined with deeper gears for greater torque loading and reliability with 72 teeth that only require 5° of space per turn.

The ratchet head allows the wrench to travel without having the need to remove the wrench from the fastener.



0° OFFSET - STANDARD

- **FLAT DRIVE TECHNOLOGY** - The flat drive ring end design allows for maximum contact between the tool and fastener. The extra contact means the applied torque can be increased and risk of damage to the fastener is decreased.
- **Quad Drive** open end offers 4 times the gripping power of a standard ROE wrench by wrapping around the fastener and maximising the contact on the flat sides of the fastener head, not the points.

- Simply flip the wrench over to change rotation direction.
- Small head profile designed for working in confined spaces.
- Tough triple chrome, high polish finish.
- Chrome Vanadium Steel (Cr-V) for high durability.
- Meets & exceeds international ANSI & DIN standard.



SP10212

GEAR DRIVE ROE QUAD DRIVE WRENCH SET - 0° OFFSET METRIC - 12 PIECE

CONTENTS

- 8, 9, 10, 11, 12, 13, 14, 15, 16, 17, 18 & 19mm



SP10262

GEAR DRIVE ROE QUAD DRIVE WRENCH SET - 0° OFFSET SAE - 12 PIECE

CONTENTS

- 5/16, 3/8, 7/16, 1/2, 9/16, 5/8, 11/16, 3/4, 13/16, 7/8, 15/16 & 1"




Simply flip the wrench to change rotation direction

Simply flip the wrench to change rotation direction

QUAD DRIVE OPEN END

4 times the gripping power of a standard ring open end wrench by maximising the contact of the wrench to the fastener

PATENTED



15° OFFSET - STUBBY

- **FLAT DRIVE TECHNOLOGY** - The flat drive ring end design allows for maximum contact between the tool and fastener. The extra contact means the applied torque can be increased and risk of damage to the fastener is decreased.
- **Quad Drive** open end offers 4 times the gripping power of a standard ROE wrench by wrapping around the fastener and maximising the contact on the flat sides of the fastener head, not the points.

- 15° Offset allows users to work quickly and efficiently in tight spaces.
- Quick reverse switch eliminates the need to turn over the wrench to change ratchet direction.
- Small head profile designed for working in confined spaces.
- Tough triple chrome, high polish finish.
- Chrome Vanadium Steel (Cr-V) for high durability.
- Meets & exceeds international ANSI & DIN standard.



SP10131

GEAR DRIVE ROE QUAD DRIVE WRENCH SET - 15° OFFSET STUBBY - METRIC - 11 PIECE

CONTENTS

- 8, 10, 11, 12, 13, 14, 15, 16, 17, 18 & 19mm

REVERSIBLE

SP10188

GEAR DRIVE ROE QUAD DRIVE WRENCH SET - 15° OFFSET STUBBY - SAE - 8 PIECE

CONTENTS

- 5/16, 3/8, 7/16, 1/2, 9/16, 5/8, 11/16 & 3/4"

REVERSIBLE

15° OFFSET - STANDARD



SP10109

GEAR DRIVE ROE QUAD DRIVE WRENCH SET - 15° OFFSET METRIC - 9 PIECE

CONTENTS

- 8, 10, 12, 13, 14, 15, 17, 18 & 19mm

REVERSIBLE

SP10158

GEAR DRIVE ROE QUAD DRIVE WRENCH SET - 15° OFFSET SAE - 8 PIECE

CONTENTS

- 5/16, 3/8, 7/16, 1/2, 9/16, 5/8, 11/16 & 3/4"

REVERSIBLE

15° OFFSET - STANDARD CONTINUED

- **FLAT DRIVE TECHNOLOGY** - The flat drive ring end design allows for maximum contact between the tool and fastener. The extra contact means the applied torque can be increased and risk of damage to the fastener is decreased.
- **Quad Drive** open end offers 4 times the gripping power of a standard ROE wrench by wrapping around the fastener and maximising the contact on the flat sides of the fastener head, not the points.

- 15° Offset allows users to work quickly and efficiently in tight spaces.
- Quick reverse switch eliminates the need to turn over the wrench to change ratchet direction.
- Small head profile designed for working in confined spaces.
- Tough triple chrome, high polish finish.
- Chrome Vanadium Steel (Cr-V) for high durability.
- Meets & exceeds international ANSI & DIN standard.



SP10111

GEAR DRIVE ROE QUAD DRIVE WRENCH SET - 15° OFFSET METRIC - 11 PIECE

CONTENTS

- 8, 10, 11, 12, 13, 14, 15, 16, 17, 18 & 19mm

REVERSIBLE

888 SERIES - 15° OFFSET - STANDARD

- **FLAT DRIVE TECHNOLOGY** - The flat drive ring end design allows for maximum contact between the tool and fastener. The extra contact means the applied torque can be increased and risk of damage to the fastener is decreased.
- 15° Offset allows users to work quickly and efficiently in tight spaces.

- Quick reverse switch eliminates the need to turn over the wrench to change ratchet direction.
- Small head profile designed for working in confined spaces.
- Tough triple chrome, high polish finish.
- Chrome Vanadium Steel (Cr-V) for high durability.
- Meets & exceeds international ANSI & DIN standard.



T810109

GEAR DRIVE ROE WRENCH SET 888 SERIES - 15° OFFSET METRIC - 9 PIECE

CONTENTS

- 10, 11, 12, 13, 14, 15, 17, 18 & 19mm

REVERSIBLE



T810157

GEAR DRIVE ROE WRENCH SET 888 SERIES - 15° OFFSET SAE - 7 PIECE

CONTENTS

- 3/8, 7/16, 1/2, 9/16, 5/8, 11/16 & 3/4"

REVERSIBLE

15° OFFSET - JUMBO

- **FLAT DRIVE TECHNOLOGY** - The flat drive ring end design allows for maximum contact between the tool and fastener. The extra contact means the applied torque can be increased and risk of damage to the fastener is decreased.
- **Quad Drive open end** offers 4 times the gripping power of a standard ROE wrench by wrapping around the fastener and maximising the contact on the flat sides of the fastener head, not the points.

- 15° Offset allows users to work quickly and efficiently in tight spaces.
- Quick reverse switch eliminates the need to turn over the wrench to change ratchet direction.
- Small head profile designed for working in confined spaces.
- Tough triple chrome, high polish finish.
- Chrome Vanadium Steel (Cr-V) for high durability.
- Meets & exceeds international ANSI & DIN standard.



SP10118

GEAR DRIVE ROE QUAD DRIVE WRENCH SET - 15° OFFSET JUMBO - METRIC - 8 PIECE

CONTENTS

• 20, 21, 22, 24, 26, 27, 30 & 32mm

REVERSIBLE



SP10167

GEAR DRIVE ROE QUAD DRIVE WRENCH SET - 15° OFFSET JUMBO - SAE - 7 PIECE

CONTENTS

• 13/16, 7/8, 15/16, 1, 1-1/16, 1-1/8 & 1-1/4"

REVERSIBLE



> WRENCH SETS

FLEX HEAD GEAR DRIVE ROE

SP Tools patented **FLEX HEAD GEAR DRIVE** wrenches allow for more than 180 degrees bend, allowing you to loosen or tighten nuts & bolts in hard to reach, confined areas.

Precisely machined with deeper gears for greater torque loading and reliability with 72 teeth that only require 5° of space per turn.

The ratchet head allows the wrench to travel without having the need to remove the wrench from the fastener.



FLEX HEAD - STUBBY

- **FLAT DRIVE TECHNOLOGY** - The flat drive ring end design allows for maximum contact between the tool and fastener. The extra contact means the applied torque can be increased and risk of damage to the fastener is decreased.
- **Quad Drive open end** offers 4 times the gripping power of a standard ROE wrench by wrapping around the fastener and maximising the contact on the flat sides of the fastener head, not the points.

- Simply flip the wrench over to change rotation direction.
- Small head profile designed for working in confined spaces.
- Tough triple chrome, high polish finish.
- Chrome Vanadium Steel (Cr-V) for high durability.
- Meets & exceeds international ANSI & DIN standard.



SP10334

FLEX HEAD GEAR DRIVE ROE QUAD DRIVE WRENCH SET STUBBY - METRIC - 14 PIECE

CONTENTS

- 6, 7, 8, 9, 10, 11, 12, 13, 14, 15, 16, 17, 18 & 19mm

Simply flip the wrench to change rotation direction

SP10389

FLEX HEAD GEAR DRIVE ROE QUAD DRIVE WRENCH SET STUBBY - SAE - 9 PIECE

CONTENTS

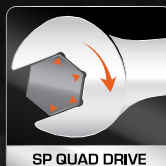

- 1/4, 5/16, 3/8, 7/16, 1/2, 9/16, 5/8, 11/16 & 3/4"

Simply flip the wrench to change rotation direction

QUAD DRIVE OPEN END

4 times the gripping power of a standard ring open end wrench by maximising the contact of the wrench to the fastener

PATENTED



FLEX HEAD - STANDARD



SP10311

FLEX HEAD GEAR DRIVE ROE QUAD DRIVE WRENCH SET STANDARD - METRIC - 11 PIECE

CONTENTS

- 8, 10, 11, 12, 13, 14, 15, 16, 17, 18 & 19mm

Simply flip the wrench to change rotation direction



SP10358

FLEX HEAD GEAR DRIVE ROE QUAD DRIVE WRENCH SET STANDARD - SAE - 8 PIECE

CONTENTS

- 5/16, 3/8, 7/16, 1/2, 9/16, 5/8, 11/16 & 3/4"

Simply flip the wrench to change rotation direction

FLEX HEAD - JUMBO



SP10318

FLEX HEAD GEAR DRIVE ROE QUAD DRIVE WRENCH SET JUMBO - METRIC - 8 PIECE

CONTENTS

- 20, 21, 22, 24, 26, 27, 30 & 32mm

Simply flip the wrench to change rotation direction



SP10367

FLEX HEAD GEAR DRIVE ROE QUAD DRIVE WRENCH SET JUMBO - SAE - 7 PIECE

CONTENTS

- 13/16, 7/8, 15/16, 1, 1-1/16, 1-1/8 & 1-1/4"

Simply flip the wrench to change rotation direction

WRENCH SETS

SPEED DRIVE GEAR DRIVE ROE

SP **SPEED DRIVE** allows the open end to quickly ratchet fasteners without removing the wrench from the fastener. This design results in much faster bolt and nut removal where only an open end wrench can be used.

SP Tools patented **GEAR DRIVE** wrenches are precisely machined with deeper gears for greater torque loading and reliability with 72 teeth that only require 5° of space per turn.

The ratchet head allows the wrench to travel without having the need to remove the wrench from the fastener.



SPEED DRIVE - 0° OFFSET

• **FLAT DRIVE TECHNOLOGY** - The flat drive ring end design allows for maximum contact between the tool and fastener. The extra contact means the applied torque can be increased and risk of damage to the fastener is decreased.

- Simply flip the wrench over to change rotation direction.
- Small head profile designed for working in confined spaces.
- Tough triple chrome, high polish finish.
- Chrome Vanadium Steel (Cr-V) for high durability.
- Meets & exceeds international ANSI & DIN standard.



SP10222

SPEED DRIVE ROE GEAR DRIVE WRENCH SET - 0° OFFSET METRIC - 12 PIECE

CONTENTS

- 8, 9, 10, 11, 12, 13, 14, 15, 16, 17, 18 & 19mm



Simply flip the wrench to change rotation direction



SP10272

SPEED DRIVE ROE GEAR DRIVE WRENCH SET - 0° OFFSET SAE - 8 PIECE

CONTENTS

- 5/16, 3/8, 7/16, 1/2, 9/16, 5/8, 11/16 & 3/4"




Simply flip the wrench to change rotation direction

GEAR DRIVE RING END

SP Tools patented **GEAR DRIVE** wrenches are precisely machined with deeper gears for greater torque loading and reliability with 72 teeth that only require 5° of space per turn.

Simply flip the wrench to change rotation direction



SPEED DRIVE - 15° OFFSET

- **FLAT DRIVE TECHNOLOGY** - The flat drive ring end design allows for maximum contact between the tool and fastener. The extra contact means the applied torque can be increased and risk of damage to the fastener is decreased.
- **SPEED DRIVE** allows the open end to quickly ratchet fasteners without removing the wrench from the fastener. This design results in much faster bolt and nut removal where only an open end wrench can be used.

- 15° Offset allows users to work quickly and efficiently in tight spaces.
- Quick reverse switch eliminates the need to turn over the wrench to change ratchet direction.
- Small head profile designed for working in confined spaces.
- Tough triple chrome, high polish finish.
- Chrome Vanadium Steel (Cr-V) for high durability.
- Meets & exceeds international ANSI & DIN standard.



SP10139

SPEED DRIVE ROE GEAR DRIVE WRENCH SET - 15° OFFSET METRIC - 12 PIECE

CONTENTS

- 8, 9, 10, 11, 12, 13, 14, 15, 16, 17, 18 & 19mm

REVERSIBLE



SP10169

SPEED DRIVE ROE GEAR DRIVE WRENCH SET - 15° OFFSET SAE - 8 PIECE

CONTENTS

- 5/16, 3/8, 7/16, 1/2, 9/16, 5/8, 11/16 & 3/4"

REVERSIBLE

GEAR DRIVE RING END

SP Tools patented GEAR DRIVE wrenches are precisely machined with deeper gears for greater torque loading and reliability with 72 teeth that only require 5° of space per turn.

Quick reverse switch to change rotation direction



> WRENCH SETS

DOUBLE GEAR DRIVE RING

SP Tools patented **GEAR DRIVE** wrenches are precisely machined with deeper gears for greater torque loading and reliability with 72 teeth that only require 5° of space per turn.

The ratchet head allows the wrench to travel without having the need to remove the wrench from the fastener.



15° OFFSET - STANDARD

- Dual reversible GEAR DRIVE ends
- **FLAT DRIVE TECHNOLOGY** - The flat drive ring end design allows for maximum contact between the tool and fastener. The extra contact means the applied torque can be increased and risk of damage to the fastener is decreased.

- Small head profile designed for working in confined spaces.
- Tough triple chrome, high polish finish.
- Chrome Vanadium Steel (Cr-V) for high durability.
- Meets & exceeds international ANSI & DIN standard.



SP10406

DOUBLE GEAR DRIVE RING WRENCH SET - 15° OFFSET METRIC - 6 PIECE

CONTENTS

- 8 x 9, 10 x 11, 12 x 13, 14 x 15, 16 x 18 & 17 x 19mm

REVERSIBLE



SP10454

DOUBLE GEAR DRIVE RING WRENCH SET - 15° OFFSET SAE - 4 PIECE

CONTENTS

- 5/16 x 3/8, 7/16 x 1/2, 9/16 x 5/8 & 11/16 x 3/4"

REVERSIBLE

WRENCH SETS

BOX GEAR DRIVE DOUBLE RING

SP **BOX RING** end Wrenches feature a deeper flat drive ring making them the perfect wrench for getting to and loosening those tricky, hard to reach, often worn fasteners by increasing the contact area with the nut or bolt head. More contact means greater applied torque .



FLAT DRIVE BOX RING END

SP Box Ring wrenches wrap around and make more contact around fasteners and can often reach where other wrenches can't.



REGULAR BOX END

Regular box end wrenches only grip onto a small percentage of the nut or bolt, often leading to rounded and damaged fastener heads.



MAXIMUM CONTACT
on the flat sides of the fastener head, not the points.



BOX GEAR DRIVE - 0° OFFSET

- **DUAL FLAT DRIVE TECHNOLOGY** - The dual flat ring end design allows for maximum contact between the tool and fastener. The extra contact means the applied torque can be increased and risk of damage to the fastener is decreased.
- Small head profile designed for working in confined spaces

- Tough triple chrome, high polish finish.
- Chrome Vanadium Steel (Cr-V) for high durability.
- Meets & exceeds international ANSI & DIN standard.



SP10412

BOX GEAR DRIVE DOUBLE RING WRENCH SET - 0° OFFSET EXTRA LONG - METRIC - 12 PIECE

CONTENTS

- 8, 9, 10, 11, 12, 13, 14, 15, 16, 17, 18 & 19mm

Simply flip the wrench to change rotation direction



SP10468

BOX GEAR DRIVE DOUBLE RING WRENCH SET - 0° OFFSET EXTRA LONG - SAE - 8 PIECE

CONTENTS

- 5/16, 3/8, 7/16, 1/2, 9/16, 5/8, 11/16 & 3/4"


Simply flip the wrench to change rotation direction



GEAR DRIVE RING END

SP Tools patented GEAR DRIVE wrenches are precisely machined with deeper gears for greater torque loading and reliability with 72 teeth that only require 5° of space per turn.

Simply flip the wrench to change rotation direction



WRENCH SETS

LOCKING FLEX HEAD GEAR DRIVE

SP **LOCKING FLEX HEAD GEAR DRIVE** wrenches allow for more than 180 degrees bend with 13 secure locking positions, allowing you to loosen or tighten fasteners in hard to reach, confined areas. Precisely machined with deeper gears for greater torque loading and reliability with 72 teeth that only require 5° of space per turn.



MAXIMUM CONTACT
on the flat sides of the
fastener head, not the
points.



LOCKING FLEX HEAD GEAR DRIVE BOX DOUBLE RING

- **DUAL FLAT DRIVE TECHNOLOGY** - The dual flat ring end design allows for maximum contact between the tool and fastener. The extra contact means the applied torque can be increased and risk of damage to the fastener is decreased.
- SP Box Ring wrenches wrap around and make more contact around fasteners and can often reach where other wrenches can't.

- Simply flip the wrench over to change ratchet rotation direction.
- Small head profile designed for working in confined spaces.
- Tough triple chrome, high polish finish.
- Chrome Vanadium Steel (Cr-V) for high durability.
- Meets & exceeds international ANSI & DIN standard.



SP10628

LOCKING FLEX HEAD GEAR DRIVE BOX DOUBLE RING WRENCH SET METRIC - 8 PIECE

CONTENTS

- 8, 10, 12, 13, 14, 15, 17 & 19mm

Simply flip the wrench to change rotation direction



SP10676

LOCKING FLEX HEAD GEAR DRIVE BOX DOUBLE RING WRENCH SET SAE - 6 PIECE

CONTENTS

- 5/16, 3/8, 1/2, 9/16, 11/16 & 3/4"

Simply flip the wrench to change rotation direction



FLAT DRIVE BOX RING END

SP BOX RING end Wrenches feature a deeper flat drive ring making them the perfect wrench for getting to and loosening those tricky, hard to reach, often worn fasteners by increasing the contact area with the nut or bolt head. More contact means greater applied torque.



FLAT DRIVE BOX RING END

SP Box Ring wrenches wrap around and make more contact around fasteners and can often reach where other wrenches can't.



> WRENCH SETS

DOUBLE BOX RING

SP **BOX RING** end Wrenches feature deeper flat drive ring ends, making them the perfect wrench for getting to and loosening those tricky, hard to reach, often worn fasteners by increasing the contact area with the nut or bolt head. More contact means greater applied torque.



FLAT DRIVE BOX RING END



REGULAR BOX END

SP Box Ring wrenches wrap around and make more contact around fasteners and can often reach where other wrenches can't.

Regular box end wrenches only grip onto a small percentage of the nut or bolt, often leading to rounded and damaged fastener heads.



MAXIMUM CONTACT

on the flat sides of the fastener head, not the points.

DOUBLE BOX RING - 0° OFFSET

- **DUAL FLAT DRIVE TECHNOLOGY** - The dual flat ring end design allows for maximum contact between the tool and fastener. The extra contact means the applied torque can be increased and risk of damage to the fastener is decreased.

- SP Box Ring wrenches wrap around and make more contact around fasteners and can often reach where other wrenches can't.
- Small head profile designed for working in confined spaces.
- Tough triple chrome, high polish finish.
- Chrome Vanadium Steel (Cr-V) for high durability.
- Meets & exceeds international ANSI & DIN standard.



SP10036

DOUBLE BOX RING WRENCH SET EXTRA LONG - 0° OFFSET METRIC - 6 PIECE

CONTENTS

- 8 x 10, 12 x 14, 13 x 15, 16 x 18, 17 x 19, 22 x 24mm

SP10084


DOUBLE BOX RING WRENCH SET EXTRA LONG - 0° OFFSET SAE - 4 PIECE

CONTENTS

- 3/8 x 5/16", 1/2 x 7/16", 5/8 x 9/16" & 3/4 x 11/16"

FLAT DRIVE TECHNOLOGY

Perfectly flat wrench head surfaces allow for maximum contact between the wrench and the bolt or nut, maximising grip and enhancing applied torque.



SP FLAT DRIVE
WRENCH HEAD

REGULAR

DOUBLE BOX RING - 15° OFFSET

- DUAL FLAT DRIVE TECHNOLOGY - The dual flat ring end design allows for maximum contact between the tool and fastener. The extra contact means the applied torque can be increased and risk of damage to the fastener is decreased.

- SP Box Ring wrenches wrap around and make more contact around fasteners and can often reach where other wrenches can't.
- Small head profile designed for working in confined spaces.
- Tough triple chrome, high polish finish.
- Chrome Vanadium Steel (Cr-V) for high durability.
- Meets & exceeds international ANSI & DIN standard.



SP10236

DOUBLE BOX RING WRENCH SET EXTRA LONG - 15° OFFSET METRIC - 6 PIECE

CONTENTS

- 8 x 10, 12 x 14, 13 x 15, 16 x 18, 17 x 19 & 22 x 24mm



SP10284

DOUBLE BOX RING WRENCH SET EXTRA LONG - 15° OFFSET SAE - 4 PIECE

CONTENTS

- 3/8 x 5/16", 1/2 x 7/16", 5/8 x 9/16" & 3/4 x 1 1/16"




FLAT DRIVE BOX RING END

SP BOX RING end Wrenches feature a deeper flat drive ring making them the perfect wrench for getting to and loosening those tricky, hard to reach, often worn fasteners by increasing the contact area with the nut or bolt head. More contact means greater applied torque.



FLAT DRIVE BOX RING END

SP Box Ring wrenches wrap around and make more contact around fasteners and can often reach where other wrenches can't.



> WRENCH SETS

DOUBLE RING

SP **DOUBLE RING** end wrenches feature flat drive ring ends, making them the perfect wrench for getting to and loosening those tricky, hard to reach, often worn fasteners by increasing the contact area with the nut or bolt head. Greater offsets allows users to work quickly and efficiently in tight spaces.



SP FLAT DRIVE



REGULAR

CONTACT AREA



DOUBLE RING - 40° OFFSET



MAXIMUM CONTACT
on the flat sides of the
fastener head, not the
points.



SP10136

DOUBLE RING WRENCH SET LONG - 40° OFFSET METRIC - 6 PIECE

• 8 x 9, 10 x 11, 12 x 13, 14 x 15, 16 x 17 & 18 x 19mm



SP10185

DOUBLE RING WRENCH SET LONG - 40° OFFSET SAE - 5 PIECE

• 5/16 x 3/8", 7/16 x 1/2", 9/16 x 5/8", 11/16 x 3/4" & 7/8 x 15/16"

DOUBLE RING - 75° OFFSET



SP10429

DOUBLE RING WRENCH SET LONG - 75° OFFSET METRIC - 9 PIECE

• 8 x 9, 10 x 11, 12 x 13, 14 x 15, 16 x 17, 18 x 19, 20 x 22,
21 x 23 & 24 x 26mm

WRENCH SETS

FLARE NUT

SP Tools **FLARE NUT** wrenches are ideal for use on soft fittings in aluminium, copper and brass on fuel, brake, air conditioning and diesel lines and diesel injectors.

The wrenches feature oversized gripping surfaces that wrap around and grip multiple sides of fastener heads allowing for as much contact to the nut or bolt as possible, minimising the risk of rounding or stripping the fastener head.



DOUBLE FLARE NUT

- Oversized wrench surfaces grip multiple sides to reduce rounding
- Ideal for use on soft fittings in aluminium, copper and brass on fuel, brake, air conditioning, diesel lines and diesel injectors

- Chrome Vanadium Steel (Cr-V) for high strength & durability
- Tough triple chrome finish
- Meets & exceeds international ANSI & DIN standard



SP10044

FLARE NUT WRENCH SET METRIC - 4 PIECE

CONTENTS

- 10 x 11, 12 x 13, 14 x 17 & 19 x 22mm



SP10094

FLARE NUT WRENCH SET SAE - 4 PIECE

CONTENTS

- 3/8 x 7/16", 1/2 x 9/16", 5/8 x 11/16" & 3/4 x 7/8"



> WRENCH SETS

FLEX HEAD FLARE NUT

SP Tools **FLEX HEAD FLARE NUT** wrenches allow for more than 180 degrees bend, allowing you to loosen or tighten nuts & bolts in hard to reach, confined areas.


SP Tools **FLARE NUT** wrenches are ideal for use on soft fittings in aluminium, copper and brass on fuel, brake, air conditioning and diesel lines and diesel injectors.



MAXIMUM GRIP



180°
FLEX HEAD



IDEAL FOR SOFT METAL FITTINGS



DOUBLE FLEX HEAD FLARE NUT

- The wrenches feature oversized gripping surfaces that wrap around and grip multiple sides of fastener heads allowing for as much contact to the nut or bolt as possible, minimising the risk of rounding or stripping the fastener head.

- Chrome Vanadium Steel (Cr-V) for high strength & durability
- Tough triple chrome finish
- Meets & exceeds international ANSI & DIN standard



SP10144

FLEX HEAD FLARE NUT WRENCH SET METRIC - 4 PIECE

CONTENTS

- 10 x 11, 12 x 13, 14 x 17 & 19 x 22mm



SP10194

FLEX HEAD FLARE NUT WRENCH SET SAE - 4 PIECE

CONTENTS

- 3/8 x 7/16", 1/2 x 9/16", 5/8 x 11/16" & 3/4 x 7/8"



> WRENCH SETS

FLEX CROWFOOT NUT

- Designed to provide access to the hard to reach fasteners
- Oversized wrench surfaces grip multiple sides to reduce rounding
- Ideal for use on soft fittings in aluminium, copper and brass
- Flat drive technology to maximise contact on fasteners



SP20574

3/8"DR FLEX CROWFOOT NUT SOCKET RAIL SET METRIC - 10 PIECE

CONTENTS

- 10, 11, 12, 13, 14, 15, 16, 17, 18 & 19mm
- 1 x Socket Rail



SP20594

3/8"DR FLEX CROWFOOT NUT SOCKET RAIL SET SAE - 7 PIECE

CONTENTS

- 3/8", 7/16", 1/2", 9/16", 5/8", 11/16" & 3/4"
- 1 x Socket Rail



> WRENCH SETS

E-TORX DOUBLE RING

- Ideal for applications where specialised E-Torx sockets & wrenches are required
- Twin knurling on sockets allows for improved grip, especially useful in oily conditions
- Tough triple chrome, high polish finishes provide for an easy clean-up
- Chrome Vanadium Steel (Cr-V) for high durability



SP20210

3/8"DR SOCKET & WRENCH SET E-TORX

16 PIECE

CONTENTS

3/8"DR E-TORX SOCKETS - 12 PIECE

- E4, E5, E6, E7, E8, E10, E11, E12, E14, E16, E18, E20

3/8"DR E-TORX WRENCHES - 4 PIECE

- E6xE8, E10xE12, E14xE16, E18xE20



> WRENCHES INDIVIDUAL

FULL RANGE OF INDIVIDUAL WRENCHES AVAILABLE

COMBINATION ROE - STANDARD & JUMBO - 15° OFFSET

QUAD DRIVE OPEN END


SP Tools patented **QUAD DRIVE** open end offers 4 times the gripping power of a standard ROE wrench by wrapping around the fastener and maximising the contact on the flat sides of the fastener head, not the points.



PATENTED

DUAL FLAT DRIVE RING END

SP Tools **RING END** wrenches feature dual flat drive ring ends, making them the perfect wrench for getting to and loosening those tricky, hard to reach, often worn fasteners by increasing the contact area with the nut or bolt head.



COMBINATION ROE QUAD DRIVE WRENCHES - 15° OFFSET STANDARD & JUMBO - METRIC

SIZE	MODEL	SIZE	MODEL	SIZE	MODEL
6mm	SP11006	16mm	SP11016	26mm	SP11026
7mm	SP11007	17mm	SP11017	27mm	SP11027
8mm	SP11008	18mm	SP11018	30mm	SP11030
9mm	SP11009	19mm	SP11019	32mm	SP11032
10mm	SP11010	20mm	SP11020	34mm	SP11034
11mm	SP11011	21mm	SP11021	36mm	SP11036
12mm	SP11012	22mm	SP11022	38mm	SP11038
13mm	SP11013	23mm	SP11023	41mm	SP11041
14mm	SP11014	24mm	SP11024	46mm	SP11046
15mm	SP11015	25mm	SP11025	50mm	SP11050



COMBINATION ROE QUAD DRIVE WRENCHES - 15° OFFSET STANDARD & JUMBO - SAE


SIZE	MODEL	SIZE	MODEL	SIZE	MODEL
1/4"	SP12051	3/16"	SP12060	1-7/16"	SP12069
5/16"	SP12052	7/8"	SP12061	1-1/2"	SP12070
3/8"	SP12053	15/16"	SP12062	1-5/8"	SP12072
7/16"	SP12054	1"	SP12063	1-11/16"	SP12073
1/2"	SP12055	1-1/16"	SP12064	1-3/4"	SP12074
9/16"	SP12056	1-1/8"	SP12065	1-13/16"	SP12075
5/8"	SP12057	1-1/4"	SP12066	1-7/8"	SP12076
11/16"	SP12058	1-5/16"	SP12067	2"	SP12078
3/4"	SP12059	1-3/8"	SP12068		

888 SERIES COMBINATION ROE - STANDARD & JUMBO



COMBINATION ROE WRENCHES - 888 SERIES- STANDARD & JUMBO METRIC

SIZE	MODEL	SIZE	MODEL	SIZE	MODEL
6mm	T811006	15mm	T811015	27mm	T811027
7mm	T811007	16mm	T811016	30mm	T811030
8mm	T811008	17mm	T811017	32mm	T811032
9mm	T811009	18mm	T811018	36mm	T811036
10mm	T811010	19mm	T811019	38mm	T811038
11mm	T811011	20mm	T811020	42mm	T811042
12mm	T811012	21mm	T811021	44mm	T811044
13mm	T811013	22mm	T811022	46mm	T811046
14mm	T811014	24mm	T811024	50mm	T811050



COMBINATION ROE WRENCHES - 888 SERIES- STANDARD & JUMBO SAE

SIZE	MODEL	SIZE	MODEL	SIZE	MODEL
1/4"	T812051	11/16"	T812058	1-1/4"	T812066
5/16"	T812052	3/4"	T812059	1-7/16"	T812069
3/8"	T812053	3/16"	T812060	1-11/16"	T812073
7/16"	T812054	7/8"	T812061	1-3/4"	T812074
1/2"	T812055	15/16"	T812062	1-13/16"	T812075
9/16"	T812056	1"	T812063	2"	T812078
5/8"	T812057	1-1/16"	T812064		

COMBINATION ROE - STUBBY - 15° OFFSET

QUAD DRIVE OPEN END


SP Tools patented **QUAD DRIVE** open end offers 4 times the gripping power of a standard ROE wrench by wrapping around the fastener and maximising the contact on the flat sides of the fastener head, not the points.



PATENTED

DUAL FLAT DRIVE RING END

SP Tools **RING END** wrenches feature dual flat drive ring ends, making them the perfect wrench for getting to and loosening those tricky, hard to reach, often worn fasteners by increasing the contact area with the nut or bolt head.



COMBINATION ROE QUAD DRIVE WRENCHES - STUBBY - METRIC

SIZE	MODEL	SIZE	MODEL	SIZE	MODEL
8mm	SP13008	15mm	SP13015	21mm	SP13021
10mm	SP13010	16mm	SP13016	22mm	SP13022
11mm	SP13011	17mm	SP13017	23mm	SP13023
12mm	SP13012	18mm	SP13018	24mm	SP13024
13mm	SP13013	19mm	SP13019	25mm	SP13025
14mm	SP13014	20mm	SP13020	26mm	SP13026



COMBINATION ROE QUAD DRIVE WRENCHES - STUBBY - SAE

SIZE	MODEL	SIZE	MODEL	SIZE	MODEL
5/16"	SP13051	9/16"	SP13056	3/16"	SP13060
3/8"	SP13053	5/8"	SP13057	7/8"	SP13061
7/16"	SP13054	11/16"	SP13058	15/16"	SP13062
1/2"	SP13055	3/4"	SP13059	1"	SP13063

GEAR DRIVE ROE QUAD DRIVE - 0° OFFSET


QUAD DRIVE OPEN END

SP Tools patented **QUAD DRIVE** open end offers 4 times the gripping power of a standard ROE wrench by wrapping around the fastener and maximising the contact on the flat sides of the fastener head, not the points.



GEAR DRIVE RING END

SP Tools patented **GEAR DRIVE** wrenches are precisely machined with deeper gears for greater torque loading and reliability with 72 teeth that only require 5° of space per turn.



Simply flip the wrench to change rotation direction



GEAR DRIVE ROE QUAD DRIVE WRENCHES - 0° OFFSET METRIC

SIZE	MODEL	SIZE	MODEL	SIZE	MODEL
6mm	SP17106	14mm	SP17114	22mm	SP17122
7mm	SP17107	15mm	SP17115	23mm	SP17123
8mm	SP17108	16mm	SP17116	24mm	SP17124
9mm	SP17109	17mm	SP17117	25mm	SP17125
10mm	SP17110	18mm	SP17118	27mm	SP17127
11mm	SP17111	19mm	SP17119	30mm	SP17130
12mm	SP17112	20mm	SP17120	32mm	SP17132
13mm	SP17113	21mm	SP17121		

GEAR DRIVE ROE QUAD DRIVE WRENCHES - 0° OFFSET SAE

SIZE	MODEL	SIZE	MODEL	SIZE	MODEL
1/4"	SP17151	5/8"	SP17157	1"	SP17163
5/16"	SP17152	11/16"	SP17158	1-1/16"	SP17164
3/8"	SP17153	3/4"	SP17159	1-1/8"	SP17165
7/16"	SP17154	3/16"	SP17160	1-1/4"	SP17167
1/2"	SP17155	7/8"	SP17161		
9/16"	SP17156	15/16"	SP17162		

GEAR DRIVE ROE QUAD DRIVE - 15° OFFSET - STUBBY



REVERSIBLE

GEAR DRIVE ROE QUAD DRIVE WRENCHES 15° OFFSET - STUBBY METRIC

SIZE	MODEL	SIZE	MODEL	SIZE	MODEL
8mm	SP17208	13mm	SP17213	17mm	SP17217
10mm	SP17210	14mm	SP17214	18mm	SP17218
11mm	SP17211	15mm	SP17215	19mm	SP17219
12mm	SP17212	16mm	SP17216		



REVERSIBLE

GEAR DRIVE ROE QUAD DRIVE WRENCHES 15° OFFSET - STUBBY SAE

SIZE	MODEL	SIZE	MODEL	SIZE	MODEL
5/16"	SP17252	1/2"	SP17255	11/16"	SP17258
3/8"	SP17253	9/16"	SP17256	3/4"	SP17259
7/16"	SP17254	5/8"	SP17257		

GEAR DRIVE ROE QUAD DRIVE - 15° OFFSET - STANDARD & JUMBO

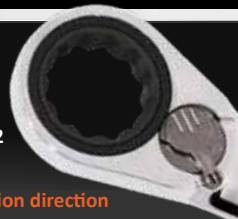
QUAD DRIVE OPEN END

SP Tools patented **QUAD DRIVE** open end offers 4 times the gripping power of a standard ROE wrench by wrapping around the fastener and maximising the contact on the flat sides of the fastener head, not the points.



GEAR DRIVE RING END

SP Tools patented **GEAR DRIVE** wrenches are precisely machined with deeper gears for greater torque loading and reliability with 72 teeth that only require 5° of space per turn.



Quick reverse switch to change ratchet rotation direction



REVERSIBLE



REVERSIBLE

GEAR DRIVE ROE QUAD DRIVE WRENCHES 15° OFFSET - STANDARD & JUMBO METRIC

SIZE	MODEL	SIZE	MODEL	SIZE	MODEL
8mm	SP17008	16mm	SP17016	24mm	SP17024
10mm	SP17010	17mm	SP17017	26mm	SP17026
11mm	SP17011	18mm	SP17018	27mm	SP17027
12mm	SP17012	19mm	SP17019	30mm	SP17030
13mm	SP17013	20mm	SP17020	32mm	SP17032
14mm	SP17014	21mm	SP17021		
15mm	SP17015	22mm	SP17022		

GEAR DRIVE ROE QUAD DRIVE WRENCHES 15° OFFSET - STANDARD & JUMBO SAE

SIZE	MODEL	SIZE	MODEL	SIZE	MODEL
5/16"	SP17052	5/8"	SP17057	15/16"	SP17062
3/8"	SP17053	11/16"	SP17058	1"	SP17063
7/16"	SP17054	3/4"	SP17059	1-1/16"	SP17064
1/2"	SP17055	3/16"	SP17060	1-1/8"	SP17065
9/16"	SP17056	7/8"	SP17061	1-1/4"	SP17067

888 SERIES GEAR DRIVE ROE - 15° OFFSET - STANDARD



GEAR DRIVE ROE WRENCHES 888 SERIES - 15° OFFSET METRIC

SIZE	MODEL	SIZE	MODEL	SIZE	MODEL
10mm	T817010	13mm	T817013	17mm	T817017
11mm	T817011	14mm	T817014	18mm	T817018
12mm	T817012	15mm	T817015	19mm	T817019

GEAR DRIVE ROE WRENCHES 888 SERIES - 15° OFFSET SAE

SIZE	MODEL	SIZE	MODEL	SIZE	MODEL
3/8"	T817053	9/16"	T817056	3/4"	T817059
7/16"	T817054	5/8"	T817057		
1/2"	T817055	11/16"	T817058		

FLEX HEAD GEAR DRIVE ROE QUAD DRIVE - STUBBY

QUAD DRIVE OPEN END

SP Tools patented **QUAD DRIVE** open end offers 4 times the gripping power of a standard ROE wrench by wrapping around the fastener and maximising the contact on the flat sides of the fastener head, not the points.



FLEX GEAR DRIVE RING END

SP Tools patented **FLEX HEAD GEAR DRIVE** wrenches allow for more than 180 degrees bend, allowing you to loosen or tighten nuts & bolts in hard to reach, confined areas.



Simply flip the wrench to change rotation direction



FLEX HEAD GEAR DRIVE ROE QUAD DRIVE WRENCHES - STUBBY METRIC

SIZE	MODEL	SIZE	MODEL	SIZE	MODEL
6mm	SP17306	11mm	SP17311	16mm	SP17316
7mm	SP17307	12mm	SP17312	17mm	SP17317
8mm	SP17308	13mm	SP17313	18mm	SP17318
9mm	SP17309	14mm	SP17314	19mm	SP17319
10mm	SP17310	15mm	SP17315		



FLEX HEAD GEAR DRIVE ROE QUAD DRIVE WRENCHES - STUBBY SAE

SIZE	MODEL	SIZE	MODEL	SIZE	MODEL
1/4"	SP17351	7/16"	SP17354	5/8"	SP17357
5/16"	SP17352	1/2"	SP17355	11/16"	SP17358
3/8"	SP17353	9/16"	SP17356	3/4"	SP17359

FLEX HEAD GEAR DRIVE ROE QUAD DRIVE - STANDARD & JUMBO



FLEX HEAD GEAR DRIVE ROE QUAD DRIVE WRENCHES - STANDARD & JUMBO METRIC

SIZE	MODEL	SIZE	MODEL	SIZE	MODEL
6mm	SP17406	15mm	SP17415	24mm	SP17424
7mm	SP17407	16mm	SP17416	25mm	SP17425
8mm	SP17408	17mm	SP17417	26mm	SP17426
9mm	SP17409	18mm	SP17418	27mm	SP17427
10mm	SP17410	19mm	SP17419	28mm	SP17428
11mm	SP17411	20mm	SP17420	30mm	SP17430
12mm	SP17412	21mm	SP17421	32mm	SP17432
13mm	SP17413	22mm	SP17422		
14mm	SP17414	23mm	SP17423		



FLEX HEAD GEAR DRIVE ROE QUAD DRIVE WRENCHES - STANDARD & JUMBO SAE

SIZE	MODEL	SIZE	MODEL	SIZE	MODEL
1/4"	SP17451	5/8"	SP17457	1"	SP17463
5/16"	SP17452	11/16"	SP17458	1-1/16"	SP17464
3/8"	SP17453	3/4"	SP17459	1-1/8"	SP17465
7/16"	SP17454	3/16"	SP17460	1-1/4"	SP17467
1/2"	SP17455	7/8"	SP17461		
9/16"	SP17456	15/16"	SP17462		

SPEED DRIVE GEAR DRIVE ROE - 0° OFFSET

SPEED DRIVE OPEN END

SP Tools **SPEED DRIVE** allows the open end to quickly ratchet fasteners without removing the wrench from the fastener. This design results in much faster bolt and nut removal where only an open end wrench can be used.



GEAR DRIVE RING END

SP Tools patented **GEAR DRIVE** wrenches are precisely machined with deeper gears for greater torque loading and reliability with 72 teeth that only require 5° of space per turn.



Simply flip the wrench to change rotation direction



SPEED DRIVE GEAR DRIVE ROE WRENCHES 0° OFFSET - STANDARD METRIC

SIZE	MODEL	SIZE	MODEL	SIZE	MODEL
8mm	SP17508	12mm	SP17512	16mm	SP17516
9mm	SP17509	13mm	SP17513	17mm	SP17517
10mm	SP17510	14mm	SP17514	18mm	SP17518
11mm	SP17511	15mm	SP17515	19mm	SP17519

SPEED DRIVE GEAR DRIVE ROE WRENCHES 0° OFFSET - STANDARD SAE

SIZE	MODEL	SIZE	MODEL	SIZE	MODEL
5/16"	SP17552	1/2"	SP17555	11/16"	SP17558
3/8"	SP17553	9/16"	SP17556	3/4"	SP17559
7/16"	SP17554	5/8"	SP17557		

SPEED DRIVE GEAR DRIVE ROE - 15° OFFSET


SPEED DRIVE OPEN END

SP Tools **SPEED DRIVE** allows the open end to quickly ratchet fasteners without removing the wrench from the fastener. This design results in much faster bolt and nut removal where only an open end wrench can be used.



GEAR DRIVE RING END

SP Tools patented **GEAR DRIVE** wrenches are precisely machined with deeper gears for greater torque loading and reliability with 72 teeth that only require 5° of space per turn.



Quick reverse switch to change ratchet rotation direction



SPEED DRIVE GEAR DRIVE ROE WRENCHES 15° OFFSET - STANDARD METRIC

SIZE	MODEL	SIZE	MODEL	SIZE	MODEL
8mm	SP17708	12mm	SP17712	16mm	SP17716
9mm	SP17709	13mm	SP17713	17mm	SP17717
10mm	SP17710	14mm	SP17714	18mm	SP17718
11mm	SP17711	15mm	SP17715	19mm	SP17719

SPEED DRIVE GEAR DRIVE ROE WRENCHES 15° OFFSET - STANDARD SAE

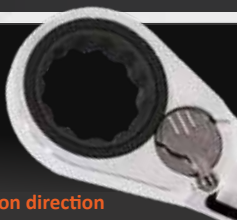
SIZE	MODEL	SIZE	MODEL	SIZE	MODEL
5/16"	SP17752	1/2"	SP17755	11/16"	SP17758
3/8"	SP17753	9/16"	SP17756	3/4"	SP17759
7/16"	SP17754	5/8"	SP17757		

DOUBLE GEAR DRIVE RING - 15° OFFSET

GEAR DRIVE RING END

SP Tools patented **GEAR DRIVE** wrenches are precisely machined with deeper gears for greater torque loading and reliability with 72 teeth that only require 5° of space per turn.

Quick reverse switch to change ratchet rotation direction



FLAT DRIVE TECHNOLOGY

Perfectly flat wrench head surfaces allow for maximum contact between the wrench and the bolt or nut, maximising grip and enhancing applied torque.



SP FLAT DRIVE
WRENCH HEAD



REGULAR
CONTACT AREA



REVERSIBLE



REVERSIBLE

DOUBLE GEAR DRIVE RING WRENCHES 15° OFFSET - STANDARD METRIC

SIZE	MODEL	SIZE	MODEL
8 x 9mm	SP17608	14 x 15mm	SP17614
10 x 11mm	SP17610	16 x 18mm	SP17616
12 x 13mm	SP17612	17 x 19mm	SP17617

DOUBLE GEAR DRIVE RING WRENCHES 15° OFFSET - STANDARD SAE

SIZE	MODEL	SIZE	MODEL
5/16 x 3/8"	SP17652	9/16 x 5/8"	SP17655
7/16 x 1/2"	SP17654	11/16 x 3/4"	SP17656

BOX GEAR DRIVE DOUBLE RING - EXTRA LONG - 0° OFFSET

FLAT DRIVE BOX RING END


SP **BOX RING** end Wrenches feature a deeper flat drive ring making them the perfect wrench for getting to and loosening those tricky, hard to reach, often worn fasteners by increasing the contact area with the nut or bolt head. More contact means greater applied torque.



GEAR DRIVE RING END

SP Tools patented **GEAR DRIVE** wrenches are precisely machined with deeper gears for greater torque loading and reliability with 72 teeth that only require 5° of space per turn.

Simply flip the wrench to change rotation direction



BOX GEAR DRIVE DOUBLE RING WRENCHES - EXTRA LONG - 0° OFFSET METRIC

SIZE	MODEL	SIZE	MODEL	SIZE	MODEL
8mm	SP17808	12mm	SP17812	16mm	SP17816
9mm	SP17809	13mm	SP17813	17mm	SP17817
10mm	SP17810	14mm	SP17814	18mm	SP17818
11mm	SP17811	15mm	SP17815	19mm	SP17819


BOX GEAR DRIVE DOUBLE RING WRENCHES - EXTRA LONG - 0° OFFSET SAE

SIZE	MODEL	SIZE	MODEL	SIZE	MODEL
5/16"	SP17852	1/2"	SP17855	11/16"	SP17858
3/8"	SP17853	9/16"	SP17856	3/4"	SP17859
7/16"	SP17854	5/8"	SP17857		

LOCKING FLEX HEAD GEAR DRIVE BOX DOUBLE RING

FLAT DRIVE BOX RING END

SP **BOX RING** end Wrenches feature a deeper flat drive ring making them the perfect wrench for getting to and loosening those tricky, hard to reach, often worn fasteners by increasing the contact area with the nut or bolt head. More contact means greater applied torque.



GEAR DRIVE RING END

SP **LOCKING FLEX HEAD GEAR DRIVE** wrenches allow for more than 180 degrees bend with 13 secure locking positions, allowing you to loosen or tighten fasteners in hard to reach, confined areas.



LOCKING FLEX HEAD GEAR DRIVE BOX DOUBLE RING WRENCHES METRIC

SIZE	MODEL	SIZE	MODEL	SIZE	MODEL
8mm	SP14028	13mm	SP14033	17mm	SP14037
10mm	SP14030	14mm	SP14034	19mm	SP14039
12mm	SP14032	15mm	SP14035		

LOCKING FLEX HEAD GEAR DRIVE BOX DOUBLE RING WRENCHES SAE

SIZE	MODEL	SIZE	MODEL	SIZE	MODEL
5/16"	SP14072	1/2"	SP14075	11/16"	SP14078
3/8"	SP14073	9/16"	SP14076	3/4"	SP14079

DOUBLE BOX RING - EXTRA LONG - 0° OFFSET

FLAT DRIVE BOX RING END

SP **BOX RING** end Wrenches feature a deeper flat drive ring making them the perfect wrench for getting to and loosening those tricky, hard to reach, often worn fasteners by increasing the contact area with the nut or bolt head. More contact means greater applied torque.



FLAT DRIVE TECHNOLOGY

Perfectly flat wrench head surfaces allow for maximum contact between the wrench and the bolt or nut, maximising grip and enhancing applied torque.



DOUBLE BOX RING WRENCHES EXTRA LONG - 0° OFFSET METRIC

SIZE	MODEL	SIZE	MODEL
8 x 10mm	SP15008	16 x 18mm	SP15016
12 x 14mm	SP15012	17 x 19mm	SP15017
13 x 15mm	SP15013	22 x 24mm	SP15022

DOUBLE BOX RING WRENCHES EXTRA LONG - 0° OFFSET SAE

SIZE	MODEL	SIZE	MODEL
5/16 x 3/8"	SP15051	5/8 x 9/16"	SP15060
1/2 x 7/16"	SP15054	3/4 x 11/16"	SP15063

DOUBLE BOX RING - EXTRA LONG - 15° OFFSET



REVERSIBLE

DOUBLE BOX RING WRENCHES EXTRA LONG - 15° OFFSET METRIC

SIZE	MODEL	SIZE	MODEL
8 x 10mm	SP15308	16 x 18mm	SP15316
12 x 14mm	SP15312	17 x 19mm	SP15317
12 x 15mm	SP15313	22 x 24mm	SP15322



REVERSIBLE

DOUBLE BOX RING WRENCHES EXTRA LONG - 15° OFFSET SAE

SIZE	MODEL	SIZE	MODEL
5/16 x 3/8"	SP15351	5/8 x 9/16"	SP15360
1/2 x 7/16"	SP15354	3/4 x 11/16"	SP15363

DOUBLE RING - LONG



DOUBLE RING WRENCHES LONG - 0° OFFSET E-TORX

SIZE	MODEL	SIZE	MODEL
E6 x E8	SP15206	E14 x E16	SP15214
E10 x E12	SP15210	E18 x E20	SP15218

DOUBLE RING - 40° OFFSET



DOUBLE RING WRENCHES LONG - 40° OFFSET METRIC

SIZE	MODEL	SIZE	MODEL
8 x 9mm	SP15108	16 x 17mm	SP15116
10 x 11mm	SP15110	18 x 19mm	SP15118
12 x 13mm	SP15112	22 x 24mm	SP15122
14 x 15mm	SP15114		



DOUBLE RING WRENCHES LONG - 40° OFFSET SAE

SIZE	MODEL	SIZE	MODEL
5/16 x 3/8"	SP15151	11/16 x 3/4"	SP15163
7/16 x 1/2"	SP15154	7/8 x 15/16"	SP15165
9/16 x 5/8"	SP15160		

DOUBLE RING - 75° OFFSET

FLAT DRIVE RING END

SP Tools **RING END** wrenches feature flat drive ring ends, making them the perfect wrench for getting to and loosening those tricky, hard to reach, often worn fasteners by increasing the contact area with the nut or bolt head.



FLAT DRIVE TECHNOLOGY

Perfectly flat wrench head surfaces allow for maximum contact between the wrench and the bolt or nut, maximising grip and enhancing applied torque.



SP FLAT DRIVE
WRENCH HEAD



REGULAR
CONTACT AREA



DOUBLE RING WRENCHES LONG - 75° OFFSET METRIC

SIZE	MODEL	SIZE	MODEL
8 x 9mm	SP15408	18 x 19mm	SP15418
10 x 11mm	SP15410	20 x 22mm	SP15420
12 x 13mm	SP15412	21 x 23mm	SP15421
14 x 15mm	SP15414	24 x 26mm	SP15424
16 x 17mm	SP15416		


BRAKE BLEEDER DOUBLE RING WRENCHES - 75° OFFSET METRIC & SAE

SIZE	MODEL	SIZE	MODEL
8 x 10mm	SP15508	3/8 x 7/16"	SP15552
9 x 11mm	SP15509		

FLARE NUT

FLARE NUT RING END

SP Tools **FLARE NUT** wrenches feature oversized wrench head surfaces that grip multiple sides of the fastener to reduce rounding. Ideal for use on soft fittings in aluminium, copper and brass on fuel, brake, air conditioning, diesel lines and diesel injectors.



FLAT DRIVE TECHNOLOGY


Perfectly flat wrench head surfaces allow for maximum contact between the wrench and the bolt or nut, maximising grip and enhancing applied torque.



SP FLAT DRIVE
WRENCH HEAD



REGULAR
CONTACT AREA



FLARE NUT WRENCHES METRIC

SIZE	MODEL	SIZE	MODEL
10 x 11mm	SP16010	14 x 17mm	SP16014
12 x 13mm	SP16012	19 x 22mm	SP16019

FLARE NUT WRENCHES SAE

SIZE	MODEL	SIZE	MODEL
3/8 x 7/16"	SP16051	5/8 x 11/16"	SP16057
1/2 x 9/16"	SP16054	3/4 x 7/8"	SP16060

FLEX HEAD FLARE NUT

FLARE NUT RING END

SP Tools **FLEX HEAD FLARE NUT** wrenches allow for more than 180 degrees bend, allowing you to access fasteners in hard to reach, confined areas. Ideal for use on soft fittings in aluminium, copper and brass on fuel, brake, air conditioning, diesel lines and diesel injectors.



FLAT DRIVE TECHNOLOGY

Perfectly flat wrench head surfaces allow for maximum contact between the wrench and the bolt or nut, maximising grip and enhancing applied torque.



SP FLAT DRIVE
WRENCH HEAD



REGULAR
CONTACT AREA



FLEX HEAD FLARE NUT WRENCHES METRIC

SIZE	MODEL	SIZE	MODEL
10 x 11mm	SP16110	14 x 17mm	SP16114
12 x 13mm	SP16112	19 x 22mm	SP16119



FLEX HEAD FLARE NUT WRENCHES SAE

SIZE	MODEL	SIZE	MODEL
3/8 x 7/16"	SP16151	5/8 x 11/16"	SP16157
1/2 x 9/16"	SP16154	3/4 x 7/8"	SP16160

FLARE NUT RING END

SP Tools **CROWFOOT NUT** socket wrenches feature oversized wrench head surfaces that grip multiple sides of the fastener to reduce rounding. Ideal for use on soft fittings in aluminium, copper and brass on fuel, brake, air conditioning, diesel lines and diesel injectors.



FLAT DRIVE TECHNOLOGY

Perfectly flat wrench head surfaces allow for maximum contact between the wrench and the bolt or nut, maximising grip and enhancing applied torque.



SP FLAT DRIVE
WRENCH HEAD



REGULAR
CONTACT AREA



3/8"DR FLEX CROWFOOT NUT SOCKET METRIC

SIZE	MODEL	SIZE	MODEL	SIZE	MODEL
10mm	SP22270	14mm	SP22274	18mm	SP22278
11mm	SP22271	15mm	SP22275	19mm	SP22279
12mm	SP22272	16mm	SP22276		
13mm	SP22273	17mm	SP22277		



3/8"DR FLEX CROWFOOT NUT SOCKET SAE

SIZE	MODEL	SIZE	MODEL	SIZE	MODEL
3/8"	SP22291	9/16"	SP22294	3/4"	SP22297
7/16"	SP22292	5/8"	SP22295		
1/2"	SP22293	11/16"	SP22296		

> SHIFTERS

SP ADJUSTABLE WRENCHES ONE OF THE WORLDS BEST

SP's shifters (adjustable wrenches) are a must in the professional mechanic's tool box - multiple wrench sizes in one tool. These shifters all feature non-protruding jaw adjustment mechanisms, making these shifters ideal for spaces with limited access. Thicker, heavy duty handles meaning higher applied torque capabilities, making easy work of tough, bedded-in nuts or bolts. All manufactured from high quality Chrome Vanadium (Cr-V) Steel for high strength & durability that meets and exceeds international ANSI & DIN standards.

TRADE TOUGH SHIFTERS - BUILT TO LAST

AVAILABLE IN CHROME AND BLACK OXIDE FINISH



ADJUSTABLE WRENCH WIDE JAW - PREMIUM CHROME



- 18-25% wider opening
- Greater working angle
- Thicker heavy duty handle
- Higher torque capabilities

18-25%
WIDER OPENING

SIZE	MODEL
4"	SP18052
6"	SP18057
8"	SP18062
10"	SP18067
12"	SP18072
15"	SP18077
18"	SP18082
24"	SP18087

ADJUSTABLE WRENCH WIDE JAW - PREMIUM BLACK OXIDE



- 18-25% wider opening
- Greater working angle
- Thicker heavy duty handle
- Higher torque capabilities

18-25%
WIDER OPENING

SIZE	MODEL
4"	SP18053
6"	SP18058
8"	SP18063
10"	SP18068
12"	SP18073
15"	SP18078
18"	SP18083
24"	SP18088



T818000

ADJUSTABLE WRENCH SET 888 SERIES - CHROME

3 PIECE

CONTENTS

- (6"), (8"), (10")

FEATURES

- Slimline for tight areas
- Laser etched width gauges
- Precision ground jaws
- Excellent Leverage
- Chrome Vanadium Steel (Cr-V) for high strength and durability
- Easy grip comfort handle for maximum torque and reduced hand fatigue

ALSO AVAILABLE
INDIVIDUALLY

ADJUSTABLE WRENCH 888 SERIES - CHROME

SIZE	MODEL
6"	T818015
8"	T818020
10"	T818025
12"	T818030



CONSTRUCTION WRENCHES

SP18093


CONSTRUCTION ADJUSTABLE WRENCH

- Multiple wrench sizes in one tool
- Fits nuts and bolts up to 46mm
- Continuous taper end for ease of bolt/rivet hole alignment
- Industrial black finish for corrosion resistance
- Chrome Vanadium Steel (Cr-V) for high strength & durability
- Meets & exceeds international ANSI & DIN standard



PODGER RATCHET BARS

- Dual sized ratchet head
- 12 point go-thru socket
- Reversible lever action ratchet
- Taper ends for ease of bolt hole alignment



PODGER RATCHET BARS STUBBY (CONSTRUCTION WRENCHES)

SIZE	MODEL	SIZE	MODEL
19 x 24mm	SP19304	21 x 24mm	SP19305

PODGER RATCHET BARS (CONSTRUCTION WRENCHES)

SIZE	MODEL	SIZE	MODEL	SIZE	MODEL
10 x 12mm	SP19310	18 x 24mm	SP19321	30 x 36mm	SP19332
13 x 17mm	SP19314	19 x 24mm	SP19322	32 x 36mm	SP19333
14 x 17mm	SP19315	22 x 24mm	SP19325	36 x 41mm	SP19334
17 x 19mm	SP19316	24 x 27mm	SP19327	46 x 50mm	SP19335
17 x 21mm	SP19317	24 x 30mm	SP19328		
19 x 21mm	SP19319	27 x 32mm	SP19330		

SLOGGING WRENCHES

SLOGGING WRENCHES

- Slugging /Slogging /Striking Wrenches designed for use with a sledgehammer or pneumatic hammers for heavy mechanical applications.
- Short profiled handle with heavy duty striking end
- Wrenches are drop forged from industrial quality steel to withstand heavy impact



INDUSTRIAL QUALITY

SIZE	MODEL	SIZE	MODEL
30mm	SP19430	60mm	SP19460
32mm	SP19432	65mm	SP19465
34mm	SP19434	76mm	SP19475
36mm	SP19436	80mm	SP1919"
38mm	SP19438	85mm	SP19485
41mm	SP19441	90mm	SP19490
46mm	SP19446	95mm	SP19495
55mm	SP19455	100mm	SP19500

A person wearing an orange and black shirt is working on a motorcycle in a workshop. The person is holding a blue-handled screwdriver and is focused on the task. The motorcycle has a 'DUSTHUSTLE' sticker on the frame. The background shows various tools and equipment in a workshop setting.

06

SCREWDRIVERS BIT SETS, HEX KEYS

HIGH QUALITY SCREWDRIVERS SHOULD OFFER 3 UNIQUE FEATURES:
USER COMFORT, HIGH STRENGTH AND LONGEVITY.

THE SP TOOLS RANGE OF SCREWDRIVERS DO JUST THAT. USING INNOVATIVE MATERIALS, PRECISION MANUFACTURING AND QUALITY ASSURANCE, WE PROVIDE A TOOL FOR ALMOST EVERY APPLICATION.



SUB-CATEGORIES:

SCREWDRIVER SETS	152
INDIVIDUAL SCREWDRIVERS	155
BIT SETS	157
IMPACT DRIVERS	160
RATCHET SCREWDRIVERS	161
HEX & TORX KEYS	162
INDIVIDUAL HEX & TORX KEYS	167

➤ SCREWDRIVER SETS

HEAVY DUTY SCREWDRIVERS

- Magnetic tip for greater fastener control
- Chrome Vanadium Steel (SVCV) shaft
- Hardened and tempered for strength and durability



SP34012

SCREWDRIVER SET IN X-CASE HEAVY DUTY - PREMIUM 12 PIECE

CONTENTS

- 6 x Slotted - 3.0 x 3", 5.5 x 4", 6.5 x 38mm, 6.5 x 4", 6.0 x 6" & 8.0 x 6"
- 6 x Phillips - #0 x 3", #1 x 3", #2 x 38mm, #2 x 4", #2 x 6" & 3 x 6"

- High quality SVCV steel shafts
- Magnetic tips for greater fastener control
- Durable ergonomic handles, featuring anti-slip grip



SP34020

SCREWDRIVER SET IN X-CASE HEAVY DUTY - GO THRU 8 PIECE

CONTENTS

- 4 x Slotted with Hex Bolster - 6.5 x 4", 6.5 x 6", 8.0 x 6" & 8 x 8"
- 4 x Phillips with Hex Bolster - #2 x 4", #2 x 6", #3 x 6" & #3 x 8"

- Go-thru with steel strike cap for use with a hammer to loosen stubborn screws
- Hex shaft and hex bolster collar allows the use of a wrench or gear ratchet for greater torque in loosening or tightening screws
- Durable ergonomic handle featuring anti-slip grip



STRIKING CAP
Loosen Stubborn
Screws



HEX SHAFTS
Fit a wrench or
gear ratchet for
greater applied
torque

EXTREME DUTY X-CASE

- Impact resistant
- Super wide front latches
- Strengthened heavy duty hinges
- Keeps your screwdrivers organised and easy to find



HEX BOLSTER COLLARS

Hex bolster collars allows the use of a wrench or gear ratchet for greater torque in loosening or tightening screws.



SCREWDRIVERS, BIT SETS & HEX KEYS



- VDE - Insulated handle & blades
- Safe for applications up to 1000 V AC /1500V DC
- Durable ergonomic handle featuring anti-slip grip



SP34042

SCREWDRIVER SET IN X-CASE INSULATED - ELECTRICAL 8 PIECE

CONTENTS

- 4 x Slotted - 3.0 x 4", 4.0 x 4", 5.5 x 5" & 6.5 x 6"
- 4 x Phillips - #0 x 3", #1 x 3", #2 x 4" & #3 x 6"



- Essential in the removal of Torx Tamer proof safety screws
- Chrome Vanadium Steel (SVCM) shafts
- Durable ergonomic handles featuring anti-slip grip

SP34050

SCREWDRIVER SET IN X-CASE HEAVY DUTY - TORX 8 PIECE

CONTENTS

- 8 x Torx - T8 x 3", T10 x 4", T15 x 4", T20 x 4", T25 x 4", T27 x 4", T30 x 6" & T40 x 6"



888 SERIES SCREWDRIVER SETS IN X-CASES



- Durable ergonomic handles, featuring anti-slip grip
- Magnetic tips for greater fastener control
- Chrome Vanadium Steel (Cr-V) shafts
- Hardened and tempered for strength and durability



T834010

SCREWDRIVER SET IN X-CASE STANDARD & PRECISION 18 PIECE

CONTENTS

- 6 x Slotted - 3.0 x 3", 5.0 x 4", 6.0 x 38mm, 6.0 x 5", 6.0 x 6" & 8.0 x 6"
- 6 x Phillips - #0 x 3", #1 x 4" & #2 x 38mm, PH2 x 4", #2 x 6" & #3 x 6"
- 3 x Precision Slotted - 2.0 x 50mm, 2.5 x 50mm & 3.0 x 50mm
- 3 x Precision Phillips - #000 x 50mm, #00 x 50mm & #0 x 50mm



Set includes Go-thru screwdrivers with steel strike cap for use with a hammer to loosen stubborn screws and hex shafts which allows the use of a wrench or gear ratchet for greater torque in loosening or tightening screws



T834025

SCREWDRIVER SET IN X-CASE STANDARD, GO-THRU & PRECISION 22 PIECE

CONTENTS

- 6 x Slotted - 3.0 x 3", 5.0 x 4", 6.0 x 38mm, 6.0 x 5", 6.0 x 6" & 8.0 x 6"
- 6 x Phillips - #0 x 3", #1 x 4" & #2 x 38mm, PH2 x 4", PH2 x 6" & PH3 x 6"
- 2 x Go-Thru Slotted - 6.0 x 6" & 8.0 x 8"
- 2 x Go-Thru Phillips - #2 x 6" & #3 x 8"
- 3 x Precision Slotted - 2.0 x 50mm, 2.5 x 50mm & 3.0 x 50mm
- 3 x Precision Phillips - #000 x 50mm, #00 x 50mm & #0 x 50mm



888 SERIES SCREWDRIVER SETS IN X-CASES CONTINUED



T834030

SCREWDRIVER SET IN X-CASE STANDARD & ELECTRICAL 20 PIECE

CONTENTS

- 6 x Slotted - 3.0 x 3", 5.0 x 4", 6.0 x 1.5", 6.0 x 5", 6.0 x 6" & 8.0 x 6"
- 6 x Phillips - #0 x 3", #1 x 4", #2 x 1.5", #2 x 4", #2 x 6" & #3 x 6"
- 4 x VDE Insulated Slotted - 3.0 x 3", 4.0 x 4", 5.5 x 5" & 6.5 x 6"
- 4 x VDE Insulated Phillips - #0 x 2.5", #1 x 3", #2 x 4" & #3 x 6"



- VDE Screwdrivers - Insulated handle & blades - Safe for applications up to 1000 V AC/1500V DC
- Durable ergonomic handles, featuring anti-slip grip
- Magnetic tips for greater fastener control
- Chrome Vanadium Steel (Cr-V) shafts
- Hardened and tempered for strength and durability

SCREWDRIVER SET IN CASES



T834000

SCREWDRIVER SET IN CASE 13 PIECE

CONTENTS

- 8 x Slotted - 3.0 x 2", 4.0 x 4", 5.0 x 4", 5.0 x 6", 6.0 x 1.5", 6.0 x 5", 6.0 x 8" & 7.0 x 10"
- 5 x Phillips - #0 x 3", #1 x 3", #1 x 4", #2 x 1.5" & #3 x 6"



SCREWDRIVER SETS



SP34002

SCREWDRIVER SET HEAVY DUTY - PREMIUM 12 PIECE

CONTENTS

- 6 x Slotted - 3.0 x 3", 5.5 x 4", 6.5 x 1.5", 6.5 x 4", 6.0 x 6" & 8.0 x 6"
- 6 x Phillips - #0 x 3", #1 x 3", #2 x 1.5", #2 x 4", #2 x 6" & 3 x 6"



PRECISION SCREWDRIVERS SET

SP34005

SCREWDRIVER SET PRECISION (JEWELLERS SET) 6 PIECE

CONTENTS

- 3 x Slotted - 2.0 x 2", 2.4 x 2" & 3.0 x 2"
- 3 x Phillips - #000 x 2", #00 x 2" & #0 x 2"

- Tapered handle for rapid rotation
- Durable ergonomic handle featuring anti-slip grip
- Revolving handle cap for precision and speed
- Precision ground Chrome Vanadium Steel (Cr-V) blades
- Induction hardened, magnetic tips for greater fastener control, strength and durability



INDIVIDUAL PREMIUM SCREWDRIVERS

- Heavy duty screwdrivers
- Durable ergonomic handles, featuring anti-slip grip
- Magnetic tips for greater fastener control

- Chrome Vanadium Steel (SVCN) shafts
- Hardened and tempered for strength and durability



SCREWDRIVERS HEAVY DUTY - PREMIUM SLOTTED

SIZE	MODEL
3.0 x 3"	SP34120
5.5 x 4"	SP34123
6.5 x 1.5"	SP34126
6.5 x 4"	SP34127
6.0 x 6"	SP34141
8.0 x 6"	SP34142



SCREWDRIVERS HEAVY DUTY - PREMIUM PHILLIPS

SIZE	MODEL
#0 x 3"	SP34220
#1 x 3"	SP34224
#2 x 1.5"	SP34230
#2 x 4"	SP34231
#2 x 6"	SP34241
#3 x 6"	SP34242

INDIVIDUAL TORX SCREWDRIVERS



- Essential in the removal of Torx Tamer proof safety screws
- Chrome Vanadium Steel (SVCN) shafts
- Hardened and tempered for strength and durability
- Durable ergonomic handles featuring anti-slip grip



SCREWDRIVERS HEAVY DUTY - PREMIUM TORX

SIZE	MODEL	SIZE	MODEL
T8 x 3"	SP34301	T25 x 4"	SP34305
T10 x 4"	SP34302	T27 x 4"	SP34306
T15 x 4"	SP34303	T30 x 6"	SP34307
T20 x 4"	SP34304	T40 x 6"	SP34308

INDIVIDUAL GO-THRU SCREWDRIVERS

- Go-thru with steel strike cap for use with a hammer to loosen stubborn screws
- Hex shaft and hex bolster collar allows the use of a wrench or gear ratchet for greater torque in loosening or tightening screws

- Durable ergonomic handle featuring anti-slip grip
- Magnetic tip for greater fastener control
- Chrome Vanadium Steel (SVCM) shaft
- Hardened and tempered for strength and durability



HEX SHAFTS		STRIKING CAP	
			

SCREWDRIVERS HEAVY DUTY GO-THRU SLOTTED - HEX BOLSTER

SIZE	MODEL
6.5 x 4"	SP34150
6.5 x 6"	SP34152
8.0 x 6"	SP34153
8.0 x 8"	SP34154




HEX SHAFTS		STRIKING CAP	
			

SCREWDRIVERS HEAVY DUTY GO-THRU PHILLIPS - HEX BOLSTER

SIZE	MODEL
#2 x 4"	SP34260
#2 x 6"	SP34262
#3 x 6"	SP34264
#3 x 8"	SP34265







INDIVIDUAL ELECTRICAL SCREWDRIVERS

- VDE - Insulated handle & blade
- Safe for applications up to 1000 V AC / 1500V DC
- Durable ergonomic handle featuring anti-slip grip



- Magnetic tip for greater fastener control
- Chrome Vanadium Steel (Cr-V) shaft
- Hardened and tempered for strength and durability







HEX SHAFTS		STRIKING CAP	
			

SCREWDRIVERS HEAVY DUTY - ELECTRICAL SLOTTED



SIZE	MODEL
3.0 x 4"	SP34411
4.0 x 4"	SP34413
5.5 x 5"	SP34414
6.5 x 6"	SP34416


HEX SHAFTS		STRIKING CAP	
			

SCREWDRIVERS HEAVY DUTY - ELECTRICAL PHILLIPS

SIZE	MODEL
#0 x 3"	SP34430
#1 x 3"	SP34431
#2 x 4"	SP34432
#3 x 6"	SP34453

➤ BIT SETS

The SP Tools range of professional driver bits are manufactured to the highest standards to provide the user with a tool that will get the tough jobs done. The range covers all of the common driver bits as well as the latest designs now found in Euro spec vehicles.



- Diverse range of bit types neatly organised in a marked foam insert and sturdy case
- Hardened and tempered bits with a shot blast finish

PROFESSIONAL BIT SETS

SP39510

POWER BIT SET 67 PIECE

CONTENTS

- 8 x Hexagon Bits - 2, 2.5, 3, 4, 5, 6, 7, 8mm
- 6 x Phillips Bits - PH.1, PH.2, PH.3 all x 2
- 6 x Pozidrive Bits - PZ.1, PZ.2, PZ.3 all x 2
- 4 x Square Bits - S-0, S-1, S-2, S-3
- 5 x Slotted Bits - 3, 4, 4.5, 5.5, 6.5mm
- 3 x Wrench Bits - 6, 8, 10mm
- 10 x Torx-Star Bits - TS7, TS8, TS9, TS10, TS15, TS20, TS25, TS27, TS30, TS40
- 10 x Tamper Torx-Star Bits - TR7, TR8, TR9, TR10, TR15, TR20, TR25, TR27, TR30, TR40
- 9 x Torx-Plus Bits - TR10, TR15, TR20, TR25, TR27, TR30, TR40, TR45, TR50
- 3 x Spline Bits - M5, M6, M8

Universal Bit Holder and Adapters

- 1 x 4" (L) Bit Holder, Wobble Drive
- 1 x 25mm (L) 1/4" Dr Socket Adaptor
- 1 x 1/4" Dr Bit Adapter

SET INCLUDES:

UNIVERSAL BIT HOLDER



UNIVERSAL RANGE

15° TO 20°



- Includes universal bit adapter/holder - Slide the push-pull universal lock mechanism up to allow for 15 to 20° universal range, ideal for difficult to reach applications.
- Spring loaded ball bearings hold bits firmly in place
- Chrome Vanadium Steel (S2) for maximum strength and durability

SP39610

PROFESSIONAL BIT SET 37 PIECE

CONTENTS

1/4" Dr 30mm (L) Bits

- 6 x Hexagon - 4, 5, 6, 8, 10 & 12mm
- 6 x Spline - M4, M5, M6, M8, M10 & M12
- 12 x Torx - T10, T15, T20, T25, T27, T30, T40, T45, T50, T55, T60 & T70
- 10 x Ribe Bits - M4, M5, M6, M7, M8, M9, M10, M12, M13 & M14

Adapters & Holders

- 1 x 4" Extension Bit Holder
- 1 x 3/8" Dr Bit Adaptor
- 1 x 1/2" Dr Bit Adaptor

- Diverse range of bit types
- Bit set neatly organised in sturdy metal case
- Hardened and tempered with a shot blast finish
- Spring loaded ball bearings hold bits firmly in place
- Chrome Vanadium Steel (S2) for maximum strength and durability



PROFESSIONAL BIT SETS



- Diverse range of bit types and lengths
- Bit set neatly organised in sturdy case
- Spring loaded ball bearings hold bits firmly in place
- Chrome Vanadium Steel (S2) for maximum strength and durability

SP39620

PROFESSIONAL BIT SET 60 PIECE

CONTENTS

10mm Dr Inhex Shank 30mm(L) Bits

- Inhex - H4, H5, H6, H7, H8, H10, H12, H14 & H17
- Spline - M5, M6, M8, M10 & M12
- Torx - T20, T25, T27, T30, T40, T45, T50, T55 & T60

10mm Dr Inhex Shank 3"(L) Bits

- Inhex - H4, H5, H6, H7, H8, H9, H9.5, H10 & H12
- Spline - M5, M6, M8, M10, M12, M14 & M16
- Torx - T20, T25, T27, T30, T40, T45, T50, T55 & T60
- Ribe - M6, M7, M8, M10 & M12 Square - 8, 9 & 10mm

Adapters

- 10mm Inhex Bit Adapters - 3/8" & 1/2" Dr
- 1/2" Dr x 14mm Inhex Bit Adapter
- 10mm Inhex x 14mm Inhex Dr Buffer Adapter

SP39615

1/2" DR INSERT SOCKET BIT SET 22 PIECE

CONTENTS

- Inhex Long Sockets - 5, 6, 7, 8, 10 & 12mm
- Torx Long Sockets - T40, T45, T50, T55, T60 & T70
- Ribe Long Sockets - M8, M9, M10, M12, M13 & M14
- Spline Long Sockets - M8, M10, M12 & M14

- Ideal for applications where specialised Inhex, Torx, Ribe or Spline bits are required
- 6" extra long shafts ensures easy access to hard to reach fasteners
- Tough polish finishes provide for an easy clean-up
- Knurling on sockets allows for improved grip, especially useful in oily/greasy conditions
- Chrome Vanadium Steel (S2) for high durability
- Meets & exceeds international ANSI & DIN standard



COMPACT BIT SETS & ACCESSORIES



SP39600

1/4" HEX RATCHET BIT DRIVER COMPACT LOW PROFILE

- Compact, low profile ratchet driver perfect for tight work spaces and close quarters
- Reversible ratcheting mechanism delivers smooth fastening and unfastening
- Chrome Vanadium Steel (Cr-V) for high durability



SP39609

BIT SET 30 PIECE

CONTENTS

- Set includes Metric & SAE Hex bits and Torx bits
- Bit set comes with a holder for better organisation
- Chrome Vanadium Steel (S2) for high durability
- Hardened and tempered with a shot blast finish

- Metric Hex Bits (10pc) - 1.5, 2, 2.5, 3, 4, 5, 5.5, 6, 6.5 & 7mm
- SAE Hex Bits (10pc) - 1/16, 5/64, 3/32, 7/64, 1/8, 9/64, 5/32, 3/16, 7/32 & 1/4"
- Torx Bits (10pc) - T8, T10, T15, T20, T25, T27, T30, T35, T40 & T45

CONTINUED **COMPACT BIT SETS & ACCESSORIES**

SP39608

1/4" HEX RATCHET BIT DRIVER SET COMPACT LOW PROFILE

CONTENTS

- Ratchet Bit Driver
- Phillips Bits: #1, #2 & #3
- Slotted Bits: 4.5 & 7mm
- Torx Bits: T15 & T20
- 1 x Bit Holder Rail

- Compact, low profile ratchet driver perfect for tight work spaces and close quarters
- Reversible ratcheting mechanism delivers smooth fastening and unfastening
- Set includes Phillips, Slotted & Torx bits



- Bit set comes with a holder for better organisation
- Hardened and tempered with a shot blast finish
- Chrome Vanadium Steel (S2) for high durability

SP39605

FINGER TIP RATCHET/SOCKET SET EXTREME COMPACT - LOW PROFILE

CONTENTS

- 10mm Low Profile Ratchet
- 13mm Low Profile Ratchets
- 1/4" Dr x 10mm Quick Release Adapter
- 3/8" Dr x 13mm Quick Release Adapter
- 10mm 1/4" Hex Bit Adapter

- Compact, low profile 10 & 13mm finger ratchet drivers perfect for loosening/tightening bolts and nuts in tight work spaces and close quarters
- Specially strengthened ratchet gear teeth to sustain maximum applied torque
- Precision ratcheting mechanism delivers smooth fastening and unfastening
- Flip ratchets over for reverse function
- Quick release adapters converts finger ratchet to a compact ratchet handle for 1/4" Dr or 3/8" Dr Sockets
- Spring loaded ball bearing with quick release mechanism ensures sockets stay secure
- Bit adapter converts finger ratchet into a compact, low profile ratchet screwdriver
- Chrome Vanadium Steel (Cr-V) for high durability
- Tough triple chrome finish



Perfect set for reaching sockets and screws in extremely difficult to reach, tight and confined areas.



MINI WRENCH BIT SETS LOW PROFILE - DIAMOND COATED TIPS 7 PIECE



DIAMOND
COATED TIPS

- Access screws in extremely low clearance areas that are normally impossible to reach with regular screwdrivers without major disassembly
- Ideal for use behind dashboards and inside electronics
- Industrial grade diamond coated tips provide more grip and increase torsional performance thus reducing the possibility of the bits slipping from the screw recess
- Coating provides protection against cam-out and greatly increases the chances of removing partially stripped screw heads
- Flat, high grade aluminium handles - 108mm Long
- Set includes a heavy duty canvas storage pouch



AVAILABLE IN 2 OPTIONS

SP39650

SLOTTED & PHILLIPS

- Slotted - 4.8mm, 6.35mm & 8.0mm
- Phillips - #0, #1, #2 & #3

SP39660

TORX

- Torx - T10, T15, T20, T25, T27, T30 & T40

HALF FLEXIBLE BITS OR SOCKET HOSE CLIP NUT DRIVERS

HALF FLEXIBLE HOSE CLIP NUT DRIVERS

AVAILABLE IN 2 OPTIONS



- Ideal for trouble free installation and removal of most modern hose clamps
- 12" long hose clip driver with a 6.5" long flexible shaft
- Allows access to hard to reach hose clamps
- Twin knurled rotating finger grip on flex shaft for quick and easy installation/removal of screws
- Spring loaded ball bearing holds bit securely
- Ergonomic handle for comfort and superior grip

SP30861

1/4" HEX BIT SET 11 PIECE

SET INCLUDES

- Half Flexible Driver with 1/4" Hex Bit End - 24"
- Phillips Bits: #1, #2, PZ1 & PZ2
- Slotted Bits: 4 & 5mm
- Torx Bits: T20, T25, T30 & T40
- 1 x Bit Holder Rail



SP30862

1/4"DR SOCKET SET 6 PIECE

SET INCLUDES

- Half Flexible Driver with 1/4"Dr end - 24"
- 5, 6, 7, 8, 10mm Sockets
- 1 x Socket Rail



IMPACT DRIVER BIT SETS

SP34030

IMPACT DRIVER BIT SET 13 PIECE

CONTENTS

- Impact Driver
- 4 x Slotted Bits - 5, 6, 8 & 9mm
- 4 x Phillips Bits - #1, #2, #3 & #4
- 4 x Inhex Bits - 4, 5, 6 & 8mm
- Metal case



- Impact drive handle loosens rusted or seized screws, nuts and bolts with ease
- Set includes Phillips, Slotted & Inhex bits
- Hardened and tempered with a shot blast finish bits

- Durable metal storage case
- Chrome Vanadium Steel (S2) for high durability

SP34035

IMPACT DRIVER BIT SET 1/2"DR HEAVY DUTY 10 PIECE

CONTENTS

- Impact Handle
- 4 x Phillips Bits - #2x1-3/8", #2x3-1/8", #3x1-3/8" & #3x3-1/8"
- 4 x Slotted Bits - 5/16x1-3/8", 5/16x3-1/8", 3/8x1-3/8" & 3/8x3-1/8"
- Bit Holder has 1/2" & 5/16" Hex for Phillips and Slotted Bits

- Use with a hammer to loosen rusted or seized screws, nuts and bolts with ease
- Set includes Phillips & Slotted bits
- Hardened and tempered with a shot blast finish bits
- Durable metal storage case
- Chrome Vanadium Steel (S2) for high durability



2-IN-1 ROTATABLE RATCHET DRIVER SET

90° ROTATABLE RATCHET DRIVER:

- Head swivels and locks to 90° for hard to reach applications
- On-board storage of bits
- Removable Socket-to-Bit Adapter
- Full metal gearbox

ON-BOARD BIT STORAGE

INDUSTRIAL QUALITY

FORWARD & REVERSE WITH SPINDLE LOCK

ROTATES & LOCKS TO 90°

2-IN-1 SOCKET/BIT ADAPTER:

DESIGNED FOR QUICK CHANGES BETWEEN SOCKETS AND BITS

SLIDE

SOCKET ADAPTER

BIT ADAPTER

- Converts from 1/4" square drive to 1/4" hex drive - Sockets and bits can easily be changed via a push-pull mechanism. Pull the sleeve down to expose the 1/4" drive socket holder, and push the sleeve back up to expose the 1/4" Hex receptor.

SP39630

2-IN-1 ROTATABLE RATCHET DRIVER SET 1/4" BIT SET 9 PIECE

SET INCLUDES
Rotatable Ratchet Driver
Socket to Bit Adapter

- Bit Set: 7pc
- Phillips Bits - #1, #2 & #3
 - Hexagon Bits - 4mm
 - Slotted Bits - 6mm
 - Torx Bits - T10 & T30



SP39635

2-IN-1 ROTATABLE RATCHET DRIVER SET 1/4" BIT SET & SOCKET RAIL SET 16 PIECE

SET INCLUDES
Rotatable Ratchet Driver
Socket to Bit Adapter

- Bit Set: 7pc
- Phillips Bits - #1, #2 & #3
 - Hexagon Bits - 4mm
 - Slotted Bits - 6mm
 - Torx Bits - T10 & T30

1/4" Dr 6pt Socket Rail: 7pc
• 4, 5, 6, 7, 8, 9 & 10mm



QUICK CHANGE SOCKET TO BIT ADAPTERS

DESIGNED FOR QUICK CHANGES BETWEEN SOCKETS & BITS



SLIDE

SOCKET ADAPTER

BIT ADAPTER



SP39515

2-IN-1 SOCKET/BIT ADAPTER 1/4" DR & 1/4" HEX

- Converts from 1/4" square drive to 1/4" hex drive - Sockets and bits can easily be changed via a push-pull mechanism. Pull the sleeve down to expose the 1/4" drive socket holder, and push the sleeve back up to expose the 1/4" Hex receptor.
- Spring loaded ball bearings hold sockets or bits firmly in place

SLIDE

UNIVERSAL RANGE

15° TO 20°



SLIDE

SOCKET ADAPTER

BIT ADAPTER



SP39518

2-IN-1 UNIVERSAL SOCKET/BIT ADAPTER 1/4" DR & 1/4" HEX

- Converts from 1/4" square drive to 1/4" hex drive - Sockets and bits can easily be changed via a push-pull mechanism. Pull the sleeve down to expose the 1/4" drive socket holder, and push the sleeve back up to expose the 1/4" Hex receptor
- Spring loaded ball bearings hold sockets or bits firmly in place
- Slide the push-pull universal lock mechanism up to allow for 15 to 20° universal range, ideal for difficult to reach applications.

➤ HEX & TORX KEYS

HEAVY DUTY KEY SETS

The SP Tools range of hex keys and Torx keys are designed to suit both automotive technicians and the industrial fitter. With sizes from 1.27mm to 36mm, we have a hex key for almost every application

HEX & TORX KEY SETS

KEY SETS - COLOUR CODED 9 PIECE

- Available in Metric, SAE & Tamper Proof Torx
- Chrome Vanadium Steel (Cr-V) Keys
- Hardened and tempered for strength and durability
- Double ended
- Chemically blackened

AVAILABLE IN 3 OPTIONS

BALL DRIVE ON METRIC & SAE SETS
Allows for angled reach to awkward fasteners



SP34501

METRIC - BALL DRIVE

- 1.5, 2, 2.5, 3, 4, 5, 6, 8 & 10mm Hex Keys
- Organiser



SP34502

SAE - BALL DRIVE

- 1/16", 5/64", 3/32", 1/8", 5/32", 3/16", 1/4", 5/16" & 3/8" Hex Keys
- Organiser



SP34507

TAMPER PROOF TORX

- T10, T15, T20, T25, T27, T30, T40, T45 & T50 Torx Keys
- Organiser



KEY SETS - CHROME STUBBY - COLOUR CODED 9 PIECE

- Available in Metric, SAE & Torx
- Colour coded holders
- Chrome Vanadium Steel (Cr-V) Keys
- Hardened and tempered
- Double ended

AVAILABLE IN 3 OPTIONS

STUBBY DESIGN

BALL DRIVE ON METRIC & SAE SETS
Allows for angled reach to awkward fasteners



SP34531

METRIC - BALL DRIVE

- 1.5, 2, 2.5, 3, 4, 5, 6, 8 & 10mm Hex Keys
- Organiser



SP34532

SAE - BALL DRIVE

- 1/16", 5/64", 3/32", 1/8", 5/32", 3/16", 1/4", 5/16" & 3/8" Hex Keys
- Organiser



SP34537

TORX

- T10, T15, T20, T25, T27, T30, T40, T45 & T50 Torx Keys
- Organiser



CONTINUED **HEX & TORX KEY SETS**

KEY SETS - COLOUR CODED 888 SERIES - LONG 9 PIECE

- Available in Metric, SAE, Torx & Tamper Proof Torx
- Chrome Vanadium Steel (Cr-V) Keys
- Hardened and tempered for strength and durability
- Double ended

AVAILABLE IN 4 OPTIONS

BALL DRIVE ON METRIC & SAE SETS
Allows for angled reach to awkward fasteners

**888
SERIES**

T834511

METRIC - BALL DRIVE

- 1.5, 2, 2.5, 3, 4, 5, 6, 8 & 10mm Hex Keys
- Organiser



T834512

SAE - BALL DRIVE

- 1/16, 5/16, 3/32, 1/8, 5/32, 3/16, 1/4, 5/16 & 3/8" Hex Keys
- Organiser



T834517

TORX

- T10, T15, T20, T25, T27, T30, T40, T45 & T50 Torx Keys
- Organiser



T834518

TAMPER PROOF TORX

- T10, T15, T20, T25, T27, T30, T40, T45 & T50 Tamper Proof Torx Keys
- Organiser



MAGNETIC HEX & TORX KEY SETS

KEY SETS - CHROME MAGNETIC 9 PIECE

- Available in Metric, SAE & Torx
- Magnetic tips
- Chrome Vanadium Steel (Cr-V) Keys
- Hardened and tempered for strength and durability
- Double ended

AVAILABLE IN 3 OPTIONS

BALL DRIVE ON METRIC & SAE SETS
Allows for angled reach to awkward fasteners

MAGNETIC TIPS

On selected sizes only *



SP34511

METRIC - BALL DRIVE

- 1.5, 2, 2.5, 3, 4, 5, 6, 8 & 10mm Hex Keys
- Organiser



SP34512

SAE - BALL DRIVE

- 1/16", 5/64", 3/32", 1/8", 5/32", 3/16", 1/4", 5/16" & 3/8" Hex Keys
- Organiser



SP34517

TORX

- T10, T15, T20, T25, T27, T30, T40, T45 & T50 Torx Keys
- Organiser



HEX KEY SETS - CHROME MAGNETIC 13 PIECE

- Available in Metric & SAE
- Magnetic tips
- Chrome Vanadium Steel (Cr-V) Keys
- Hardened and tempered for strength and durability
- Double ended

AVAILABLE IN 2 OPTIONS

BALL DRIVE ON METRIC & SAE SETS
Allows for angled reach to awkward fasteners

MAGNETIC TIPS

On selected sizes only *



SP34521

METRIC - BALL DRIVE

- 1.27, 1.5, 2, 2.5, 3, 4, 4.5, 5, 5.5, 6, 7, 8 & 10mm Hex Keys
- Organiser



SP34522

SAE - BALL DRIVE

- 0.05, 1/16", 5/64", 3/32", 7/64", 1/8", 9/64", 5/32", 3/16", 7/32, 1/4", 5/16" & 3/8" Hex Keys
- Organiser



MAGNETIC HEX KEY SETS - JUMBO

HEX KEY SETS - CHROME MAGNETIC - JUMBO 13 PIECE

- Available in Metric & SAE
- Magnetic tips
- Chrome Vanadium Steel (Cr-V) Keys
- Hardened and tempered
- Double ended

AVAILABLE IN 2 OPTIONS

SP34526

METRIC - BALL DRIVE

- 2, 2.5, 3, 4, 5, 6, 7, 8, 10, 12, 14, 17 & 19mm Jumbo Hex Keys
- Organiser

MAGNETIC TIPS

On selected sizes only *



BALL DRIVE ON METRIC & SAE SETS
Allows for angled reach to awkward fasteners



SP34527

SAE - BALL DRIVE

- 1/16", 5/64", 3/32", 1/8", 5/32", 3/16", 1/4", 5/16", 3/8", 1/2", 9/16", 5/8" & 3/4" Jumbo Hex Keys
- Organiser



T-HANDLE KEY SETS

T-HANDLE KEY SETS COLOUR CODED 8 PIECE



- Available in Metric, SAE & Torx
- Colour coded for easy identification
- Chrome Vanadium Steel (Cr-V) blade
- Hardened and tempered for strength and durability
- Easy grip comfort handle for maximum torque & reduced hand fatigue
- Double ended
- Metal storage stand can be mounted on the wall or workbench

AVAILABLE IN 3 OPTIONS

SP34705

METRIC

- 2, 2.5, 3, 4, 5, 6, 8 & 10mm

SP34706

SAE

- 5/64", 3/32", 1/8", 5/32", 3/16", 1/4", 5/16" & 3/8"

SP34708

TORX

- T8, T10, T15, T20, T25, T30, T40 & T50



ALSO AVAILABLE INDIVIDUALLY

T-HANDLE KEYS METRIC

COLOUR CODED



SIZE	MODEL
2mm	SP34721
2.5mm	SP34722
3mm	SP34723
4mm	SP34724
5mm	SP34725
6mm	SP34726
8mm	SP34727
10mm	SP34728



T-HANDLE KEYS SAE

COLOUR CODED



SIZE	MODEL
5/64"	SP34751
3/32"	SP34752
7/64"	SP34753
1/8"	SP34754
9/64"	SP34755
5/32"	SP34756
3/16"	SP34757
7/32"	SP34758
1/4"	SP34759
5/16"	SP34760
3/8"	SP34761



T-HANDLE KEYS TORX

COLOUR CODED



SIZE	MODEL
T8	SP34860
T10	SP34861
T15	SP34862
T20	SP34863
T25	SP34864
T27	SP34868
T30	SP34865
T40	SP34866
T50	SP34867



CONTINUED T-HANDLE KEY SETS



T-HANDLE KEY SETS 888 SERIES 8 PIECE

- Available in SAE & Torx
- Chrome Vanadium Steel (Cr-V) blades
- Easy grip comfort handle for maximum torque & reduced hand fatigue
- Double ended



AVAILABLE IN 2 OPTIONS

T834706

SAE - BALL DRIVE

- SAE: 5/64", 3/32", 1/8", 5/32", 3/16", 1/4", 5/16" & 3/8"



T834708

TORX


- T10, T15, T20, T25, T27, T30, T40 & T45



SLIDING T-HANDLE KEY SET

3 SIDED HEX
ENDS

FULL STEEL
DESIGN



SP34710

T-HANDLE KEY SET SLIDING - METRIC 8 PIECE

SET INCLUDES

- 2.5, 3, 4, 5, 6, 7, 8 & 10mm

- T-Handle design with hex key fittings on all three ends for quick and easy operation
- High quality Chrome Vanadium Steel (Cr-V) blades
- Hardened and tempered for strength and durability
- T-Handle fitted with sliding cross bars with multiple locking positions for better accessibility in hard to reach areas and providing additional leverage
- Burnished tips and chrome finish



ALSO AVAILABLE INDIVIDUALLY



T-HANDLE KEYS SLIDING - METRIC

SIZE	MODEL
2.5mm	SP34770
3mm	SP34771
4mm	SP34772
5mm	SP34773
6mm	SP34774
7mm	SP34775
8mm	SP34776
10mm	SP34777



FOLDING KEY SETS

FOLDING KEY SETS MAGNETIC

- All Hex keys fold away into the handle for easy and convenient storage
- Handle acts as an extension to the hex key for greater torque
- Magnetic tips
- Chrome Vanadium Steel (Cr-V) blades
- Hardened and tempered for strength and durability
- Easy grip comfort handle for maximum torque & reduced hand fatigue

AVAILABLE IN 3 OPTIONS

SP34561

METRIC - BALL DRIVE 9 PIECE

- 1.5, 2, 2.5, 3, 3.5, 4, 4.5, 5 & 6mm Hex Keys



SP34562

SAE - BALL DRIVE 8 PIECE

- 1/16", 5/64", 3/32", 1/8", 9/64", 5/32", 3/16" & 1/4"



SP34567

TORX 7 PIECE

- T10, T15, T20, T25, T27, T30 & T40 Torx Keys



BALL DRIVE ON METRIC
& SAE SETS
Allows for angled reach
to awkward fasteners

FOLDING KEY SETS CONTINUED

FOLDING KEY SETS - 888 SERIES MAGNETIC

- All Hex keys fold away into the handle for easy and convenient storage
- Handle acts as an extension to the hex key for greater torque
- Magnetic tips
- Chrome Vanadium Steel (Cr-V) blades
- Hardened and tempered for strength and durability
- Heavy Duty handle for maximum torque



AVAILABLE IN 3 OPTIONS

T834561

METRIC 9 PIECE

- 1.5, 2, 2.5, 3, 4, 5, 6, 8 & 10mm Hex Keys



T834562

SAE 8 PIECE

- 1/16, 5/64, 3/32, 1/8, 5/32, 3/16, 1/4 & 5/16"



T834567

TORX 7 PIECE

- T10, T15, T20, T25, T27, T30 & T40 Torx Keys



HEX KEY SET IN STORAGE WALLET



T834541

HEX KEY SET IN WALLET 888 SERIES - SAE & METRIC 25 PIECE

SAE LONG ARM:

- 1/16, 5/64, 3/32, 7/64, 1/8, 9/64, 5/32, 3/16, 7/32, 1/4, 5/16 & 3/8"

METRIC SHORT ARM:

- 1.5, 2, 2.5, 3, 4, 4.5, 5, 5.5, 6, 7, 8, 9 & 10mm



- Chrome Vanadium Steel (Cr-V) blades
- Precisely-sized, chamfered ends insert smoothly into fastener head
- Hardened and tempered for strength and durability

- Long arm keys provide extra reach and greater torque
- Keys housed in organiser/storage wallet
- Sizes clearly marked on wallet for fast size selection

HEX KEYS

- Hex ended - 2 way function
- Long series
- Chrome Vanadium Steel (Cr-V)
- Packs of 5, 2, or 1 Hex Keys (size dependant)

HEX KEYS - CHROME METRIC - LONG SERIES

SIZE	PACK OF	MODEL
1.27mm	5	SP34901
1.5mm	5	SP34902
2mm	5	SP34903
2.5mm	5	SP34904
3mm	5	SP34905
4mm	5	SP34907
5mm	5	SP34909
6mm	5	SP34911
7mm	5	SP34912
8mm	5	SP34913
10mm	5	SP34915

SIZE	PACK OF	MODEL
12mm	2	SP34916
14mm	2	SP34917
17mm	2	SP34918
19mm	2	SP34919
22mm	1	SP34920
24mm	1	SP34921
27mm	1	SP34922
30mm	1	SP34923
32mm	1	SP34924
36mm	1	SP34925

HEX KEYS - CHROME SAE - LONG SERIES

SIZE	PACK OF	MODEL
0.05	5	SP34951
1/16"	5	SP34952
5/64"	5	SP34953
3/32"	5	SP34954
7/64"	5	SP34955
1/8"	5	SP34956
9/64"	5	SP34957
5/32"	5	SP34958
3/16"	5	SP34959
7/32"	5	SP34960

SIZE	PACK OF	MODEL
1/4"	5	SP34961
5/16"	5	SP34962
3/8"	5	SP34963
7/16"	2	SP34964
1/2"	2	SP34965
9/16"	2	SP34966
5/8"	2	SP34967
3/4"	2	SP34968
7/8"	1	SP34969
1"	1	SP34970

- Ball Drive allows for angled reach to awkward fasteners
- Hex ended - 2 way function
- Chrome Vanadium Steel (Cr-V)
- Packs of 5

HEX KEYS - BLACK METRIC - BALL DRIVE

SIZE	PACK OF	MODEL
1.5mm	5	SP34602
2mm	5	SP34603
2.5mm	5	SP34604
3mm	5	SP34605
4mm	5	SP34607

SIZE	PACK OF	MODEL
5mm	5	SP34609
6mm	5	SP34611
8mm	5	SP34613
10mm	5	SP34615

HEX KEYS - BLACK SAE - BALL DRIVE

SIZE	PACK OF	MODEL
1/16"	5	SP34652
5/64"	5	SP34653
3/32"	5	SP34654
1/8"	5	SP34656
5/32"	5	SP34658

SIZE	PACK OF	MODEL
3/16"	5	SP34659
1/4"	5	SP34661
5/16"	5	SP34662
3/8"	5	SP34663

TORX KEYS

- Torx ended - 2 way function
- Chrome Vanadium Steel (Cr-V)
- Packs of 5

TORX KEYS - BLACK

SIZE	PACK OF	MODEL
T10	5	SP34681
T15	5	SP34682
T20	5	SP34683
T25	5	SP34684

SIZE	PACK OF	MODEL
T30	5	SP34686
T40	5	SP34687
T45	5	SP34688
T50	5	SP34689

TORX KEYS - CHROME

SIZE	PACK OF	MODEL
T9	5	SP34980
T10	5	SP34981
T15	5	SP34982
T20	5	SP34983
T25	5	SP34984

SIZE	PACK OF	MODEL
T27	5	SP34985
T30	5	SP34986
T40	5	SP34987
T45	5	SP34988
T50	5	SP34989

07

PLIERS & CUTTERS

THE TRUE NATURE OF PLIERS AND CUTTERS IS TO INCREASE THE ABILITY TO HOLD AND OR CUT A CERTAIN MATERIAL. AT SP WE PRIDE OURSELVES ON DELIVERING A TOOL THAT DOES THIS WITH A MINIMUM OF EFFORT AND A PERFECT RESULT.



SUB-CATEGORIES:

PLIERS & CUTTER SETS	170
INDIVIDUAL PLIERS & CUTTERS	171
LONG HANDLE PLIERS	173
PINCERS & NIPPERS	173
MULTIGRIPS	174
CIRCLIP PLIERS	175
LOCKING PLIERS	176
SNIPS	178
HOLE PUNCH PLIERS	179
SAFETY WIRE PLIERS	179

PLIERS & CUTTERS

- High Leverage for extra power
- Precision Cutting and gripping blades
- Induction hardened cutting edges



PLIERS/CUTTER SETS



- Forged chrome Vanadium (Cr-V) Steel blades for increased strength and durability
- High leverage allows effortless extended use

- Precision induction hardened cutting edges
- Non-slip cushion comfort grips
- (8")

SP32903

PLIER/CUTTER SET HIGH LEVERAGE 3 PIECE

CONTENTS

- Combination Pliers - 8"
- Long Nose Pliers - 8"
- Diagonal Cutters - 8"



- Forged chrome Vanadium (Cr-V) Steel blades for increased strength and durability
- Induction hardened cutting edges

- Insulated grip handles – 1000V VDE
- Ergonomical and comfortable handles featuring slip guards for added safety

SP32909

PLIER/CUTTER SET VDE INSULATED 3 PIECE

CONTENTS

- Combination Pliers - 8"
- Long Nose Pliers - 8"
- Diagonal Cutters - 7"



1000V



- Heavy duty forged alloy steel blades
- Hardened heat treated jaws
- High leverage allows effortless extended use

- Ergonomical and comfortable handles featuring slip guards for added safety
- (8")

T832903

PLIER/CUTTER SET 888 SERIES 3 PIECE

CONTENTS

- Combination Pliers - 8"
- Long Nose Pliers - 8"
- Diagonal Cutters - 8"



T832904

PLIER/CUTTER SET 888 SERIES 4 PIECE

CONTENTS

- Combination Pliers - 8"
- Long Nose Pliers - 8"
- Diagonal Cutters - 8"
- Multigrips - 10"



- Heavy duty forged alloy steel blades
- Hardened heat treated jaws
- High leverage allows effortless extended use

- Ergonomical and comfortable handles
- Multigrips feature multiple jaw position for heavier and varied gripping applications

MINI PLIERS/CUTTER SETS



SP32901

PLIER/CUTTER SET MINI 4 PIECE

CONTENTS

- Long Nose Pliers - 5"
- Combination Pliers - 4.5"
- Diagonal Cutters - 4.5"
- End Cutters - 4.5"

- Forged chrome Vanadium (Cr-V) Steel blades for increased strength and durability
- Precision induction hardened cutting edges
- Non-slip cushion comfort grips
- Spring handle allows for reduced and fatigue easy operation



T832900

PLIER/CUTTER SET 888 SERIES 3 PIECE

CONTENTS

- Flat Nose Pliers - 5"
- Long Nose Pliers - 5"
- Diagonal Cutters - 4.5"

- Heavy duty forged alloy steel blades
- Hardened heat treated jaws
- High leverage allows effortless extended use
- Ergonomical and comfortable handles
- Spring handle allows for reduced and fatigue easy operation

INDIVIDUAL PLIERS & CUTTERS

- Forged chrome Vanadium (Cr-V) Steel blades for increased strength and durability
- High leverage allows effortless extended use

- Precision induction hardened cutting edges
- Non-slip cushion comfort grips




COMBINATION PLIERS HIGH LEVERAGE

SIZE	MODEL
7"	SP32007
8"	SP32008



LONG NOSE PLIERS HIGH LEVERAGE

SIZE	MODEL
6"	SP32106
8"	SP32108




BENT NOSE PLIERS HIGH LEVERAGE

SIZE	MODEL
8"	SP32158

INDIVIDUAL PLIERS & CUTTERS CONTINUED

- Forged chrome Vanadium (Cr-V) Steel blades for increased strength and durability
- High leverage allows effortless extended use

- Precision induction hardened cutting edges
- Non-slip cushion comfort grips



DIAGONAL CUTTERS HIGH LEVERAGE

SIZE	MODEL
6"	SP32206
7"	SP32207
8"	SP32208



CABLE CUTTERS HIGH LEVERAGE

SIZE	MODEL
8"	SP32258



DIAGONAL CUTTERS FLUSH CUT

SIZE	MODEL
5"	SP32203
6"	SP32204

- Heavy duty forged alloy steel blades
- Hardened heat treated jaws
- High leverage allows effortless extended use

- Ergonomical and comfortable handles featuring slip guards for added safety



COMBINATION PLIERS 888 SERIES

SIZE	MODEL
8"	T832008



LONG NOSE PLIERS 888 SERIES

SIZE	MODEL
8"	T832108



DIAGONAL CUTTERS 888 SERIES

SIZE	MODEL
7"	T832208

- Forged chrome Vanadium (Cr-V) Steel blades for increased strength and durability
- Induction hardened cutting edges

- Insulated grip handles – 1000V VDE
- Ergonomical and comfortable handles featuring slip guards for added safety



1000V



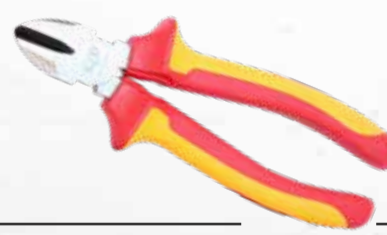
COMBINATION PLIERS VDE INSULATED

SIZE	MODEL
8"	SP32009



LONG NOSE PLIERS VDE INSULATED

SIZE	MODEL
8"	SP32109



DIAGONAL CUTTERS VDE INSULATED

SIZE	MODEL
8"	SP32209

> PLIERS LONG HANDLE

The SP range of long handled pliers make it easier to work in hard to reach places. Their unique design adds superior grip when you really need it.



LONG HANDLE PLIER SET



SP32905

PLIER SET LONG HANDLE 3 PIECE

CONTENTS

- Straight - 11"
- 45° Bent - 11"
- 90° Bent - 11"

- 23" long pliers - ideal for reaching where standard pliers will not
- Long reach for extra hard to reach and awkward areas
- Serrated jaws ensure a secure grip in any conditions
- Slip resistant cushion grips
- Chrome Vanadium Steel (Cr-V) for high durability

INDIVIDUAL LONG HANDLE PLIERS



LONG HANDLE PLIERS STRAIGHT

SIZE	MODEL
11"	SP32162



LONG HANDLE PLIERS 45° BENT

SIZE	MODEL
11"	SP32163



LONG HANDLE PLIERS 90° BENT

SIZE	MODEL
11"	SP32164

NIPPER PLIERS

- Forged chrome Vanadium (Cr-V) steel blades for increased strength and durability
- High leverage allows effortless extended use
- Non-slip vinyl grip
- Precision engineered cutting jaw
- Heavy duty pivot bolt

SP32268

CONCRETE NIPPER PLIERS 10"

SP32269

END NIPPER PLIERS 8"



> MULTIGRIPS

ADJUSTABLE JOINT PLIERS

Multigrrips are perfect for gripping surfaces like pipes and damaged fasteners. Their extra leverage means you require a minimum of hand force to get the job done.



MULTIGRIP PLIER SETS & INDIVIDUAL PLIERS



SP32910

MULTIGRIPS SET HIGH LEVERAGE 3 PIECE

SET INCLUDES

- Multigrrips Pliers - (6")
- Multigrrips Pliers - (9")
- Multigrrips Pliers - (12")

- Forged Chrome Molybdenum (Cr-Mo) Steel
- High leverage allows for effortless extended use
- Multiple jaw position for heavier and varied gripping applications

ALSO AVAILABLE INDIVIDUALLY

MULTIGRIPS HIGH LEVERAGE

SIZE	MODEL
6"	SP32401
9"	SP32402
12"	SP32403



LOCK BAR

Finger guard lock bar ensures you don't get your fingers caught

T832910

MULTIGRIPS SET 888 SERIES 2 PIECE

CONTENTS

- Multigrrips Pliers - (10")
- Multigrrips Pliers - (12")

- Forged alloy steel
- Hardened heat treated jaws
- High leverage allows for effortless extended use
- Multiple jaw position for heavier and varied gripping applications



> CIRCLIP PLIERS

SNAP RING PLIERS

Heavy duty one piece forged arms with induction hardened tips will provide extra long life. Spring loaded heads and ergonomic designed handles make them user friendly with less chance of accidental pop off of circlip rings.



CIRCLIP PLIER SETS & INDIVIDUAL PLIERS

SP32305

4-IN-1 SNAP RING PLIER SET

4X INTERCHANGEABLE HEADS

- Internal straight
- Internal bent
- External straight
- External bent

- 6" long plier with 4x interchangeable heads
- Compact, lightweight and portable
- Ergonomic design



ALSO AVAILABLE INDIVIDUALLY

STRAIGHT INTERNAL

SIZE	MODEL
5.5"	SP32311
7"	SP32301
10"	SP32321

BENT INTERNAL

SIZE	MODEL
5.5"	SP32313
7"	SP32303
10"	SP32323

CIRCLIP PLIER SETS 4 PIECE

SETS INCLUDE

- Straight Internal Circlip Pliers
- Bent Internal Circlip Pliers
- Straight External Circlip Pliers
- Bent External Circlip Pliers

- Available in 3 size sets: 5.5", 13" & 9.5"
- Suitable for installing and removing external and internal retaining clips
- Slim jaws for optimum access
- Chrome Vanadium Steel (Cr-V) for high durability
- Polished heads with chemically blackened tips
- Spring loaded ergonomic handles with non-slip cushion grips

SETS AVAILABLE IN 3 OPTIONS

SIZE	MODEL
5.5"	SP32931
7"	SP32932
9.5"	SP32933



ALSO AVAILABLE INDIVIDUALLY

STRAIGHT INTERNAL

SIZE	MODEL
7"	T832301

BENT INTERNAL

SIZE	MODEL
7"	T832303

CIRCLIP PLIER SET 888 SERIES 4 PIECE

SET INCLUDES

- Straight Internal - 7"
- Bent Internal Circlip Pliers - 7"
- Straight External Circlip Pliers - 7"
- Bent External Circlip Pliers - 7"

T832932



- Suitable for installing and removing external and internal retaining clips
- Slim jaws for optimum access
- Slip resistant cushion grips
- Polished heads with chemically blackened tips
- Spring loaded ergonomic handles
- 7"

STRAIGHT EXTERNAL

SIZE	MODEL
7"	T832302

BENT EXTERNAL

SIZE	MODEL
7"	T832304

LOCKING PLIERS

We offer a complete range of locking pliers for many applications, from holding steel sheet about to be welded to removing a damaged nut, we have the tool to suit.



LOCKING PLIER SETS & INDIVIDUAL PLIERS

CURVED JAW

Maximises pressure points for any bolt, nut or locking tool applications



STRAIGHT JAW

Ideal for clamping, holding flat stock, sheet metal etc. in position for cutting, assembling, drilling or welding



LONG NOSE

Long nose for easy access in extended reach applications



SP32926

LOCKING PLIER SET HIGH LEVERAGE 3 PIECE

CONTENTS

- Long Nose - 9"
- Curved Jaw - 10"
- Curved Jaw - 7"

- Non-slip jaws
- Heavy duty hardened jaws for increased gripping power
- Chrome Molybdenum Steel (Cr-Mo) for strength and durability
- Heavy duty knurled adjuster nut
- Easy quick-release lever with non-slip rubber coating

ALSO AVAILABLE INDIVIDUALLY

CURVED JAW

SIZE	MODEL
5"	SP32601
7"	SP32602
10"	SP32603

STRAIGHT JAW

SIZE	MODEL
7"	SP32612
10"	SP32613

LONG NOSE

SIZE	MODEL
6"	SP32621
9"	SP32623



T832921

LOCKING PLIER SET CURVED JAW 888 SERIES 3 PIECE

- Curved Jaw - 6"
- Curved Jaw - 8"
- Curved Jaw - 10"

- Non-slip curved jaws maximises pressure points for any bolt, nut or locking tool application
- Heavy duty hardened jaws for increased gripping power

- Heavy duty knurled adjuster nuts
- Easy quick-release levers



T832929

LOCKING PLIER SET 888 SERIES 10 PIECE

SET INCLUDES

- 2x C-Type Locking Pliers - 11"
- 2x C-Type Locking Pliers - 6"
- 1x Long Nose Locking Pliers - 9"
- 1x Long Nose Locking Pliers - 6"
- 1x Curved Jaw Locking Pliers - 9"
- 1x Curved Jaw Locking Pliers - 7"
- 2x Sheet Metal Locking Pliers - 8"

- C-Clamps - Standard jaws provide versatility for a wider range of applications
- Curved Jaw - maximises pressure points for any bolt, nut or locking tool applications
- Long Nose - Long nose for easy access in extended reach applications
- Sheet Metal - Ideal for upholstery work. Bending, forming and crimping sheet metal.
- Heavy duty hardened jaws for increased gripping power
- Ergonomical non-slip rubber handles
- Heavy duty knurled adjuster nut
- Easy quick-release lever
- Includes heavy duty canvas pouch with hanging hooks



C-CLAMP LOCKING PLIERS

AVAILABLE IN STANDARD AND SWIVEL PAD

- Powerful non-slip locking grip
- Large, high clearance jaws for greater versatility
- Chrome Molybdenum steel for strength and durability
- Heavy duty knurled fine adjuster nut
- Soft grip coated quick-release trigger

STANDARD

SIZE	MODEL
6"	SP32650
11"	SP32651
18"	SP32653



POWERFUL
NON-SLIP GRIP

HIGH CLEARANCE
JAWS



SWIVEL PADS

SIZE	MODEL
6"	SP32655
11"	SP32656
15"	SP32657
18"	SP32658

Swivel Pads on clamp tips
for uneven surfaces and
odd angles



LOCKING PLIERS SHEET METAL

SIZE	MODEL
8"	SP32640



- Wide jaws for extra grip
- Chrome Molybdenum steel for strength and durability
- Heavy duty knurled adjuster nut
- Easy quick-release lever

LOCKING PLIERS WELDING CLAMP

SIZE	MODEL
9"	SP32645



- Heavy duty non-slip jaws
- Chrome Molybdenum steel for strength and durability
- Heavy duty knurled adjuster nut
- Easy quick-release lever

> AVIATION SNIPS

HEAVY DUTY TIN SNIPS

Heavy duty chrome moly serrated blades make SP's range of aviation snips the perfect tool for the professional

AVIATION SNIPS

AVIATION SNIPS HEAVY DUTY - COLOUR CODED

AVAILABLE IN RIGHT, STRAIGHT & LEFT CUT

- Heavy duty forged chrome molybdenum (Cr-Mo) blades for increased strength and durability
- High leverage allows effortless extended use
- Non-slip serrated blades
- Spring-loaded ergonomical non-slip grip handles
- Steel locking latch automatically releases with the squeeze of the handles
- Cuts up to 16 Gauge steel (1.2mm)

TYPE	MODEL	
RIGHT CUT (GREEN)	SP32261	10"
STRAIGHT CUT (YELLOW)	SP32262	
LEFT CUT (RED)	SP32263	



AVIATION SNIPS - OFFSET

AVIATION SNIPS - OFFSET HEAVY DUTY - COLOUR CODED

AVAILABLE IN RIGHT & LEFT CUT

- Heavy duty forged chrome molybdenum (Cr-Mo) blades for increased strength and durability
- Offset head design for easier cuts along longer work pieces
- High leverage allows effortless extended use
- Non-slip serrated blades
- Spring-loaded ergonomical non-slip grip handles
- Steel locking latch automatically releases with the squeeze of the handles
- Cuts up to 16 Gauge steel (1.2mm)

TYPE	MODEL	
RIGHT CUT (GREEN)	SP32264	10"
LEFT CUT (RED)	SP32265	



AVIATION LONG SNIPS

SP32260

AVIATION LONG SNIPS HEAVY DUTY - STRAIGHT CUT 12"

- Heavy duty forged chrome molybdenum (Cr-Mo) blades for increased strength and durability
- Extended cutting blade allows for a longer distance per cut than standard length blades
- High leverage allows effortless extended use
- Non-slip serrated blades
- Spring-loaded ergonomic non-slip grip handles
- Steel locking latch automatically releases with the squeeze of the handles

LONG SERRATED
JAWS



Cuts up to 16 Gauge steel (1.2mm)



INDUSTRIAL SHEARS

SP32267

INDUSTRIAL SHEARS/SCISSORS 7"

- Heavy duty, industrial quality stainless steel serrated edge blades for increased cutting capacity
- Ideal for multiple applications, from thin wire to Kevlar®
- High leverage allows effortless extended use
- Non-slip serrated blades
- Rounded points for extra safety
- Spring-loaded action provides responsive snipping action
- Ergonomical non-slip grip handles
- Steel locking latch keeps shears safe and secure

INCLUDES PROTECTIVE
SAFETY COVER



E-RING TOOLS

SP32380

E-RING TOOL KIT

- Composite handle with interchangeable heads
- Suitable for fast removal and installation of E-Rings without damage
- Reversible blades hold E-Ring in place for easy installation

SIZES INCLUDED
• 6, 7, 8 & 9mm



T832440

HOLE PUNCH PLIER 888 SERIES

- Revolving punch pliers for producing holes in gasket material or leather products
- Punch indexes and locks in position
- Comfortable handle for easy grip
- Length: 8"

PUNCH SIZES

2.0 / 2.5 / 3.0 / 3.5 /
4.0 / 4.5mm diameter



SAFETY WIRE TWISTING PLIERS

SP32597

SAFETY WIRE TWISTING PLIERS REVERSIBLE - 6"

- Allows for perfect safety wiring of grips, sump plugs, axle nuts etc.
- Easily switch from clockwise to counter clockwise
- Reversing mechanism features a position lock and stays engaged under all conditions
- Auto spring return

UNIQUE JAW DESIGN
Eliminates cuts and nicks in wire



08

STRIKING, CUTTING & FASTENING

THE MODERN PROFESSIONAL HAMMER SHOULD OFFER THE USER A RANGE OF FUNCTIONS. AT SP WE HAVE A COMPLETE PROGRAM FROM THE BASIC STEEL AND HICKORY COMBINATION RIGHT THROUGH TO TECHNOLOGY LEADING NANO FIBERS AND SYNTHETICS.



SUB-CATEGORIES:

HAMMERS	182
DUAL HEAD DEAD BLOW HAMMERS	184
RUBBER MALLETS	185
PANEL BEATING SET	185
CHISELS & PUNCHES	186
INDIVIDUAL CHISELS & PUNCHES	186
KNIVES	188
MULTIFUNCTION TOOLS	189
FILES	189
HACKSAWS	189
HSS DRILL BIT SETS	190
HSS STEP DRILL BIT SETS	190
CARBIDE BURRS	190
DEBURRING TOOLS	191
NUTSERT GUNS	191
RIVETERS	192

> HAMMERS

HEAVY DUTY BALL PEIN, CLAW,
DEAD BLOW, SLEDGE, DUAL HEAD
& RUBBER MALLETS

HAMMERS

BALL PEIN HAMMER TOM THUMB

SIZE	MODEL
227g / 8oz / .5lbs	SP30189



- Ideal for applications where space is limited
- Superior performance and comfort
- Hardened and tempered carbon steel striking heads
- Durable nanofiber handle for strength and shock reduction
- Non-slip rubber grip for ultimate control and comfort

BALL PEIN HAMMER ONE PIECE - ANTIVIBRATION

SIZE	MODEL
454g / 16oz / 1lb	SP30185
680g / 24oz / 1.5lbs	SP30186
907g / 32oz / 2lbs	SP30187



- One-piece hardened and tempered carbon steel hammer for extreme strength and durability
- Superior performance and comfort
- One piece antivibration head and shaft design
- Non-slip rubber grip for ultimate control and comfort

BALL PEIN HAMMER FIBREGLASS HANDLE

SIZE	MODEL
340g / 12oz / .75lbs	SP30163
454g / 16oz / 1lb	SP30167
680g / 24oz / 1.5lbs	SP30175
907g / 32oz / 2lbs	SP30183



- Superior performance and comfort
- Hardened and tempered carbon steel striking heads
- Durable nanofiber handle for strength and shock reduction
- Non-slip rubber grip for ultimate control and comfort

BALL PEIN HAMMER FIBREGLASS HANDLE

SIZE	MODEL
454g / 16oz / 1lb	T830116



- 888 Series
- Drop forged carbon steel
- Reinforced fibreglass Handle
- Ergonomically designed for comfort & safety

BALL PEIN HAMMER HICKORY HANDLE

SIZE	MODEL
227g / 8oz / .5lbs	SP30108
340g / 12oz / .75lbs	SP30112
454g / 16oz / 1lb	SP30116
680g / 24oz / 1.5lbs	SP30124



- Hardened and tempered carbon steel striking heads
- Hickory wooden handle

CLAW HAMMER FIBREGLASS HANDLE


SIZE	MODEL
567g / 20oz / 1.25lbs	T830190



- 888 Series
- Drop forged carbon steel
- Reinforced fibreglass Handle
- Ergonomically designed for comfort & safety

CLUB HAMMER FIBREGLASS HANDLE

SIZE	MODEL
1276g / 45oz / 2.8lbs	SP30335
1503g / 53oz / 3.3lbs	SP30352
1985g / 70oz / 4.3lbs	SP30370



- Multi-purpose & heavy duty
- Dual striking faces
- Hardened high quality steel head
- Superior performance and comfort
- Durable nanofiber handle for strength and shock reduction
- Non-slip rubber grip for ultimate control and comfort

CLUB HAMMER ONE PIECE - ANTIVIBRATION

SIZE	MODEL
907g / 32oz / 2lbs	SP30333
1360g / 48oz / 3lbs	SP30349
1814g / 64oz / 4 lbs	SP30365



- Multi-purpose & heavy duty
- Dual striking faces
- One-piece hardened and tempered carbon steel hammer for extreme strength and durability
- One piece antivibration head and shaft design
- Non-slip rubber grip for control and comfort

DEAD BLOW HAMMER ONE PIECE

SIZE	MODEL
454g / 16oz / 1lb	SP30216
907g / 32oz / 2lbs	SP30232
1247g / 44oz / 2.7lbs	SP30237
1361g / 48oz / 3lbs	SP30248



- Rebound dampening shot filled head - No recoil
- Controls striking force with minimal rebound from the striking surface
- Minimises damage to the struck surface
- Non sparking and non marring
- Ideal for chassis & suspension, automotive body work and hubcap fitting/removal
- Anti-slip cross pattern handle
- Heavy duty polyurethane construction

DEAD BLOW

SLEDGE HAMMER FIBREGLASS HANDLE

SIZE	MODEL
3628g / 128oz / 8lbs	SP30372
1632g / 160oz/10lbs	SP30374
5443g / 192oz /12lbs	SP30376



- Multi-purpose & heavy duty
- Heat treated head with overstrike protector
- Durable nanofiber handle for unrivalled strength and shock reduction
- Non-slip rubber grip for ultimate control and comfort

DUAL HEAD DEAD BLOW HAMMERS & REPLACEMENT HEADS

DUAL HEAD HAMMER DUAL SOFT STEEL HANDLE

SIZE	MODEL
1.3"	SP30405
1.5"	SP30415
2"	SP30425



- Soft face heads deliver a solid strike without damaging surfaces and sensitive finishes
- Offers safe blows of maximum weight and impact

- Faces are designed to wear and can be replaced
- Heavy duty steel handle
- Non-slip rubber grip for ultimate control and comfort

DEAD BLOW

DUAL HEAD HAMMER SOFT & HARD STEEL HANDLE

SIZE	MODEL
1.3"	SP30406
1.5"	SP30416
2"	SP30426



- Dual faces offer versatile use, one made of soft rubber and one made of hard plastic
- Soft face delivers a solid strike without damaging surfaces and sensitive finishes

- Offers safe blows of maximum weight and impact
- Faces are designed to wear and can be replaced
- Heavy duty steel handle
- Non-slip rubber grip for ultimate control and comfort

DEAD BLOW

DUAL HEAD HAMMER ALUMINIUM & BRASS STEEL HANDLE

SIZE	MODEL
1.3"	SP30407
1.5"	SP30417
2"	SP30427



- Aluminium and brass head
- Dual faces offer versatile use
- Ideal where a heavy blow is required combined with a relatively small striking area

- Offers safe blows of maximum weight and impact
- Faces are designed to wear and can be replaced
- Heavy duty steel handle
- Non-slip rubber grip for ultimate control and comfort

DEAD BLOW

DUAL HAMMER REPLACEMENT HEADS

SOFT

PACK OF 2 REPLACEMENT HEADS

- Faces are designed to wear and to be replaced by hand
- Easy to change



SIZE	MODEL	SUITS DUAL HEAD HAMMER
1.3"	SP30481	SP30405, SP30406 & SP30407
1.5"	SP30484	SP30415, SP30416 & SP30417
2"	SP30487	SP30425, SP30426 & SP30427

HARD

PACK OF 2 REPLACEMENT HEADS

- Faces are designed to wear and to be replaced by hand
- Easy to change



SIZE	MODEL	SUITS DUAL HEAD HAMMER
1.3"	SP30482	SP30405, SP30406 & SP30407
1.5"	SP30485	SP30415, SP30416 & SP30417
2"	SP30488	SP30425, SP30426 & SP30427

ALUMINIUM & BRASS

PACK OF 2 REPLACEMENT HEADS

- Faces are designed to wear and to be replaced by hand
- Easy to change



SIZE	MODEL	SUITS DUAL HEAD HAMMER
1.3"	SP30483	SP30405, SP30406 & SP30407
1.5"	SP30486	SP30415, SP30416 & SP30417
2"	SP30489	SP30425, SP30426 & SP30427

RUBBER MALLETS

RUBBER Mallet BLACK

SIZE	MODEL
454g / 16oz / 34 fl oz	SP30274
680g / 24oz / 1.5lbs	SP30276



- Multi-purpose & heavy duty
- Ideal for applications where softer blows are required
- Rubber striking head
- Durable nanofiber handle
- Non-slip rubber grip for ultimate control and comfort

RUBBER Mallet WHITE

SIZE	MODEL
454g / 16oz / 34 fl oz	SP30275



- Multi-purpose & heavy duty
- Ideal for applications where softer blows are required
- Non marking white rubber striking head, won't mark
- Durable nanofiber handle
- Non-slip rubber grip for ultimate control and comfort

> PANEL BEATERS

HEAVY DUTY PROFESSIONAL QUALITY

Professional tools designed to handle most metal fabrication and body repair jobs.



SP30202

PANEL BEATING SET 7 PIECE

The perfect panel beating set for any workshop, featuring the most commonly used dollys & hammers - you'll be well equipped to handle the vast majority of panel repairs.

- Genuine hickory handles
- Forged from high quality carbon steel
- Heat treated for increased durability
- Housed in a high quality EVA foam storage solution
- Heavy duty X-Case made to withstand the conditions of a busy workshop

SET INCLUDES

- 1x Pick & Finish Hammer
- 1x Standard Bumping Hammer
- 1x Straight Pein & Finishing Hammer
- 1x Double End Hand Dolly
- 1x Curved Dolly
- 1x Utility Dolly
- 1x Heel Dolly

> CHISELS & PUNCHES

SP's Premium range of chisels and punches are manufactured from single piece high quality Chrome Molybdenum (Cr-Mo) alloy steel for unrivalled strength and durability.

A tough hexagonal shank design combined together with a heat tempering process to prevent shattering or chipping during striking, SP Chisels and punches are built to last, even under the harshest of conditions.

CHISELS & PUNCHES



SP30841

PUNCH & CHISEL SET 10 PIECE

SET INCLUDES

- Pin punches: 2, 3, 4, 5, 6, 8 & 10mm
- Cold chisels: 12, 20 & 24mm

- Pin punches - Designed to drive out pins and rivets
- Cold chisels - Suitable for cutting and scoring steel
- Chrome Molybdenum (Cr-Mo) alloy steel for strength & durability
- Single piece construction
- Hexagonal shank for additional durability
- Heat tempered to prevent the head from shattering or chipping during striking
- Easy to use, just place chisel in position and strike firmly with hammer



SP30821

COLD CHISEL SET 5 PIECE


SET INCLUDES

- 12, 16, 20, 24 & 29mm
- Suitable for cutting and scoring steel
- Chrome Molybdenum (Cr-Mo) alloy steel for strength & durability
- Single piece construction
- Hexagonal shank for additional durability
- Heat tempered to prevent the head from shattering or chipping during striking

ALSO AVAILABLE INDIVIDUALLY

COLD CHISELS

SIZE	MODEL
12 x 6"	SP30822
16 x 6"	SP30823
20 x 8"	SP30824
24 x 8"	SP30825
29 x 8"	SP30826



CONTINUED CHISELS & PUNCHES



SP30921

TAPER PUNCH SET 7 PIECE

SET INCLUDES

- 1, 2, 3, 4, 5, 6 & 8mm
- Designed for driving out rivets and pins, free frozen nuts and remove bearings
- Chrome Molybdenum (Cr-Mo) alloy steel for strength & durability
- Single piece construction
- Hexagonal shank for additional durability
- Heat tempered to prevent the head from shattering or chipping during striking

ALSO AVAILABLE INDIVIDUALLY

TAPER PUNCHES

SIZE	MODEL
1 x 10 x 4.75"	SP30922
2 x 10 x 4.75"	SP30923
3 x 10 x 4.75"	SP30924
4 x 12 x 6"	SP30925
5 x 12 x 6"	SP30926
6 x 12 x 6"	SP30927
8 x 12 x 6"	SP30928



SP30931

CENTRE PUNCH SET 4 PIECE

SET INCLUDES

- 3, 4, 5 & 6mm
- Designed to make an indentation in metal, plastic or wood prior to drilling to prevent the bit skating off target
- Chrome Molybdenum (Cr-Mo) alloy steel for strength & durability
- Single piece construction
- Hexagonal shank for additional durability
- Heat tempered to prevent the head from shattering or chipping during striking

ALSO AVAILABLE INDIVIDUALLY

CENTRE PUNCHES

SIZE	MODEL
3 x 8 x 4"	SP30932
4 x 10 x 4.75"	SP30933
5 x 12 x 6"	SP30934
6 x 16 x 6"	SP30935



SP30831

PIN PUNCH SET 7 PIECE

SET INCLUDES

- 2, 3, 4, 5, 6, 8 & 10mm
- Designed to drive out pins and rivets
- Chrome Molybdenum (Cr-Mo) alloy steel for strength & durability
- Single piece construction
- Hexagonal shank for additional durability
- Heat tempered to prevent the head from shattering or chipping during striking

ALSO AVAILABLE INDIVIDUALLY

PIN PUNCHES

SIZE	MODEL
2 x 4.5"	SP30832
3 x 5"	SP30833
4 x 6"	SP30834
5 x 6.5"	SP30835
6 x 7"	SP30836
8 x 7"	SP30837
10 x 7"	SP30838



SP30950

HOLLOW PUNCH SET 9 PIECE

SET INCLUDES

- 2.5, 3, 4, 5, 6, 7, 8, 9 & 10 mm
- Chrome Molybdenum (Cr-Mo) alloy steel for strength & durability
- Precision ground flute and cutting edge for clean accurate cutting
- Non-slip knurled handle for a secure grip
- Ideal for punching holes in leather, gasket material, rubber sheet, cardboard & soft plastic

ALSO AVAILABLE INDIVIDUALLY

HOLLOW PUNCHES

SIZE	MODEL	SIZE	MODEL
2.5mm	SP30951	7mm	SP30956
3mm	SP30952	8mm	SP30957
4mm	SP30953	9mm	SP30958
5mm	SP30954	10mm	SP30959
6mm	SP30955		



CUTTING TOOLS

KNIVES



SP30855

STOCK KNIFE FOLDING

- Classic all-rounder pocket knife
- Lightweight, slim profile enables a perfect fit in any pocket
- Heavy duty 420 stainless folding steel blade

- Blade Length: 3.5"
- Closed Length: 5"
- Overall Length: 8.5"

- Brass bolsters
- Nail nick opening
- Lock back closure
- Tough timber handle
- Storage pouch with belt clip



SP30851

UTILITY KNIFE RETRACTABLE

- Standard utility knife
- Heavy duty design
- Lightweight & durable
- Multi stop blade positioning

- Thumb adjustment
- Ergonomic handle with rubber grip



SP30854

UTILITY KNIFE FOLDING LOCK-BACK

- Folding lock-back
- Lightweight & durable
- Quick blade change
- Liner Lock
- Fixed blade for more powerful cutting
- Heavy duty 420 stainless steel

- handle
- 420 Stainless steel blade holder
- Ergonomic handle with rubber grip
- Stainless steel belt clip for easy access
- Includes 5 spare blades



SP30850

UTILITY KNIFE FOLDING LOCK-BACK

- Folding lock-back
- Lightweight & durable
- Quick blade change
- Fixed blade for more powerful cutting
- Stainless steel belt clip
- On-board spare blade storage

- Includes spare blades - 1 in knife, 3 on-board & 5 in back up case



T830860

KNIFE SET - 888 SERIES FIXED & FOLDING 2 PIECE



FIXED KNIFE:

- 420 Stainless Steel Blades
- Non-Slip Grip
- Blade Length: 5"
- Handle Length: 6"
- Overall Length: 11"
- Includes Heavy Duty Nylon Pouch

FOLDING KNIFE:

- 420 Stainless Steel Blades
- Non-Slip Grip
- Blade Length: 3.5"
- Closed Length: 5"
- Overall Length: 8.5"

MULTI-FUNCTION TOOLS

SP30859

MULTI-FUNCTION TOOL - 13 IN 1 WITH LED FLASHLIGHT

- 420 Stainless steel tools + rubber grip
- Length closed - 4"
- Tool pouch

TOOLS INCLUDED:

- Needle nose pliers
- Wire cutter & stripper
- LED flashlight with battery tray
- Normal blade

- Scissors
- File
- Bottle opener
- Saw
- Large, medium & small flat screwdrivers
- Phillips screwdriver
- Reamer
- Can opener



FILES

SP36035

FILE SET - (10") 5 PIECE

- Premium grade steel for long lasting durability
- Designed for optimum performance, control and comfort
- Precision cut teeth ensure a high material removal rate
- Heat treated hardened steel ensures that teeth stay sharp for longer
- Ideal for sharpening, shaping and de-burring metals and polymers
- Ergonomically designed, non-slip grip handles prevents the hand from slipping onto the file blade
- Includes a rugged, compact storage case



FILE TYPE

Flat File Bastard Cut
Millsaw File Bastard Cut
Half Round Second Cut
Square File Second Cut
Round File Bastard Cut

IDEAL FOR

- General work and rapid removal of material from metal
- Tool sharpening and creating fine finishes
- Removing material from both curved and flat surfaces
- Filing slots, key seat and general surface filing
- Filing circular openings and concave surfaces

HACKSAWS



SP35100

HACKSAW - PROFESSIONAL 12"

- Quick release mechanism for easy blade change
- Ergonomic design for comfortable 2 handed operation
- Heavy duty, rugged design with non-slip rubber grip
- 12" blade
- 3.7" throat
- 90°/45° blade settings



T835100

HACKSAW - 888 SERIES 12" ALLOY FRAME

- 90° Blade mounting for flush cutting
- Lightweight aluminium construction
- Ergonomic design for comfortable 2 handed operation
- Soft grip handles

HSS DRILL BIT SETS

DRILL BIT SETS - HIGH SPEED STEEL METRIC

AVAILABLE IN 2 OPTIONS

- Made from high quality high speed steel (HSS) offering the best combination of strength, heat & wear resistance
- Industrial grade - extremely sharp, strong and durable
- Precision engineered parallel shank for accurate hole size
- Drills perfectly round holes in steel, brass, plastic, wood etc.

SP31390

19 PIECE

- 1-10mm (0.5 Increments)

SP31391

25 PIECE

- 1-13mm (0.5 Increments)



HSS STEP DRILL BIT SETS

STEP DRILL BIT SETS - HIGH SPEED STEEL 3 PIECE

AVAILABLE IN METRIC OR SAE

- Made from high quality high speed steel (HSS) offering the best combination of strength, heat & wear resistance
- Industrial grade - extremely sharp, strong and durable
- Precision engineered for accurate hole sizes
- Drills perfectly round holes in steel, brass, plastic, wood etc.
- Two flute design provides faster, smoother and cleaner cuts
- Automatically deburrs hole as you drill.
- Self-starting - No center punching required as the bit won't skate off target
- Each step is clearly labelled with depth diameters

SP31398

METRIC

- 6 to 30mm (13-step bit)
- 4 to 20mm (9-step bit)
- 4 to 12mm (9-step bit)

SP31399

SAE

- 3/16" to 3/4" (10-step bit)
- 1/8" to 1/2" (13-step bit)
- 1/4" to 1-1/4" (17-step bit)



TUNGSTEN CARBIDE BURR SETS

TUNGSTEN CARBIDE BURR SETS - 5 PIECE

SETS INCLUDE

- 10 x 20mm - Cylinder
- 10 x 20mm - Cylinder - Radius Top
- 8mm Dia. - Ball
- 10 x 25mm - Tree - Radius Top
- 12 x 20mm - Oval

AVAILABLE IN 2 OPTIONS

APPLICATION

STEEL
ALUMINIUM

MODEL

SP31380
SP31385

- Extremely durable
- Heavy duty, superior cutting power
- Ideal for deburring, carving, grooving, shaping, finishing and filing

ALSO AVAILABLE INDIVIDUALLY

SIZE	TYPE
10 x 20mm	Cylinder
10 x 20mm	Cylinder - Radius Top
8mm Dia.	Ball
10 x 25mm	Tree - Radius Top
12 x 20mm	Oval



STEEL

MODEL
SP31350
SP31351
SP31360
SP31365
SP31370



ALUMINIUM

MODEL
SP31350A
SP31351A
SP31360A
SP31365A
SP31370A



DEBURRING TOOLS

SP31340

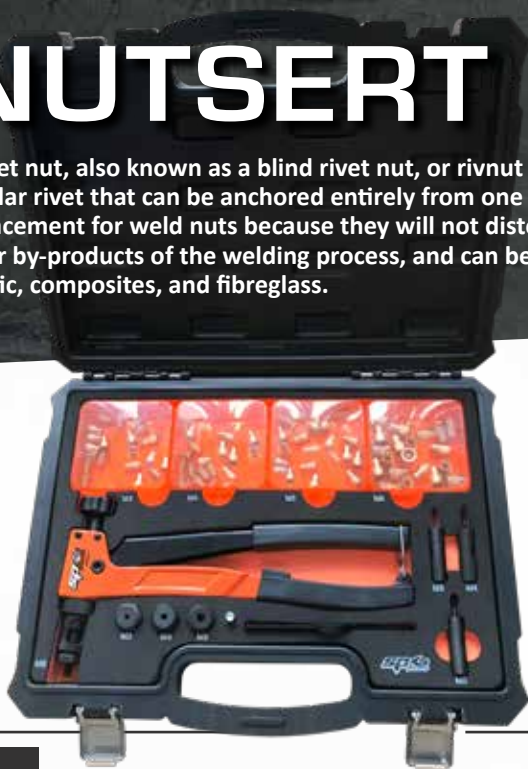
DEBURRING TOOL SET 4 PIECE

- 4 Various extra fine deburring tools for a smooth finish
- Remove burrs from plastic, copper, aluminium & ferrous metal pipes
- Pocket clip



> NUTSERT GUNS

A rivet nut, also known as a blind rivet nut, or rivnut is a one-piece internally threaded and counterbored tubular rivet that can be anchored entirely from one side. It is a kind of threaded insert. Rivet nuts are an ideal replacement for weld nuts because they will not distort base materials, eliminate weld splatter, toxic fumes, and other by-products of the welding process, and can be installed in many different kinds of material including steel, plastic, composites, and fibreglass.



SP69011

NUT RIVETER SET - LEVER TYPE 90 PIECE

- Sets 3, 4, 5 & 6mm rivet nuts
- 8 interchangeable riveter nozzles and mandrels
- Quick release mandrel system
- Heavy duty long lever type design reduces physical strength required to pop rivets, in-turn reducing energy fatigue
- Comfortable ergonomic soft grip handles for extended use
- Kit housed in heavy duty case and premium EVA foam tray

SET INCLUDES

- Nut Rivet Gun
- 4x Riveter Mandrels
- 4x Nozzles
- 1x Wrench
- 20x M3 Nut Rivets
- 20x M4 Nut Rivets
- 20x M5 Nut Rivets
- 20x M6 Nut Rivets



SP69016

NUT RIVETER SET - LEVER TYPE 74 PIECE

- Sets 3, 4, 5, 6, 8 & 10mm rivet nuts
- 12 interchangeable riveter nozzles and mandrels
- Quick release mandrel system
- Heavy duty long lever type design reduces physical strength required to pop rivets, in-turn reducing energy fatigue
- Comfortable ergonomic soft grip handles for extended use
- Kit housed in heavy duty case and premium EVA foam tray

SET INCLUDES

- Nut Rivet Gun
- 6x Riveter Mandrels
- 6x Nozzles
- 1x Wrench
- 10x M3 Nut Rivets
- 10x M4 Nut Rivets
- 10x M5 Nut Rivets
- 10x M6 Nut Rivets
- 10x M8 Nut Rivets
- 10x M10 Nut Rivets

SP69010

NUTSERT GUN - LEVER TYPE

- Sets 3, 4, 5 & 6mm rivet nuts
- Easy change mandrels
- Single or two hand operation
- Light weight cast aluminium construction
- 10" long



> RIVETERS

A rivet is a permanent mechanical fastener. On installation, the rivet is placed in a punched or drilled hole, and the tail is upset, or bucked (i.e., deformed), so that it expands to about 1.5 times the original shaft diameter, holding the rivet in place. A rivet requires a tool that keeps the hat of the rivet firmly pressed against the installation surface while simultaneously pulling the mandrel away from it.

Types of Rivet Guns include:

- Hand • Lever • Lattice • Battery • Pneumatic

RIVETERS - ONE HAND OPERATION



SP69022

RIVETER - 2 JAW LEVER TYPE COMPACT

SETS RIVET SIZES

- Metric: 2.4, 3.2, 4.0 & 4.8mm
- SAE: 3/32", 1/8", 5/32" & 3/16"

- Spring loaded handle for automatic ejection of mandrel
- Smooth, easy one-handed operation
- High grade aluminium construction
- Heavy duty, heat treated chrome steel 2-jaw & jaw case
- 8" long



SP69020

RIVETER - 2 JAW LEVER TYPE

SETS RIVET SIZES

- Metric: 2.4, 3.2, 4.0 & 4.8mm
- SAE: 3/32", 1/8", 5/32" & 3/16"

- Suits all materials - aluminium, steel & stainless steel
- Comes with 4 nozzle tips - 2.4, 3.2, 4.0 & 4.8mm
- High grade aluminium die cast housing with carbon steel handle
- Jaws & jaw case are made of heat treated chrome steel



T869020

RIVETER - 2 JAW LEVER TYPE 888 SERIES

SETS RIVET SIZES

- Metric: 2.4, 3.2, 4.0 & 4.8mm
- SAE: 3/32", 1/8", 5/32" & 3/16"

- Comes with 4 nozzle tips - 2.4, 3.2, 4.0 & 4.8mm
- High grade aluminium construction
- Automatic ejection of mandrel
- Heavy duty chrome steel jaws & jaw casing
- One handed operation



RIVETERS - TWO HAND OPERATION



SP69032

RIVETER - 3 JAW LEVER TYPE SHORT ARM

SETS RIVET SIZES

- Metric: 3.2, 4.0 & 4.8mm
- SAE: 1/8", 5/32" & 3/16"

- 3 interchangeable nozzles included - 3.2, 4.0 & 4.8mm
- 3 jaw design provides better performance
- Attached collection bottle
- 13" long



SP69030

RIVETER - 3 JAW LEVER TYPE LONG ARM

SETS RIVET SIZES

- Metric: 3.2, 4.0, 4.8, 6.0 & 6.4mm
- SAE: 1/8", 5/32", 3/16", 15/64" & 1/4"

- Heavy duty industrial lever type
- 5 interchangeable nozzles included
- Clever design reduces physical strength required to pop rivets, in-turn reducing energy fatigue
- 3 jaw design provides better performance
- Attached collection bottle



T869030

RIVETER - 3 JAW LEVER TYPE LONG ARM


SETS RIVET SIZES

- Metric: 3.2, 4.0 & 4.8mm
- SAE: 1/8", 5/32" & 13/16"

- Lever type hand riveter
- Comes with 3 nozzle tips - 3.2, 4.0 & 4.8mm
- 3 jaw design provides better performance



RIVETERS - LATTICE LEVER



SP69040

RIVETER - 3 JAW LATTICE LEVER TYPE LAZY TONG

SETS RIVET SIZES

- Metric: 3.2, 4.0, 4.8, 6.0 & 6.4mm
- SAE: 1/8", 5/32", 3/16", 15/64" & 1/4"

- Suits all materials -aluminium, steel & stainless steel
- Comes with 5 nozzle tips - 3.2, 4.0, 4.8, 6.0 & 6.4mm
- Designed for heavy duty industrial usage
- Slim design for hard to reach riveting applications
- 3 jaw design provides better performance

09

SPECIALTY TOOLS

SP SPECIALTY TOOLS ARE THE TOOLS OF CHOICE FOR VEHICLE REPAIR. IT IS OUR PRIMARY GOAL TO MAKE REPAIRS EASIER AND FASTER, THEREFORE MORE ECONOMICAL. TO ACHIEVE THIS WE CONSTANTLY STRIVE TO DEVELOP NEW AND INNOVATIVE SPECIALTY TOOLS TO KEEP PACE WITH AN EVER CHANGING AUTOMOTIVE INDUSTRY.

SUB-CATEGORIES:

ELECTRICAL DIAGNOSTIC	196
AUTO ELECTRICAL	201
BATTERY TOOLS	206
SENSOR SOCKETS	211
RADIO REMOVAL	211
ENGINE SERVICE	212
COOLING SERVICE	230
BRAKE & CLUTCH	233
STEERING & SUSPENSION	240
PULLERS	246
PANEL & TRIM	248
MEASURING	249
AUTO SPECIALITY	254
THREAD & STUD REPAIR	261
WORKSHOP GEAR	264
FLUID TRANSFER	272
LUBRICATION	274
TIRE SERVICE	276
LIGHTING	278
BLUETOOTH SPEAKER	284

> ELECTRICAL DIAGNOSTIC

ACCURATE DIAGNOSTIC TOOLS FOR ANY VEHICLE

Diagnosing vehicle problems used to be a guessing game. Today that's no longer necessary. SP Tools provides a wide range of diagnostic tools that mechanics can use to get accurate information on the problem in any vehicle.

DIGITAL MULTIMETERS



SP62011

DIGITAL AUTOMOTIVE MULTIMETER

FEATURES

- RPM measurement for 2–10 cylinder automotive engines using the inductive pick-up
- Oversized high contrast 9999 count LCD display with backlight
- 14 functions including DC/AC voltage, DC/AC current (max 20A), resistance, RPM (tach), dwell angle, duty cycle frequency, MS-pulse, temperature (°C/°F), capacitance, continuity & diode check
- Read pulse duty cycle & dwell angle for electronic fuel injection feedback carburetors and ignition
- Fused current inputs and overload protection on all ranges
- Measure milliseconds pulse width to test on-time of fuel injectors, idle air control motors & electronic transmission controls
- Data hold and relative functions
- Auto power off
- Auto ranging
- Back light

SET INCLUDES

- Digital Multimeter
- Probe Test Leads (Standard to Banana Plug)
- K-type Temperature Probe
- Inductive Pick-up
- 9v Battery
- Canvas Bag

SP62015

NON CONTACT
AC VOLTAGE
SENSOR

DIGITAL MULTIMETER WITH TEMPERATURE GAUGE - POCKET SIZE

- 2000 counts digital display
- Safety Design Cat 3 600V
- Non-contact ACV detection
- Data hold
- Auto ranging
- Type K temperature input
- Continuity, diode test, resistance
- Auto power off with low battery indicator

SET INCLUDES

- Mini Digital Multimeter
- Probe Test Leads (Standard to Banana Plug)
- K-type Temperature Probe



POCKET SIZE

SP62012

DIGITAL MULTIMETER ELECTRICAL

- 1999 counts digital display
- Safety Design Cat 2
- Back Light
- Data Hold
- Buzzer
- AC/DC Voltage
- DC Current
- Resistance
- Diode Test
- Temperature Continuity
- Transistor Test

SET INCLUDES

- Digital Multimeter
- Probe Test Leads (Standard to Banana Plug)



MMLSP

MULTIMETER DUAL TEST LEAD SET ALLIGATOR & STANDARD PROBE

SET INCLUDES

- Alligator Clip Test Lead Set
- Standard Probe Test Lead Set

ALLIGATOR CLIP TEST LEAD SET TO BANANA PLUG

- Insulated finger guarded alligator clips for easy application
- Silicon rubber insulated cable - 3ft
- CAT III 1000V, 10A

STANDARD PROBE TEST LEAD SET TO BANANA PLUG

- Multi-rated probe guarded alligator clips (CAT IV 600A) are insulated leaving only 2mm of exposed metal to prevent inadvertent bridging of live conductors and accidental short circuits
- Silicon rubber insulated cable - 1m
- CAT III 1000V, 10A



SUITS ALL SP MULTIMETERS

THERMOMETERS

SP62020

INFRARED THERMOMETER LASER GUIDED

- Dual laser technology (twin dots)
- Rapid detection function
- Precise non-contact measurements
- Automatic data hold
- °C/°F switch
- Unique flat surface, modern housing design
- Emissivity digitally adjustable from 0.10 to 1.0
- Max temperature displays
- Backlit LCD display
- Automatic selection range & display resolution 0.1°C (0.1°F)
- Trigger lock
- Set high & low alarms

APPLICATIONS

- Plant/general maintenance
- HVAC/R
- Transportation/automotive
- Cooling & reheating
- Service areas
- Food service equipment
- Cold storage



SP62022

MINI INFRARED THERMOMETER

- LCD display with backlight
- Single dot laser targeting
- Low battery indication
- Auto power off
- Range (-4° F - 518°F)



TACHOMETERS

SP62032

DIGITAL TACHOMETER NON-CONTACT

- LCD display with backlight
- Laser target
- Range: 100-30000rpm, 1.7-500rps
- Accuracy: +/-0.1% reading (100.0-9,999rpm), +/-0.02% reading (10,000-30,000rpm)
- Auto power off
- 1.5V x 3 AAA batteries
- Protective cover and carrying case



SP62030

TACHOMETER LASER ACTUATED

- Non contact measurement of RPM
- RPM range 2.5-99,999
- Instant and total RPM function
- Memory function
- 2"-78.75" range with reflective tape
- Accuracy +/- 0.05%
- Requires 4x 1.5v AA Batteries



TIMING LIGHTS

SP62040

TIMING LIGHT ADJUSTABLE ADVANCE

- Quickly tune-up cars, trucks, marine and recreational vehicles
- Works on conventional, electronic and computer controlled ignition systems on both adjustable and non-adjustable timing systems
- Patented Skip circuitry - Tests up to 10,000RPM
- Dial type timing advance (0° - 60° score)
- Heat resistant metal inductive pick-up
- One handed operation
- Detachable leads for easy replacement and use
- Protective hand guard for added safety
- Rotating barrel for better aim at timing mark
- Easy access slim-line barrel
- Optical correct lens



SP62042

TIMING LIGHT PROFESSIONAL

- 4 function digital display readout and easy to read backlit LCD
- Heavy duty inductive pick-up and clamps
- One handed operation
- Detachable leads for easy replacement and use
- Protective hand guard for added safety
- Rotating barrel for better aim at timing mark and LCD viewing angle
- Patented Skip circuitry - Tests up to 10,000 RPM
- Easy access slim-line barrel
- Optical correct lens
- Shock resistant boots
- Tachometer: 249 to 9,990 RPM (+/-1% accuracy)
- Advance degrees (2 and 4 cycle DIS and conventional): 0° to 90° (+/- 5° accuracy)
- Dwell: 0° to 180° /2-12 cylinders (+/-1% accuracy)
- Voltage: 10 to 16 volts DC (+/- 1% accuracy)



BORESCOPES



SP70925

VIDEO BORESCOPE 9MM CAMERA

- 2.5" colour TFT LCD screen
- 1m long flexible, waterproof gooseneck imager head that easily performs visual inspections in hard to reach areas
- High visibility and 6° adjustable LED lighting
- Rechargeable battery with USB cable
- Display resolution: 19" x 234px
- Video format: MPEG4/3GP/AVI/ASF
- Photo format: JPEG

SP70935

VIDEO BORESCOPE .25" CAMERA HIGH RESOLUTION

- 3" colour TFT LCD screen
- 1m long flexible, waterproof gooseneck imager head that easily performs visual inspections in hard to reach areas
- High visibility and 10° adjustable LED lighting
- Camera and video function supports audio and video recording
- Allows user to view image on LCD monitor and displays the current time and date
- Support SD memory card extension with built-in 75mb flash capacity
- Menu with multi-national languages
- Display resolution: 320 x 240px
- Video format: MPEG4/3GP/AVI/ASF
- Photo format: JPEG

HIGH RES COLOUR
SCREEN



SCANNER CODE READERS



READ AND CLEAR GENERIC
DIAGNOSTIC TROUBLE CODES
(DTC'S) AND TURN OFF CHECK
ENGINE LIGHT



CHECK
ENGINE

SERVICE

SP61150

SCANNER CODE READER CAN OBDII/EOBD

- Covers all OBDII compliant vehicles: Made in USA from 1996 on; Made in Europe GASOLINE 2001 on & diesel 2004 on; Made in Australia or New Zealand from 2006 on.
- Reads and clears generic and manufacturer specific diagnostic trouble codes (DTC's) and turns off check engine light
- Supports multiple trouble code requests: Generic codes, pending codes and manufacturer specific codes
- Code definitions are displayed on unit screen
- Reviews the emission readiness status of OBDII Monitors
- Determines malfunction indicator lamp (MIL) status
- Retrieves VIN (Vehicle Identification No.) on 2002 and newer vehicles that supports Mode 9
- Reviews the live data on unit screen
- Easy to use with one plug in, highly reliable and accurate
- Stand-alone unit with no need for an additional laptop/computer to operate
- Small in size and comfortably fits in the palm of your hand
- Unit updates via internet by USB cable
- Software CD with over 10,000 DTC definitions included
- No batteries needed as the unit is powered via OBD2 cable

SP61155

SCANNER CODE READER CAN OBDII/EOBD/JOBD

- Covers all OBDII compliant vehicles: Made in USA from 1996 on; Made in Europe GASOLINE 2001 on & diesel 2004 on; Made in Australia or New Zealand from 2006 on. (Including the CAN, J1850 PWM, J1850 VPW, ISO9141 and KWP2000 protocols)
- Compliant with OBDII 16 PIN Toyota, Honda, Daihatsu, Mitsubishi, Mazda, Nissan, Suzuki & Subaru
- Reads and clears generic and manufacturer specific diagnostic trouble codes (DTC's) and turns off check engine light
- Wider vehicle coverage with CAN protocol support
- Supports multiple trouble code requests: Generic codes, pending codes and manufacturer specific codes
- Code definitions are displayed on unit screen
- Reviews the emission readiness status of OBDII Monitors
- Determines malfunction indicator lamp (MIL) status
- Retrieves VIN (Vehicle Identification No.) on 2002 and newer vehicles that supports Mode 9
- Reviews the live data on unit screen. Review live data graph with four items in one screen
- Stand-alone unit with no need for an additional laptop or computer to operate
- Small in size and comfortably fits in the palm of your hand
- Unit updates via internet by USB cable
- Software CD with over 10,000 DTC definitions included
- No batteries needed as the unit is powered via OBD2 cable
- 2.8" TFT colour screen displays more information on screen



LARGE COLOUR
SCREEN

➤ IS YOUR VEHICLE COMPATIBLE?

ENSURE YOUR VEHICLE IS COMPATIBLE BEFORE PURCHASE

Head over to the SP Tools Website for a list of known CAN OBDII/EOBD & CAN OBDII/EOBD/JOBD compliant vehicles, if your vehicle is not on the list or you are unsure, contact your vehicle manufacturer or dealership to find out.

SPTOOLSUSA.COM

SEARCH BY PART NUMBER SP6112" & SP61155

Software available
through support tab.

STETHOSCOPE



SP62001

MECHANICS STETHOSCOPE

- High grade instrument made from quality materials
- Metal ear piece and thick flexible tubing
- Quality diaphragm assembly
- Assists in locating abnormal mechanical sounds within a component
- Ensures targeted sounds are transmitted clearly
- Minimises phantom and background noises
- A probe length of 11" and tube length of 23.5"
- Extra reach when working in confined areas
- An essential diagnostic tool for fault finding in vehicle engines and engine bays, under-body, transmissions, differentials & bearings

PRESSURE & VACUUM DIAGNOSTIC PUMPS

REAR MOUNT GAUGE
Optimum viewing angle

QUICK TWIST SWITCH
Switch between pressure
& vacuum modes

SP80020

DIAGNOSTIC PUMP KIT - DUAL MODE 2 WAY - QUICK SWITCH

- High quality diagnostic tool
- 2-Way pressure and vacuum test functions
- Patented design - Intuitive rotary dial mode switch - Pistol grip with lever
- High volume efficiency in both pressure and vacuum modes
- Manufactured from reinforced composite materials - Very high strength - High impact resistance - Excellent chemical resistance
- Integrated rear mount gauge - Optimum viewing angle - Maximum impact protection
- High quality silicon material hoses with quick couple hose fittings - Quick hose interchange - No leaks under vacuum or pressure
- Housed in heavy duty blow mould storage case

DUAL MODE PRESSURE AND VACUUM FUNCTIONS:

PRESSURE MODE:

- Monitor turbo charger boost pressure
- Test and adjust turbo charger waste gate actuators
- Test pressure operated central locking systems
- Test fuel tank vent valves
- Test one way valves
- Diagnose small engine faults

VACUUM MODE:

- Test EGR valve
- Test fuel pressure regulator
- Test map sensor
- Test thermal vacuum switches
- Test electric vacuum switches
- Test one way valves
- Test HVAC valves
- Test automatic transmission modulator valve
- Test central locking systems

QUICK CONNECT
HOSES



Housed in
heavy duty
storage case



> AUTO ELECTRICAL

Auto electrical tools are used to test, diagnose and repair electrical circuits in automotive 12 & 24 volt electrical systems.

SP Tools provides a range of high quality circuit testers, ignition tests and repair tools to solve any electrical problem a mechanic may find.

CIRCUIT TESTERS

SP61011

CIRCUIT TESTER - SHORT PROBE 6 TO 24V

- Tests 6, 12 & 24 Volt electric circuits
- Sharp, short length probe
- Handle lights up if the circuit is good
- Long 47" lead
- Heavy duty insulated alligator clip

HEAVY DUTY



SP61013

CIRCUIT TESTER - MEDIUM PROBE 6 TO 24V

- Tests 6, 12 & 24 Volt electric circuits
- Heavy duty design and construction
- Sharp, medium length probe for access to hard to reach circuits
- Handle lights up if the circuit is good
- Extra long 60" lead
- Heavy duty insulated alligator clip

HEAVY DUTY



SP61014

CIRCUIT TESTER - LONG PROBE 6 TO 24V

- Tests 6, 12 & 24 Volt electric circuits
- Heavy duty design and construction
- Sharp, extra long, insulated probe for access to hard to reach circuits
- Handle lights up if the circuit is good
- New coil cord design for ease of use
- Spring relief cord stretches to 141" Leads remain flexible in low temperatures
- Heavy duty insulated alligator clip

HEAVY DUTY



SP61021

CIRCUIT TESTER 6 TO 24V

- Check 6-24 Volt systems
- Light for testing low voltage DC electrical circuits
- Check series parallel switches and solenoids
- Heavy duty contact crocodile clip and bulb
- High impact transparent handle
- Steel probe
- Extra long lead - 47"



CIRCUIT TESTERS CONTINUED



T861010

CIRCUIT TESTER - 888 SERIES 6 TO 24V



- Check 6-24 Volt systems
- Professional quality tester with solid brass body housing and test light
- Globe illuminates to indicate active power
- Insulation piercing contact point with protective brass screw cap
- Supplied with 33.5" of insulated cable with crocodile clip
- Suitable for automotive or marine use



SP61016

CIRCUIT TESTER - DIGITAL DISPLAY 5 TO 28V

- Digital LCD display for accurate voltage reading
- Reads 6, 12 & 24V DC systems
- Stainless steel testing probe
- Voltage measurement from 5 – 28V
- 118" (3m) extendable spring cable
- Small testing current < 10mA.
- Accuracy: $\pm(1\%+3\text{digits})$



SP61020

CIRCUIT TESTER - COMPUTER-SAFE 3 TO 15V

- Safely tests standard primary automotive circuits and on-board computer controlled electrical systems without damaging the micro-processor
- Operates from 3-15 Volts
- Includes probe adaptor for testing female connectors
- Supplied with 47" ground wire



SP61012

CIRCUIT TESTER - CAR AND TRUCK 3 TO 48V

- Tests 3-48 Volt electric circuits
- Circuit tester with test lead for either passenger car or trucks
- LED display shows polarity
- Safe to use with electronics
- Extra long lead - 33.5"



SP61015

CIRCUIT TESTER - HYBRID VEHICLE 12 TO 42V

- Compatible with current 12V system plus newer 42V system
- Safe for low current circuits since tester only draws 3 milliamps at 12V
- Automatic voltage identification with blue for 12V and red 42V systems
- Two super-bright LED's for visibility under all conditions
- Crystal-clear handle provides 360 visibility, even in bright light
- Spring relief cord stretches to 118"

VOLTAGE TESTERS



SP61022

VOLTAGE TESTER - DUALITE HI/LOW

- Two tests in one
- Checks 6-12 volt system and spark plug test
- Voltage check on secondary or high voltage circuits
- White light low voltage
- Red light high voltage
- Extra long 18" lead

CURRENT TESTERS

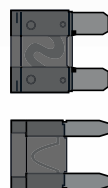


CURRENT TESTERS - DIGITAL AUTOMOTIVE

- Tests circuit current up to 30Amps
- Design allows for easy connection into fuse Sockets
- Maintains fuse protection while connected
- Resolution .1A (100 milliamps), accuracy +2

AVAILABLE IN 2 OPTIONS

BLADE TYPE	MODEL
30A Standard-Blade	SP62008
30A Mini-Blade	SP62009



REMOTE SWITCHES AND MEMORY POWER SUPPLY

SP61054

MEMORY POWER SUPPLY

- Retains setting of computers, radios, clocks, etc. when battery is disconnected
- Attaches to 9 volt battery
- Plugs into cigarette lighter socket



SP61052

REMOTE STARTER SWITCH

- Used to bypass ignition switch by connecting starter to solenoid
- One-man operation, suitable for turning the engine over for various diagnostic tasks such as compression testing
- Connects to the starter with push button activation
- Features a connectivity LED and 60" cable



IGNITION & SPARK PLUG TOOLS



SP61030

IGNITION SPARK TESTER - INLINE


- Checks whether there is high tension spark potential at the spark plug
- "Hands free" operation means no risk of electric shock to user
- Ideal for modern vehicles with sensitive electronics
- Easy to use - Remove rubber boot from spark plug, insert inline tester & place tester boot on plug.
- Turn the engine over - Tester light will glow if ignition spark is being sent to the cylinder.



SP64041

SPARK PLUG RAMP GAUGE

- Quick easy method to set spark plug gap
- Suits any size from 0.020 to 0.100 (0.6 - 2.4mm)
- Hole in the gauge works as an electrode adjuster
- Inch sizes stamped on the front
- Metric sizes stamped on the back
- Attaches to your key chain for easy access



SP64044

SPARK PLUG BOOT PULLERS

- Fully insulated tongs designed for removal/installation of spark plug boot
- Reduces risk of electric shock or burns when checking installation of plug leads whilst engine is running
- Unique gripping jaw design assists with removal of tight leads



SP64047

SPARK PLUG INSTALLATION/REMOVAL TOOL

- Fits on most common size spark plugs
- Flexible rubber shaft allows access in confined areas
- Reduces possible cross threading on deep seated engine applications




SP31300

SPARK PLUG HOLE RETHREADER 14MM/18MM

- Double ended spark plug hole rethreader
- Cleans and repairs damaged spark plug threads
- Suitable for cleaning corrosion and carbon build-up from spark plug threads
- Also possible to restore minor cross threading damage
- Use with a spark plug socket (21mm)

WIRE STRIPPERS & CRIMPERS



SP32272

WIRE CUTTER & STRIPPERS


- 7" wire cutter & stripper
- Strips and cuts cable or wire 10, 12, 14, 16, 18 & 22 AWG
- ISO 5.5, 4.0, 2.5, 1.5, 1.0, 0.3"
- Firm rubber ergonomic grips
- Simple to use locking mechanism
- Black oxide finish



SP32278

AUTOMATIC WIRE STRIPPERS

- 8" Automatic wire stripper with crimper features
- Strips and cuts cable or wire 24-10 AWG (0.2 to 6.0mm)
- Provides effortless cable stripping, wire cutting & crimping
- Adjustable stopper for quickly setting the length of stripping wire
- Spring-loaded return for quick repetitive use
- Ergonomic comfort-grip handle
- Insulated: AWG: 10-22 (0.5-6mm²)
- Non Insulated: AWG: 12-10, 16-14, 22-18 (4-6, 1.5-2.5, 0.5-1mm²)



SP32282

CRIMPING TOOL AND WIRE STRIPPERS INSULATED

- 8.8" Automatic wire stripper with crimper features
- 4.0mm Insulated & Open Barrel
- Terminal Crimper
- Wire cutter: 1.25, 2.0 & 5.5mm
- ISO: M2.6, M3, M3.5, M4, M5,
- Wire stripper: 0.75, 0.9, 1.25, 2.0, 3.5, 5.5mm



SP32287

QUICK CHANGE RATCHET CRIMPER KIT 4 PIECE

- Ideal for any crimping Job
- Kit comes with dies to suit insulated terminals, non-insulated terminals & spark plug connectors.
- Dies quickly slide in and slide out
- Quick release action
- Ratchet function
- Supplied with storage pouch

SOLDERING/TORCH KIT



SP32290

SELF-IGNITING PRO GAS SOLDERING/TORCH KIT +HEAT SHRINK FUNCTION

- Professional self-igniting cordless gas soldering iron with interchangeable tips to suit most soldering application
- Ideal for various applications in automotive repairs, electrical/electronic circuit repair, light gauge welding, brazing and jewellery industries
- Lightweight and compact design, all neatly stored in heavy duty x-case.
- Fast heat-up for increased productivity with a 70 minute continuous use run time
- Can be used as a blow torch

KIT INCLUDES

- Refillable butane gas soldering iron
- Lead free soldering wire in dispenser
- Cleaning sponge
- Heat insulated protective head cap
- Deflector attachment
- Standard Tip
- Anvil Tip
- Chisel Tip
- Knife Tip
- Needle Tip

> BATTERY TOOLS

Car batteries are an essential part of any vehicle electrical system. Battery service tools are equally essential. SP Tools provides all the tools you need to test, charge or replace an automotive battery. Batteries will always fail at the most inconvenient time, so battery service saves both money and time for both consumer and the automotive workshop.

BATTERY ANALYZERS



SP61062

BATTERY ANALYSER - DELUXE/ CHARGING SYSTEM TESTER/ CRANKING SYSTEM TESTER

- Suitable to test all 12V automotive starting batteries, including ordinary lead acid battery, AGM flat plate battery, AGM spiral battery, and Gel battery, etc.
- Simple and easy to use
- Tests batteries on and off the vehicle
- Accurate results in milliseconds
- Battery life analysis
- Slim-line design with large easy to read LCD display
- Test results based on CA, CCA, BCI, MCA, JIS, SAE, EN, GB, DIN & IEC standards
- Multilingual interfaces
- Vehicle cranking system test - cranking time, voltage & status
- Vehicle charging system test - load voltage, unloaded voltage, ripple status & charging system status
- Digitally store the test results - printing capability



SP61060

BATTERY ANALYSER

- Suitable to test all 12V automotive starting batteries, including ordinary lead acid battery, AGM flat plate battery, AGM spiral battery, and Gel battery, etc.
- Directly detects bad cells by measuring internal resistance
- Accurately test a battery with low voltage, no need to fully charge before testing
- Displays the actual cold cranking amps (CCA) capability of a vehicles starting battery and the health state percentage of the battery itself
- Measurement Range: Cold Cranking Amps (CCA) 100-2000

BATTERY ANALYZERS

SP61065

BATTERY ANALYSER - PREMIUM WITH BUILT-IN PRINTER

- Built-in printing functionality provides instant hard copy test results
- Auto-saving function ensures the latest test results are automatically saved for reviewing
- Tests batteries & charging/starting systems
- Easily adjustable date/time printing mode
- Extremely simple interface provides quick & easy battery analysis
- Circuit protection provides the analyser with reliable protection against short circuiting
- Reverse polarity connection protection ensures reverse connection will not damage the tester or affect the vehicle and battery
- Measurement Range: Cold Cranking Amps (CCA) 100-2000



BATTERY ANALYSIS



BUILT-IN PRINTER



AUTO SAVING



ADJUSTABLE SETTINGS



CIRCUIT PROTECTION



POLARITY PROTECTION



HOUSED IN HEAVY DUTY STORAGE CASE

SET INCLUDES

- Premium 12v Battery Analyser
- Thermal Paper Rolls x3
- USB Cable



JUMP STARTERS - POWER BANKS

SP61074

NEXT GENERATION ULTRA CAPACITOR JUMP STARTER

RELIABILITY WHEN YOU NEED IT

- Always ready for use when you need it
- Capacitors can fully charge in 45 Seconds*
- Displays battery voltage and condition
- Accepts power input from multiple sources*

• This premium, next generation jump starter utilises ultra-capacitor technology and allows a vehicles flat battery (provided it still has more than 5 volts available) to charge the jump starters capacitors and then jump start the vehicle.

• Simply connect the ultra-capacitor jump starter to the vehicle battery, the jump starter will display the vehicle batteries existing voltage and health status and if necessary it will then charge itself from the depleted vehicle battery (or if available from any other vehicles battery), once charged the Jump Starter is then able to supply a short burst of full power back into the vehicles electrical system, allowing for vehicle start up.

Tough, compact and always reliable. The SP Next Generation Ultra-Capacitor Jump starter is an essential tool in the vehicle maintenance and road side assistance industry's tool box.

COMPACT SIZE

10L x 4.75w x 2h

Rugged enough to be stored in vehicle for many years and able to be quickly recharged on site for use when its needed.



MULTIPLE WAYS TO CHARGE ➔

Worst case scenario, the vehicles battery has less than 5 Volts, the jump starter can be charged through multiple devices, from any:

- USB charging port via the 5V input, such as USB mobile phones charger, computers, power banks and so on.
- The vehicles on-board 12v power outlet.
- Another vehicles battery via the jumper cables, or
- Transfer the stored power from the charged on-board back-up battery.

- 12v 700AMP Jump start (GASOLINE engines up to 5L V8 & Diesel up to 3L)
- LCD intelligent display shows health status of battery
- Fast charging, 4 ways to get power for jump starter
- Protective rubber sleeve
- Hi-power LED flashlight
- Back-up battery capacity: 6,000mAh
- Cycle Life: Approx. 100,000 cycles
- Includes convenient carry case



SP61071

LI+ POWER BANK JUMP STARTER 700A

• The portable power supply for any job - Jump starts any car, truck or motorcycle. Power or charge 12v accessories and any USB 5v electronics. Pack includes 14 interchangeable tips and cords to connect to most electronic devices, as well as mini-jumper clamps, all in one convenient carry case.

- 12v 250 - 700AMP Jump start (GASOLINE engines up to 5L V8 & Diesel up to 3L) (approx. double normal laptop battery life)
- 12v Port for powering or charging 12v accessories
- 5v USB Port for charging mobile phones, tablets & cameras (approx. 4 full mobile phone charges per charge)
- High power LED flashlight with strobe & SOS flash patterns
- Lithium-Ion Battery - Holds charge longer
- Built in battery management system
- Low voltage warning/low voltage shut down
- Reverse polarity indicator and alarm
- Short circuit and overload protection for jumper & USB
- Built-in over charge/discharge circuit protection
- Capacity: 15,000mAh
- Power: 55.50Wh
- Jump Starter Current: 250-800A
- Cycle Life: Approx. 1000 Times
- Weight: 1lb

SET INCLUDES

- Mini power bank unit
- Jumper cables
- USB to various electronic device input connectors
- 12V10A DC adapter cable
- 12v car charger
- Charger
- Storage case

CONTINUED

JUMP STARTERS - POWER BANKS

THE PORTABLE POWER SUPPLY FOR ANY JOB - JUMP STARTS CARS, TRUCKS AND MOTORCYCLES. POWER OR CHARGE 12V ACCESSORIES AND USB 5V ELECTRONICS.



SP61073

1600A JUMP STARTER LI+ COBALT, HIGH DENSITY POWER BANK

This incredibly compact, high density power bank can supply a huge amount of power in a very short time, to start both 12V GASOLINE or diesel engines up to 10 Liters in capacity - It is equally suitable to jump start motor cycles, ride-on mowers, cars and outboard engines etc. Or while its not being used as a jump starter, you can use it to power or charge your low voltage accessories and USB compatible electronics.

The storage case with EVA insert includes 14 interchangeable tips and cords to connect to most devices, as well as extra heavy duty cable clamps, and chargers.

Not just a professional workshop tool, from a safety point of view it's also a must for your next camping, fishing, 4 wheel drive or boating adventure.

- Peak output 1600A, Rated 800A, Jump start all engines up to 2.5 gal Diesel
- 12v Port for powering or charging 12v accessories
- 2x 5v USB Port for charging mobile phones, tablets & cameras
- High power LED flashlight with strobe & SOS flash patterns
- Lithium-Cobalt Battery - Holds charge longer
- Built in battery management system
- Low voltage warning/low voltage shut down
- Reverse polarity indicator and alarm
- Short circuit and overload protection for jumper & USB
- Built-in over charge/discharge circuit protection
- Capacity: 28000mAh
- Power: 336Wh
- Jump Starter Peak Current: 1600A
- Weight: 6.5 lbs



SET INCLUDES

- Compact power bank unit
- Jumper cables
- USB to various electronic device input connectors
- 12V/10A DC adapter cable
- 12v car charger
- Charger
- Heavy Duty storage case

FLUID TEST TOOLS

SP61005

HAND-HELD REFRACTOMETER

- Accurate concentration check of battery fluids, antifreeze liquid & cleaning fluids
- Suitable for ethylene & propylene glycol coolants
- Ethylene Glycol: -76°F- 32°F
- Propylene Glycol: -58°F- 32°F
- Battery Fluid: 1.15 – 1.30 Specific Gravity
- Automatic temperature compensation
- Easy to read scale
- Includes sturdy storage case



SP61002

BATTERY FLUID HYDROMETER

- Test specific gravity of battery fluid
- Floating module indicator specific gravity charge
- One piece rubber bowl
- Flexible neoprene tip



BATTERY TERMINAL TOOLS

SP61001

POST & TERMINAL CLEANER

- Easy Cleaning of battery posts & terminals
- Wire Brushes remove corrosion build up on battery posts and terminal for improved electrical contact
- External brush for cleaning battery posts Internal brush for cleaning battery terminals



SP61003

BATTERY TERMINAL SPREADER & REAMER PLIERS

- Heavy duty professional quality spreader
- Suitable for cleaning and spreading battery cable terminals
- Insulated ergonomically designed handles
- Manufactured from durable high quality steel



SENSOR SOCKETS

SP64065

SENSOR SOCKET SET 7 PIECE

- Window in socket allows the wires attached to the sensors to be bypassed, eliminating wire damage
- Applications include: Mitsubishi, Nissan, GM and the Volkswagen Audi Group
- For heated & non-heated lambda sensors
- Contained in heavy duty storage case with EVA foam tray

SET INCLUDES

- 29mm pressure/vacuum switch socket
- 7/8" vacuum switch socket
- 27mm oil pressure sending unit socket
- 1" & 1-1/16" oil pressure sending unit socket
- Long oxygen sensor socket - 22mm
- Short oxygen sensor socket - 22mm



SP64060

3/8"DR OXYGEN SENSOR SOCKET 22MM

- 3/8"Dr x 22mm
- Window in socket allows the wires attached to the sensors to be bypassed
- Common 6 point socket fits most oxygen sensors
- Applications include: Mitsubishi, Nissan, GM and the Volkswagen Audi Group
- For heated & non-heated lambda sensors



SP64061

3/8"DR OXYGEN SENSOR SOCKET OFFSET - 22MM

- 3/8"Dr x 22mm
- Window in socket allows the wires attached to the sensors to be bypassed
- Offset drive accesses sensor from the side, eliminating wire damage
- Common 6 point socket fits most oxygen sensors
- Applications include: Mitsubishi, Nissan, GM and the Volkswagen Audi Group
- For heated & non-heated lambda sensors



RADIO REMOVAL

SP61040

RADIO REMOVAL TOOL FORD

- Makes radio removal fast and damage free
- Simply insert tools into holes on radio face-plate to release the retaining clips
- Handles serve for removing radio from surround panel
- Use on most 1987 to current ford cars & trucks



ENGINE SERVICE

From an engine service to an engine rebuild, we have the specialised service tools required to save time and money when performing these repairs. SP Tools provides tools for all major and minor engine service and repairs.

NOID LIGHTS



SP71050

NOID LIGHT KIT 6 PIECE

- Check fuel injector signal faults fast
- Simply disconnect injector harness and plug in noid Light
- Easy to use and fits a wide variety of injector harnesses
- Compatible with: GM PFI, FORD TBI, GEO TBI, BOSCH PFI, GM TBI, GM SCPI
- All housed in a heavy duty blow mould storage case

SP71052

NOID LIGHT KIT 10 PIECE

- Check fuel injector signal faults fast
- Simply disconnect injector harness and plug in noid Light
- Easy to use and fits a wide variety of injector harnesses
- Compatible with: GM PFI, FORD TBI, GEO TBI, BOSCH PFI, GM TBI, GM SCPI
- All housed in a heavy duty blow mould storage case

ALSO AVAILABLE INDIVIDUALLY

SINGLE NOID LIGHTS TO SUIT

Suits Bosch Port fuel Injection harness with round pins
Suits GM Port fuel Injection harness with flat pins
Suits GEO Throttle body Injection harness with flat pins
Suits GM Throttle body Injection harness with large round pins
Suits GM SCPI Throttle body Injection harness with large round pins
Suits Ford TBI Throttle body Injection harness with large round pins

MODEL

SP66150
SP66151
SP66152
SP66153
SP66154
SP66155



FUEL LINE DISCONNECT TOOLS

SP64052

AC & FUEL LINE DISCONNECT KIT

- Comprehensive set of tools for decoupling automotive air conditioning hoses and fuel lines
- Offset design with spring loaded action allows one handed operation
- Suitable for a wide variety of vehicles
- Colour coded for easy identification
- Supplied in a sturdy carry case

SIZES INCLUDE

- | | |
|--------------------------------|---------------|
| • 8mm (5/16") | • 13mm (1/2") |
| • 9.5mm (3/8") | • 16mm (5/8") |
| • 9.5mm (3/8") Cooler Line | • 19mm (3/4") |
| • 9.5mm (3/8") Oil Cooler Line | • 22mm (7/8") |



SP64050

AC & FUEL LINE DISCONNECT SET

- Easy clip over design
- Simple push under fitting until hose releases
- 5/16", 3/8", 1/2", 5/8", 3/4" & 7/8"



SP64051

FUEL LINE DISCONNECT TOOL

- Fits E-3/8" & F-5/16" fuel lines
- Release locking coupling on 5/16" & 3/8" fuel lines

GASOLINE

SP66062

FUEL INJECTION PRESSURE TESTER MULTI-POINT

- Suits Multi-point systems with "Push On" and "Banjo" style hoses
- Features quick coupling fittings
- Suits GM, Ford, Toyota, Mazda, Honda, Mitsubishi, Nissan, Suzuki, Daihatsu



GASOLINE CONTINUED



SP66065

FUEL INJECTION PRESSURE TESTER

- Suits the workshop that handles a wide variety of vehicle's multi-point, throttle body & CIS system (Continuous Injection Systems)
- All adaptors, gauges & hose assemblies feature a quick coupling system for speedy & efficient testing connection
- The uniquely designed relief valve relieves the pressure & the fuel safely
- No need for wrenches or pipe dope
- All housed in a heavy duty blow mould storage case



SP66060

VACUUM/FUEL PUMP TESTER KIT

- Check for leaking or defective parts in vacuum systems & mechanical fuel pumps
- Thick rubber bump guard
- Clear and easy to read gauge design

MEASURES

Engine Vacuum:

- 0-30 in-Hg
- 0-700 mm-Hg
- 0-100 KPA

Fuel Pump Pressure:

- 0-10 PSI
- 0-700 g/cm2
- 0-70 KPA

DIESEL

SP66068

COMMON RAIL DIESEL FUEL RETURN FLOW TEST KIT - 49 PIECE

- Designed to measure return fuel flow on diesel vehicles up to 8 cylinders fitted with common rail injection systems
- Identifies worn, blocked or inoperative injectors quickly & easily
- Includes measurement tubes for short term tests & measurement bottles for long term, more accurate evaluation
- Adaptor set to suit Bosch, Siemens, Delphi & Denso Injectors
- All housed in a heavy duty blow mould storage case



SP66066

DIESEL INJECTOR SYSTEM PRIMING PUMP

- Essential for reintroduction of fuel into fuel pump following maintenance, such as fitting of new diesel filter or following drainage of fuel tank

CONTINUED

DIESEL



SP66076

DIESEL INJECTION SYSTEM PRIMING PUMP KIT 12 PIECE

- Essential for reintroduction of fuel into fuel pump following maintenance, such as fitting of new diesel filter or following drainage of fuel tank
- Includes adaptors for GM, Renault, Fiat, Ford, PSA (Peugeot, Citroën & Ford)
- Housed in EVA foam organiser tray

SP66085

DIESEL INJECTOR PULLER SET 4 PIECE

- Set of 3 adaptors plus a special tool for removing the internal part of Bosch injectors
- Specifically designed for removing Delphi/Bosch diesel injectors
- Adaptors can also be used with an air hammer to loosen the injector by vibration
- Use with a slide hammer with 5/8" UNF thread (SP66086)
- All housed in a heavy duty blow mould storage case



SP66086

5/8" UNF DIESEL INJECTOR PULLER SLIDE HAMMER

- Slide hammer to suit diesel injector puller kit (SP66085)
- Thread: 5/8" UNF
- Hammer weight: (3.5lb)



SP66084

DIESEL INJECTOR SEAT CLEANER SET 7 PIECE

- Set of five diesel injector seat cleaners, centering pilot and t-handle
- Used to clean/de-carbonise injector seats when changing injectors
- Centring pilot: 7mm
- Various vehicles: 15mm
- Delphi/Bosch injectors: 17 x 17mm (BMW, PSA, Renault, Ford)
- Bosch injectors: 17 x 19mm (Mercedes CDI)
- Angled: 17 x 17mm (Mercedes CDI)
- Angled: 17 x 21mm (Fiat, Iveco)
- All housed in a marked EVA foam tray and heavy duty blow mould storage case

DIESEL

CONTINUED

SP66081

DIESEL INJECTOR SOCKET SET 6 PIECE

- Designed for removal, inspection or replacement of injectors
- 1/2" Dr sockets
- Window in socket allows the wires attached to the sensors to be bypassed, eliminating wire damage
- Applications include: Ford, Nissan, Audi, BMW, Mercedes, Land Rover, Seat, Holden, Volvo, VW, Peugeot, LGV, Scania, Alfa Romeo
- Chrome Molybdenum
- All housed in a heavy duty blow mould storage case

Size & Applications:

- 90 X 21mm - Ford
- 80 X 22mm - Nissan, VW
- 110 X 22mm - Audi, BMW, Mercedes, Rover, Seat, Vauxhall, Volvo, VW
- 80 X 27mm - BMW, Fiat, Ford, Peugeot
- 80 X 28mm - LGV - Scania, Volvo
- 83 X 28mm - VM 2.4D/2.5D Engine Alfa Romeo, Chrysler, Land Rover



GASOLINE COMPRESSION TESTERS

SP66023

GASOLINE COMPRESSION TESTER

- 2.5" gauge with dual scale, 0-300psi, 0-22 lbs/cm², 0-300kpa
- Pressure relief valve allows repeated on-vehicle test
- Includes multiple adaptors to fit most applications



SP66024

GASOLINE COMPRESSION TESTER HEAVY DUTY

- Easy reading 2-5" gauge features colour coated quadruple calibrations 0-300psi 22 lbs/cm², 21bar & 2100kpa
- 13" durable rubber hose with 14mm/18mm adapter
- 6" Heavy duty stem with universal rubber cone adapter fits all plugs
- Pressure relief valve allows repeated on-vehicle tests
- All housed in a EVA foam tray and heavy duty blow mould storage case

CONTINUED **GASOLINE COMPRESSION TESTERS**

SP66030

GASOLINE COMPRESSION TESTER DELUXE

- Checks cylinder compression from 0-300psi (0 to 22 lbs/cm2)
- Assembles to form either push in or screw in type testers
- Screw in adaptors include: M10 x 1.0, M12 x 1.25, M14 x 1.25 & M18 x 1.5
- All housed in a heavy duty blow mould storage case



DIESEL COMPRESSION TESTERS

SP66037

DIESEL COMPRESSION TESTER SET AUTOMOTIVE

- A basic set for diesel work
- Tester has a pressure relief valve for releasing air & retesting
- A 16-1/2" wire reinforced hydraulic hose has a quick coupler on a swivel for ease of connection
- A 2-1/2" gauge with easy to read red and black dial with snap-in lens
- Records pressures from 0-1000psi and 0-70 Bar
- Adaptors for GM, Ford, Audi, Mercedes Benz, Peugeot, VW & Volvo
- All housed in a heavy duty blow mould storage case



SP66038

DIESEL COMPRESSION TESTER SET DELUXE

- Comprehensive test kit for both direct & indirect diesel injected cars
- Simple and easy to use
- Checks engine compression under cranking conditions
- Small profile, quick coupling adaptors for speed & security
- Built-in pressure relief valve enables repeat tests without dismantling
- Flexible hose (14ft) gives access to restricted plug & injector ports
- Dual scale 3" gauge 0-1000 psi and 0-70 Bar
- All housed in a EVA foam tray and heavy duty blow mould storage case



SP66039

DIESEL COMPRESSION TESTER SET COMMERCIAL

- Measures cylinder pressure on diesel cars and trucks
- Unique swivel end quick coupler allows the operator to connect the adaptors quickly and easily

SUPPLIED WITH ONE GAUGE AND ALL NECESSARY ADAPTERS

- Dual measurement scale: 0 to 1,000psi / 0 to 70bar with quick release valve
- 2-1/2" dial, glycerine filled gauge with glass lens in stainless steel housing
- (14.5") long nylon jacketed pressure hose assembly - 4,500psi rated

INCLUDES 13 PIECE ADAPTOR SET TO SUIT:

- Allis Chalmers • Audi • Bedford Case • BMW • Caterpillar • Chalmers • Chevy
- Cummins • Detroit Diesel • Fiat • Ford • Ford Tractor • General Motors • International Harvesters • Isuzu • John Deere • Lincoln Continental • Mack Truck • Mercedes Benz • Peugeot • Toyota • Volkswagen • Volvo



LEAK DETECTOR AND CRANK STOPPER

SP66027

CYLINDER LEAK DETECTOR & CRANK STOPPER

- Pinpoints low compression cause i.e. burnt valves, worn rings, etc.
- Crank stopper locks engine in place to facilitate installation of timing belts & removal of harmonic balance pulleys
- Supplied with 14mm adaptor, 14mm deep adaptor & 18mm adaptor
- Gauges show % of cylinder leakage & cylinder pressure
- Suitable for use on any GASOLINE engine with 14 or 18mm spark plugs
- All housed in a EVA foam tray and heavy duty blow mould storage case

OIL PRESSURE TESTERS

SP66069

ENGINE OIL PRESSURE TESTER

- Highly accurate
- Large and easy to read dial
- Pressure scale: 0-100psi / 0-700kpa
- Gauge fitted with heavy duty rubber bumper
- 24" long flexible hose
- Includes adapters to suit most vehicles
- Housed in a heavy duty, impact resistant storage case



SP66070

ENGINE OIL PRESSURE TESTER DELUXE

- Designed to check engine oil pressure in both cars & trucks
- Easy to read dual scale gauge
- Complete with 23.5" of oil proof hose with 1/8" NPT
- Also includes 1/4" NPT, 3/8" NPT, 1/2 BSP, M10x1.0, M12x1.5, M14x1.5, elbow adaptors & 2" nipple & coupling
- Dual gauge readings: 0 to 300psi (0 to 21 Bar)
- Gauge diameter: 2.5"



CYLINDER HEAD TOOLS

SP66110

COMPRESSED AIR ADAPTOR

- Used to hold the valves closed whilst spring is compressed
- Spark plug adaptor with 14mm and 18mm threaded fittings for car and light commercial use
- Valve assembly maintains cylinder pressure when air supply is cut
- Requires a 90-125psi supply
- 1/4" BSP female airline coupler included



SP66012

VALVE SPRING COMPRESSOR - SCREW TYPE OVERHEAD

- Easily remove valve springs on most cars & light trucks
- Works with cylinder head on or off the engine
- The jaws grip the valve spring in parallel compression



SP66014

VALVE SPRING COMPRESSOR


- 8" valve pinchers
- Universal jaw with 3"-6.5" capacity & 6" throat depth
- Universal compressor with strong adjustable cam-action
- Parallel lift and automatic locking suitable for small to medium OHV engines
- 2 valve spring sizes 25mm and 30mm



SP66015

VALVE SPRING COMPRESSOR

- Suitable for use on multi valve GASOLINE and diesel engines with deep-seated valves
- Universal jaw with 2"-13" capacity and 165mm v
- Suitable also for general use on OHC, OHV and CVH engines
- Reversible jaw and adaptor
- Twin cam action permits use from above or below valve
- 2 Valve spring sizes 25mm and 30mm



SP66115

VALVE LAPPERS

- Hand grind small & large flat head unslotted valves
- Contoured hardwood handles for comfortable grip
- To use, place grinding compound on valve face and put in seat

Set Includes:

- Small cup diameters 5/8" and 13/16"
- Large cup diameters 1-1/8" and 1-3/8"



PISTON RING COMPRESSOR

PISTON RING COMPRESSORS

- Available in 2 sizes: 50-5" & 75-13"
- Compresses piston rings for easy installation
- Self locking ratchet
- Supplied with tightening arm
- Double band adjustable tensioner

AVAILABLE IN 2 OPTIONS

SIZE	MODEL
2 - 5"	SP66020
3 - 13"	SP66021



ENGINE CYLINDER HONES



SP63037

ENGINE CYLINDER HONE 3 ARM - SMALL

- Versatile hone for 1" - 3.5" diameter cylinders
- 50mm fitted stones - Medium 220 grit
- Knurled nut controls tension
- Flexible shaft for ease of use and self centering
- Adjustable tension, controlled spring action and spread control limiter



SP63038


ENGINE CYLINDER HONE 3 ARM

- Versatile hone for 2" - 7" diameter cylinders
- 4" fitted stones - Medium 220 grit
- Knurled nut controls tension
- Flexible shaft for ease of use and self centering
- Adjustable tension, controlled spring action and spread control limiter
- Replacement stones available: SP63138

SP63138

REPLACEMENT STONES ENGINE CYLINDER HONE - 3 ARM

- 4" fitted stones - Medium 220 grit
- Stones suit: SP63038



PITCH & FEELER GAUGES

SP64036

FEELER GAUGE SET - OFFSET 12 PIECE

- Offset blade for easy tappet clearance measuring
- 0.008, 0.010, 0.012, 0.013, 0.014, 0.015, 0.016, 0.018, 0.019, 0.020, 0.025 & 0.026" blades
- Marked with equivalent metric sizes
- Offset blades 4" long x 13mm wide with 25mm offset tip
- Fold out design allows for easy access to all sizes



SP64032

FEELER GAUGE SET - TYPE A 26 PIECE

- 0.0015, 0.002, 0.0025, 0.003, 0.004, 0.005, 0.006, 0.007, 0.008, 0.009, 0.010, 0.011, 0.012, 0.013, 0.014, 0.015, 0.016, 0.017, 0.018, 0.019, 0.021, 0.022, 0.023, 0.024 & 0.025"
- Marked with equivalent Metric sizes
- Straight blades 3.5" long x .5" wide
- Fold out design allows for easy access to all sizes



SP64034

FEELER GAUGE SET 32 PIECE

- 0.0015" - 0.035"
- Marked with equivalent metric sizes
- Straight blades 3.5" long x .5" wide



SP64030

FEELER GAUGE SET 25 PIECE

- 0.04 - 1.00mm
- Marked with metric sizes
- Hardened spring steel straight blades
- Straight blades 3" long x 13mm wide



SP64031

FEELER GAUGE SET - DOUBLE SIDED OFFSET 26 PIECE

- .005"-.030" (0.127-0.762mm)
- Marked with equivalent metric/inch sizes
- Offset blades 4" long x 13mm wide with 25 mm offset tips



ENGINE TIMING TOOLS - UNIVERSAL

REMOVES & INSTALLS
STRETCH BELTS

ONE PIECE
MAGNETIC



SP70991

STRETCH BELT TOOL

- Aids in the quick and easy removal/installation of stretch fit belts
- Installs all Stretch fit belts
- Allows for the reuse of stretch fit belts
- Magnetic faces hold the tool in place on the pulley
- Compact, one-piece tool can be used on the front or back side of the pulley

ROTATED VIEW



INSTALLATION



PLACEMENT
ANGLE

REMOVAL



PLACEMENT
ANGLE



SP71060

TENSIONER LOCK OUT PIN SET 6 PIECE

- Includes 0.79mm, 1.24mm, 1.37mm, 1.49mm, 1.68mm & 1.92mm
- Suitable for locking back belt tension devices while installing or removing cam or auxiliary drive belt
- Wide range of vehicle & engine applications

SP70865

CRANKSHAFT BOLT REMOVAL TOOL 1/2" DR.

- Reduces service time
- Use where impact guns won't fit
- Loosens and tightens bolts
- Recommended for use with impact sockets
- Produces up to 600 ft/lbs of torque to loosen stubborn bolts



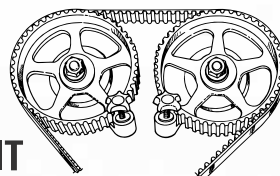
CONTINUED **ENGINE TIMING TOOLS - UNIVERSAL**



SP70907

TIMING GEAR HOLDER/ SINGLE CAM CLAMPS KIT

- Securely holds the timing gear during removal or installation
- Prevents timing gear movement while the retaining bolt is removed
- Allows rotation of cam gear to align valve timing marks
- Single lever looking design is easy to use
- Slimline design allows maximum access



- Single Cam Clamps lock each gear individually during timing belt replacement
- Holds valve timing during belt replacement
- Compact size allows use in confined engine compartments
- Easy to use-installs in seconds



SINGLES CAM CLAMP SETS

AVAILABLE IN 2 OPTIONS

- Use on single, twin and quad cam engines to hold valve timing during belt replacement
- Low profile design works on engines with gear to cylinder head clearances from 5mm (1/4") to 35mm (1-3/8")

SP70902

2 PIECE

- 2 x Timing Gear Clamps
- 2 x Bolt Extensions

SP70905

4 PIECE

- 4 x Timing Gear Clamps
- 4 x Bolt Extensions

SP70900

MASTER CAM CLAMP KIT 5 PIECE

- This universal kit covers most single overhead cam engines, twin cam engines and quad cam engines
- Lock camshafts to hold valve timing during belt replacement
- Reduces repair time
- Prevents possible engine damage due to incorrect timing
- Compact design to allow easy operation in small engine bays



ENGINE OIL SERVICE



SP64001

OIL FILTER WRENCH 3 PRONG

- Compact design great for confined areas
- Suits oil filters 2.25" to 3.75"
- 3/8" Drive



SP64000

OIL FILTER WRENCH 3 PRONG - REVERSIBLE

- Suits oil filters 2.25" to 4"
- 1/2" Square drive or hex drive



SP64010

OIL FILTER WRENCH - STRAP TYPE CAR

- 1/2" Square Drive
- Suits oil filters up to (6")
- Non-slip nylon strap



T864010

OIL FILTER WRENCH - STRAP TYPE 888 SERIES - CAR



- Tough non-slip nylon strap
- Suits spin-on type filters up to (6") dia.
- Turn with 1/2" ratchet, angle or power bar
- Strap width: 50mm



SP64012

OIL FILTER WRENCH - STRAP TYPE TRUCK

- Suits oil filters up to (12")
- Satin finish cast steel body with 3/8" and 1/2" sq drives
- Extra wide nylon webbing strap



OIL FILTER WRENCHES SWIVEL HANDLE

- Available in various sizes to suit multiple oil filter sizes
- Heavy duty oil filter wrenches
- 90° swivel head to access filters in confined areas
- Wide band securely grips filters without crushing them
- Dimples on band ensures secure grip without slippage
- Comfortable grip handle

AVAILABLE IN 6 OPTIONS

SIZE	MODEL
2 - 3"	SP64003
3 - 3.5"	SP64004
3.5 - 4"	SP64005
4 - 4.5"	SP64006
4.5 - 5"	SP64007
5 - 5.5"	SP64009

CONTINUED

ENGINE OIL SERVICE

SP71108

OIL FILTER WRENCH - 3" X 3/8"DR

SUITS: AUDI, BMW, FORD, MAZDA, TOYOTA, VW, FORD, PORSCHE & MERCEDES BENZ - V6 & V8

- Suits: Audi, BMW, Ford, Mazda, Toyota, VW, Porsche, Ford Focus (2004-2006) & Mercedes Benz - V6 & V8
- Size: 14 flutes x 3" x 3/8"Dr
- Use Torque: 25N-m±5N-m
- Chrome Finish



SP71110

OIL FILTER WRENCH - 2.5" X 3/8"DR

SUITS: TOYOTA (4 CYLINDER)

- Suits: Toyota 4 cylinder (1800cc - 2000cc) (New Cars) Allion, Auris, Corolla Axio, Corolla Fielder, Corolla Rumion, Isis, Ist, Noah, Premio, Prius, Voxy, Wish
- Size: 14 flutes x 2.5" x 3/8"Dr.
- Use Torque: 25N-m±5N-m
- Chrome Finish



SP71111

OIL FILTER WRENCH - 1.25" X 3/8"DR

SUITS: GM (4 CYLINDER) & MERCEDES BENZ HGV'S

- Suits: GM Opel/Vauxhall 4 cyl, GM 2.2liter ecotech X10XE, X12XE, Y17DT, Y17DTL engines, Mercedes HGV'S e.g. OM364 & OM366 engines.
- Size: Hex x 1.25" x 3/8"Dr.
- Use torque 25Nm ± 5Nm
- Chrome Finish



SP71113

OIL FILTER WRENCH - 2.5" X 3/8"DR

SUITS: TOYOTA & LEXUS (6 & 8 CYLINDER)

- Suits Toyota & Lexus 6 & 8 Cylinder Toyota: 2007-2008 V6, Corolla - (2007-2009) 4cyl, Tundra - (2007) 8cyl, Sequoia - (2008) 8cyl, Land Cruiser - (2008-2010) 8cyl, 4Runner - (2008-2010) 4 & 6Cyl Lexus: (2006) - All vehicles, (2007) ES350, GS350, GS450h, LS460, RX350, (2008) LS600h L, (2009) LX570
- Size: 14 flutes x 2.5" x 3/8"Dr.
- Use Torque: 25N-m±5N-m
- Chrome Finish



SP71115

OIL FILTER WRENCH - 3.5" X 3/8"DR

SUITS: HYUNDAI, KIA, LAND ROVER, RANGE ROVER & JAGUAR

- Suits: Hyundai, Kia, Land Rover, Range Rover & Jaguar
- Size: 15 flutes x 3.5" x 3/8"Dr.
- Use Torque: 25N-m±5N-m
- Chrome Finish



SP71116

OIL FILTER WRENCH - 1" X 3/8"DR

SUITS: MERCEDES BENZ & SMART CAR

- Suits: Mercedes Benz & Smart Car
- Size: Hex x 1" x 3/8"Dr.
- Use torque 25Nm ± 5Nm
- Chrome Finish



ENGINE OIL SERVICE

CONTINUED



SP71117

OIL FILTER WRENCH - 3.5" X 3/8"DR

SUITS: BMW & VOLVO

- Suits: BMW & Volvo
- BMW: 335i 3.0L Twin Turbo, 535i 3.0L Twin Turbo, 3 Series (E90) & X6 3.0L Twin Turbo
- Volvo: All Models (1999 - 2008) excl. 2005 40 & 50 Series

- Size: 16 flutes x 3.5" x 3/8"Dr.
- Use Torque: 25N-m±5N-m
- Chrome Finish



SP71118

OIL FILTER WRENCH - 1.5" X 3/8"DR

SUITS: MERCEDES BENZ (DIESEL), BMW, MINI, FORD (6 LITER DIESEL) & VOLKSWAGEN (VR6)

- Suits: Mercedes diesel engines OM604, OM605 & OM606, BMW engines M52 6 cyl, M60 8 cyl & M70 12 cyl, Mini One, Ford 6.0 Liter diesel engine (predominantly used in pickups) & Volkswagen VR6 engine.

- Size: Hex x 1.5" x 3/8"Dr.
- Use torque: 25Nm ± 5Nm
- Chrome Finish

SP64008

OIL FILTER PLIERS

- Adjustable serrated jaws lock into position providing maximum grip on "oily" oil filters
- Made from heavy duty hardened steel
- Comfortable dipped PVC handles for extra grip
- Removes oil filters: (2") to 127mm(5")



OIL DRAIN PLUG KEYS

SP20215

OIL DRAIN PLUG KEY SET - 3/8"DR 18 PIECE

- Helps remove & replace drain plugs in hard to reach locations on differentials, gearboxes & engine sumps

SET INCLUDES

- Inhex Keys - 3/8"Dr Metric - 8, 9, 10, 12, 14 & 17mm
- Square keys 3/8"Dr Metric - 7, 8, 10, 11, 12, 13 & 14mm
- Square keys 3/8"Dr SAE - 5/16" & 3/8"
- Triangle key 3/8"Dr 10mm
- Spline key 3/8"Dr M16
- SQ key 3/8"Dr 10mm



OIL/FLUID DRAIN PANS

MULTI DRAIN TUBS/PANS

AVAILABLE IN 2 SIZES

- For use when changing engine oils, transmission oils etc
- Resistant to chemicals such as oil, antifreeze and solvents
- Made from durable, light weight high-density polyethylene material
- Heavy wall construction stays rigid even with hot oil
- Large handles are positioned to aid carrying and pouring
- Built-in pouring spout aids in returning fluid to recycling container with minimal spillage

VOLUME	DIMENSIONS	MODEL
8 Liter	• 20.5" x 15.5" x 6"	SP64108
16 Liter	• 23.5" x 17.7" x 7"	SP64116



DRILL PUMP KIT AND ADAPTERS

SP71196

DRILL PUMP KIT - QUICK FLOW

- Universal adaptor with rubber mounting strap allows all drill sizes to be quickly mounted to pump
- 3 Liters per minute with drill speed of 1,200 RPM
- One hand operation leaves free hand to manage suction and discharge hoses
- Heavy duty design and manufactured from high strength, chemical resistant polymer
- Steel gear shafts running in brass bushes
- Suitable for long run cycles
- Positive Priming
- 1/4" hex to 3/8" drive drill adaptor included
- Quick connect couplers for hose interchange and storage
- Also able to run using 3/8" Drive Air Ratchets



IDEAL FOR TRANSFERRING

AUTOMOTIVE

- Engine Oil
- Automatic Transmission
- Gear Oil
- Power Steering Fluid
- Brake Fluid
- Coolant

MARINE

- Engine Oil Pump Out
- Gear Oil Change
- Bilge Pump Out

INDUSTRIAL

- Hydraulic Oils
- Machining Coolants

NOTE: DRILL NOT INCLUDED



HIGH FLOW RATE

3 LITERS PER MINUTE
with a drill speed of 1,200RPM

KIT INCLUDES

- Quickflow drill pump
- 1/4" hex to 3/8" drive drill adaptor
- 2 x 8mm x 1m hose
- 1 x 6mm x 1m transmission suction hose
- Instruction manual
- Blow mould case

NOTE: THIS PUMP IS NOT COMPATIBLE WITH FLAMMABLE LIQUIDS



FAST CONNECT AND DRAINAGE

SP71201

TRANSMISSION ADAPTOR KIT SUITS: QUICK FLOW DRILL PUMP

- Kit contains adaptors required to refill many sealed automatic transmissions.
- Best suits use in conjunction with quick flow drill pump to quickly refill transmissions.
- Pressure hose and adaptors have quick connect fittings for easy interchange.
- Adaptors are made from light weight, high strength composite material with high chemical resistance. High impact resistance prevents damage to adaptor thread if dropped.

DESCRIPTION

ADAPTOR - M22 x 1.5mm
ADAPTOR - M24 x 1.5mm
ADAPTOR - M30 x 1.5mm
ADAPTOR - M8 x 1.0mm x 46mm
ADAPTOR - M18 x 1.5mm with flex hose
ADAPTOR - 5/16 - 24 UNF x 46mm
ADAPTOR - M10 x 1.0mm x 95mm
ADAPTOR - M12 x 1.5mm x 83mm
ADAPTOR - 45° x 142mm
ADAPTOR - 1/8" NPT x 118mm
PRESSURE HOSE

APPLICATION

VW/Audi with CVT Transmission
VW/Audi with DSG Transmission
VW
VW Tiguan
Toyota ATF
Volvo ATF
VW ATF
Mercedes Benz with 722.9 7 G Tronic Transmission
General
Ford ATF
All

FLUID EXTRACTORS



EXTRACTION SYRINGES

- Multi-purpose syringe ideal for the transfer of oils/fluids to and from vehicle components such as gearboxes and differentials
- Translucent body allows easy inspection of oils and fluids.

SUITABLE FOR

- Oil extraction: Power Steering, Gear Box, Automatic Transmission, Differential, Engine and more
- Fluid Extraction: Coolant, Brake fluid, Hydraulic fluid, Lubricating fluid

AVAILABLE IN 2 OPTIONS

VOLUME	MODEL
200ml	SP65122
1.5L (1500ml)	SP65123



SP64022

FLUID EXTRACTOR - VACUUM POWERED 34 FL OZ

- Small, fast & portable fluid extractor
- Operates with an air compressor
- Extraction is achieved using deep vacuum technology
- Designed to vacuum fluids from inaccessible or confined areas
- Quick release air supply locking trigger
- Container constructed from chemical resistant materials
- 34 fl oz capacity

SUITABLE FOR

- Oil extraction: Power Steering, Gear Box, Automatic Transmission, Differential, Engine and more
- Fluid Extraction: Coolant, Brake fluid, Hydraulic fluid, Lubricating fluid



SP64025

OIL EVACUATION SYSTEM 1.5 GALLON

- Fast, no mess fluid removal
- Air operated, "no moving parts" fluid extraction unit
- Designed to vacuum fluids from inaccessible or confined areas
- Container constructed from chemical resistant materials
- 1.5 gallon capacity

SUITABLE FOR

- Oil extraction: engine, power steering, gear box, automatic transmission, differential, marine, industrial machinery, plant equipment
- Fluids: brake, coolant, hydraulic, cutting, lubricants

SET INCLUDES

- 1.5 gallon container
- Vacuum generator
- 5.5ft Suction hose & on/off tap
- 2 x Suction probes
- Brake bleeding attachment with quick connect fittings

SEAL REMOVAL/INSTALLATION TOOLS

SP70960

SEAL TOOL KIT 24 PIECE

- Ideal for easy removal and installation of camshaft and crankshaft seals
- Compact puller with unique extracting hooks engage seal for quick removal
- Interchangeable sleeves and mandrels allow easy installation of new seal
- Suits seals from 1" to 2.5"



SP30819

SEAL REMOVAL/INSTALLATION KIT WICK SEALS

- Removes and installs upper rear seals without dropping the crankshaft
- Cork screw puller makes it easy to remove the old seal
- Spring steel clip grips the seal firmly as it is pulled into position
- Works on both rope and synthetic rubber material



SP66000

TWIN HOOK SEAL PULLER

- Suitable for safe removal of oil and grease seals found in automotive drives and transmissions without damage to seal or surrounding casting
- Two hook sizes to fit most seal applications
- 12.75" length
- Heavy duty



TRANSMISSION TOOLS



SP64210

TRANSMISSION STOP-OFF TOOL

- Use this tool to plug the transmission shaft opening when removing the drive shaft, repairing the U-Joints or performing general transmission service.
- Tapered Design suits most vehicles

FUEL TANK SENDER WRENCHES



SP64067

3 LEG FUEL TANK SENDER WRENCH

- Used for removal & re-fitting tank sender moulding rings
- Range: 3-6" Diameter
- Use with a 1" Wrench Socket

> COOLING SERVICE

An engine that's overheating will quickly self destruct, so maintenance of the cooling system is essential to the life of the engine. At SP Tools we have a range of both diagnostic and maintenance tools for the cooling system.

COOLING SYSTEM PRESSURE TESTERS

SP70889

COOLING SYSTEM PRESSURE TESTER DELUXE

- The patented inflatable bladder attaches to radiator or header tanks for system testing
- Eliminates the need for adapters to pressure test the cooling system
- Fits bayonet and threaded filler necks on radiators or header tanks
- Identifies cooling system pressure leaks
- Includes 6 double end radiator cap testers
- The inflatable bladder sealing system enables the analyser to attach to almost all passenger and light commercial vehicles

SET INCLUDES

- Analyser
- Pressure pump - 0-30 psi (0-207 kPa) gauge
- Air supply hose
- Drain hose
- 6x Double end radiator cap testers
- 3x Radiator neck extensions
- Instruction manual
- Blow moulded storage case



SP70800

COOLING SYSTEM PRESSURE TESTER

- Eliminates the need for adapters to pressure test the cooling system
- Universal attachment to radiator or header tanks
- Fits bayonet and threaded filler necks
- Identifies cooling system pressure leaks

SET INCLUDES

- Analyser
- Pressure pump - 0-30 psi (0-207 kPa) gauge
- Air supply hose
- Drain hose
- 3 x Radiator neck extensions
- Instruction manual
- Blow moulded storage case

COOLING SYSTEM PRESSURE TESTERS

SP70750

COOLING SYSTEM PRESSURE TEST KIT 21 PIECE

- Thumb-operated relief valve for quick and easy pressure release and self-locking quick-disconnecting components
- This kit is designed to find internal & external cooling system leaks
- It includes a selection of radiator cap adaptors, header tank adaptors and radiator cap tester adaptors to test all aspects of the cooling system
- Includes a heavy duty pump with test range 0 - 2.5bar.

SET INCLUDES

- Thermometer
- Adapter wrench
- Pressure testing pump with gauge (gauge reading from 0~35 psi)
- Adaptor - Black connector for radiator cap No.3 (R123) and No.4 (R124)
- Adaptor - Blue connector for radiator cap No.3(R123) and No.5 (R125)
- Adaptor - Mercedes (W123. W126. W124. W201). GM (Buick). Jeep
- Adaptor - Peugeot, Subaru, Chrysler, Acura, GM (Nova, Spectrum, Sprint), Mitsubishi, Nissan, Mazda, Toyota, Infiniti, GEO, Suzuki, Isuzu, Mercedes
- Adaptor - Honda, Toyota, Suzuki, Mitsubishi, Chrysler, Acura
- Adaptor - Mercedes Benz (ML-class. W163. W164), GM (Acliva. Skylark. Grand Am 1992~2002)
- Adaptor - Volvo, Saab, Sterling, Citroen, Renault, Fiat, Alfa, Jeep
- Adaptor - VW (Vento. T4. Passat-1996. Golf. Beetle. Sharan)
- Adaptor - Audi (A4. A5. A6), BMW E45, VW (Passat-1997~2002), Porsche (Cayenne)
- Adaptor - BMW (E46. E36. E39. E38. E32. E90)
- Adaptor - Audi, VW
- Adaptor - Ford Mondeo. International. Land Rover. Opel. Jaguar. Sangyoung motor
- Adaptor - Mercedes (C-class. E-class. S-class. W140. W220. W124. W210. W211. W215. W216. W221. R230)
- Adaptor - Ford (Mondeo, Focus, C-Max03)
- Adaptor - Mazda (M3)
- Adaptor - BMW (E60,E63,E64,E90)
- Adaptor - Toyota (Celica, RAV4, Previa, MR2)



COOLING SYSTEM REFILL & FLUSH GUNS

SP70801

COOLING SYSTEM FLUSHING GUN

- Multi-purpose cleaning gun uses a combination of high pressure compressed air and water to quickly clean dirt, scale etc. from the cooling system
- Multi-step nozzle suits most radiator and heater hose sizes



FAN HUB WRENCHES

FORD FAN HUB WRENCHES

- Available in 2 sizes: 32mm & 36mm
- Removes and replaces viscous fan hubs
- Heavy duty trade quality

AVAILABLE IN 2 OPTIONS

SIZE	SUITS	MODEL
1.25"	• BMW and Ford 6 Cylinder	SP72732
1.5"	• Ford 8 Cylinder, Opel and GM	SP72736



HOSE CUTTERS



SP63043

HOSE CUTTERS - 1.5" PLASTIC AND RUBBER

- 42mm pipe cutter
- Compound ratchet action
- Cut PVC pipe, vacuum hoses, heater hoses etc.



SP63046

HOSE CUTTERS - 3" PLASTIC AND RUBBER

- 3" pipe cutter
- Compound ratchet action
- Cut PVC pipe, vacuum hoses, heater hoses etc.

CLIP PLIERS



SP72606

HOSE CLIP PLIERS HEAVY DUTY - 13"

- Spring loaded pliers, ideal for fitting and removing Clic & Clic-R hose clips
- Special jaw design allows for the change from fit to remove simply by turning the pliers over



SP72607

CLIP PLIERS - FLAT BAND HEAVY DUTY - 9"

- Ideal for replacing lower radiator hose
- Fits most size clamps
- Special "v" slot and "o" slot jaws
- Finger tip position lock to keep hose clamps spread open



SP72608

CLIP PLIERS - SWIVEL JAW HEAVY DUTY - 9"

- Ideal for replacing lower radiator hose
- Fits most size clamps
- Special "v" slot and cross slot jaws
- Finger tip position lock to keep hose clamps spread open

HOSE CLAMP PLIERS



SP72604

FLEXI HOSE CLAMP PLIER

- For the removal and replacement of metal or plastic spring-loaded self-tightening hose clamps
- Flexible long reach mechanism allows the pliers to release
- Lock hose clamps in the opened position
- Fitted with 630mm long cable
- For clamp diameters from 1 - 2" (approx.)

> BRAKE & CLUTCH

A safe and functioning brake system requires maintenance. At SP Tools we have tools to use on all parts of the brake system. From a simple brake fluid flush to a complete system rebuild, we have the tools.

DISC BRAKE SPREADERS

SP63005

BRAKE PISTON REWIND KIT 18 PIECE (RH-LH)

- Aids in the rewinding of the pistons in brake calipers without damaging the piston gaskets/seals when replacing brake pads. This is achieved by allowing for the rotation of the piston at the same time as pushing the piston back into the caliper.
- Includes both left & right handed thrust bolt assemblies
- Kit housed in heavy duty case and premium EVA foam tray

SET INCLUDES

- Left handed and right handed spindle
- 16 adapters to fit almost all types of vehicles

**QUICKLY PUSH-BACK
AND WIND-BACK BRAKE
PISTONS**
Helps prevent damage to
pistons & seals



SP63002

DISK BRAKE SPREADER HEAVY DUTY

- Allows for easy compression of brake piston to aid in brake pad changes
- Suits front disc brakes on most domestic and imported cars and light trucks.
- T-shape soft grip handle for greater applied torque



T863002

DISK BRAKE SPREADER 888 SERIES


- Easily installs brake pads on most domestic and imported cars and light trucks.
- Compresses the disc brake caliper pistons to allow for new brake disc pad installation.
- Ideal for any trade mechanic



SP30828

DRUM BRAKE ADJUSTING TOOL

- Overall length: 5"
- Ideal for removing/installing or carrying out brake lining adjustment on drum brakes in confined spaces
- Adjusters unique shape aids in probing brake drum brake backing plates during adjustment
- Suitable for screw and star type adjusters.
- Manufactured from hardened high quality steel



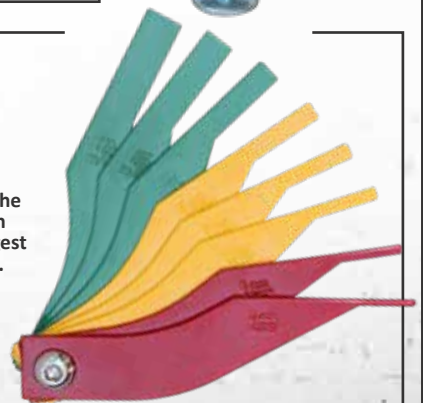
SP63006

BRAKE GAUGE SET 8 PIECE

- Most state agencies require that the customer be notified of how much brake lining is left in order to suggest that the lining should be replaced.
- Brake gauges give an accurate measurement of the amount of brake lining is left without guess work
- Made from 20 gauge sheet metal with durable powdercoat finish

COLOUR CODED FOR EASY IDENTIFICATION

- Red: 2mm, 3mm (Pads must be replaced)
- Yellow: 4mm, 5mm, 6mm (Replacement recommended)
- Green: 8mm, 10mm, 12mm (Brakes are in good and safe working range)



DISC BRAKE SPREADERS

SP63003

REAR DISC BRAKE TOOL

- A universal tool for winding back rear brake pistons on most vehicles
- Unique cube design with 6 different pin designs and a 3/8 square drive for easy attachment to a ratchet



SP63004

BRAKE SPRING WASHER TOOL

- For removal & replacement of brake shoe retaining washers
- Head designed to fit most vehicles
- Knurled outer cone grip
- Ergonomic plastic handle



BRAKE VERNIER CALIPERS

SP35642

DISC BRAKE VERNIER CALIPERS

- 0-60mm Disc Brake Calipers
- Graduation 0.1mm
- Locking Screw
- Length of Jaw 3"



SP35649

DISC BRAKE DIGITAL CALIPERS


- 0-100/10mm Disc Brake Digital Calipers
- Digital Display
- Double Point Jaw
- Power On/Off
- Graduation 0.01mm



SP35646

DRUM BRAKE VERNIER CALIPERS

- Drum Brake Vernier Callipers
- Graduation 0.05mm
- Locking Screw
- Length of Jaw 6"
- Inside 2-19.5"
- Outside 0-19.5"



BRAKE BLEEDER & VACUUM TESTER

SP79995

VACUUM TEST & BRAKE BLEEDING KIT

- The complete kit for all vacuum testing and brake bleeding requirements
- Hand held vacuum pump – compact design, one handed operation
- Allows fast efficient static testing and monitoring
- Allows one man brake bleeding
- Safely transfers fluids
- Ergonomic handle design
- Regulated vacuum relief valve



BRAKE BLEEDERS



SP70895

BRAKE FLUID RESERVOIR REFILLER - AUTOMATIC

- Automatically bleed brakes and refill the fluid reservoir
- Retaining clip provides positive clamping to all master cylinder reservoir types
- Height adjustment filler positions spout to maintain correct fluid level during brake bleeding; prevents running brake fluid reservoir dry
- Positive venting system supplies unbroken continual fluid flow
- On-off tap allows use-and-storage and eliminates brake fluid spill



SP70858

MANUAL BRAKE BLEEDER KIT

INCLUDES AUTOMATIC BRAKE FLUID RESERVOIR REFILLER

BRAKE FLUID RESERVOIR REFILLER - AUTOMATIC

- Automatically bleed brakes and refill the fluid reservoir
- Retaining clip provides positive clamping to all master cylinder reservoir types
- Height adjustment filler positions spout to maintain correct fluid level during brake bleeding; prevents running brake fluid reservoir dry
- Positive venting system supplies unbroken continual fluid flow
- On-off tap allows use-and-storage and eliminates brake fluid spill

BRAKE BLEED BOTTLE

- Universal rubber fitting holds securely on brake bleed screw
- Large collection bottle prevents overfilling
- Internal submersed tube prevents air drawback during brake bleeding
- Hanging hook for hands free use



SP70809

BRAKE & CLUTCH PRESSURE BLEEDING KIT INCLUDES STAND ALONE UNIT WITH 1.5" DIA. CAP

- One-man brake and clutch bleeding the professional way
- Bleeding requires no external power source. Simply fill and pump
- Reservoir holds 2.5 Liters of hydraulic fluid
- Flush the entire system with one fill without the risk of running the reservoir dry
- Pressure range makes unit suitable for use with ABS systems
- Fitted with Ø1.5" cap and suitable for most European models
- Additional adaptors available to expand vehicle capabilities

EXPAND THE RANGE OF SERVICEABLE VEHICLES WITH THE ADAPTORS BELOW

BRAKE & CLUTCH PRESSURE BLEEDING ADAPTORS - SUITS SP70809

THESE ADAPTORS SUIT THE SP BRAKE & CLUTCH BLEEDING KIT



15 ADAPTORS AVAILABLE

FITS	MODEL	FITS	MODEL
Chrysler, Dodge, Jeep, PLYM	SP70810	Daihatsu	SP70818
Chrysler, Dodge, Jeep, PLYM	SP70811	Mitsubishi	SP70819
Most Later Model GM	SP70812	Nissan Blue Bird	SP70820
Honda Accord	SP70813	All Hyundai, Mitsubishi, Nissan and Subaru	SP70821
Nissan	SP70814	Ford Escape	SP70822
Honda	SP70815	Toyota and Lexus	SP70823
Honda	SP70816	Aus Ford	SP70824
Ford	SP70817		

BRAKE BLEEDERS CONTINUED



SP70852

VACUUM BRAKE BLEEDER - 27FL oz

- Uses compressed air to generate deep vacuum to bleed old fluid and air from hydraulic brake systems
- Compact size allows easy operation within wheel arch area
- Universal rubber fitting holds securely on brake bleed screw
- Quick connect coupler for hose interchange as required
- Convenient hanging hook and quick release trigger allows hands-free operation
- Float valve shuts vacuum down when container reaches full to prevent dangerous brake fluid spray if capacity is accidentally exceeded
- Internal shut off valve closes when not in use to prevent fluid spills when stored
- Clear drain hose provides visible inspection of old fluid during bleeding
- Reduces repair times and increases productivity
- New design with unique patented built-in safety valves to prevent accidental fluid spray and spillage
- Air Pressure: Min (80psi), Max (130psi)
- Vacuum: 23inHg at 100psi
- Container capacity: 27 fl oz (1.7pint)

SP70854

VACUUM BRAKE BLEEDER KIT - 27FL oz INCLUDES AUTOMATIC BRAKE FLUID RESERVOIR REFILLER

VACUUM BRAKE BLEEDER

- Uses compressed air to generate deep vacuum to bleed old fluid and air from hydraulic brake systems
- Compact size allows easy operation within wheel arch area
- Universal rubber fitting holds securely on brake bleed screw
- Quick connect coupler for hose interchange as required
- Convenient hanging hook and quick release trigger allows hands-free operation
- Float valve shuts vacuum down when container reaches full to prevent dangerous brake fluid spray if capacity is accidentally exceeded
- Internal shut off valve closes when not in use to prevent fluid spills when stored
- Clear drain hose provides visible inspection of old fluid during bleeding
- Reduces repair times and increases productivity
- New design with unique patented built-in safety valves to prevent accidental fluid spray and spillage
- Air Pressure: Min (80psi), Max (130psi)
- Vacuum: 23inHg at 100psi
- Container capacity: 27 fl oz (1.7pint)

BRAKE FLUID RESERVOIR REFILLER - AUTOMATIC

- Automatically bleed brakes and refill the fluid reservoir
- Retaining clip provides positive clamping to all master cylinder reservoir types
- Height adjustment filler positions spout to maintain correct fluid level during brake bleeding; prevents running brake fluid reservoir dry
- Positive venting system supplies unbroken continual fluid flow
- On-off tap allows use-and-storage and eliminates brake fluid spill



POWERFUL MAGNET

Easily secures bottle to metal surfaces for one person, hands free operation

SP63030

BRAKE BLEEDER KIT MAGNETIC

- Bleeds brakes quickly & without mess
- Strong Magnetic pad holds collection bottle to any ferrous metal surface eg. frame or break disk and allows for easy one person operation
- For use on brake calipers, wheel cylinders and master cylinders

SET INCLUDES

- Durable collection bottle with extra strong magnet
- Hoses
- Nipple fittings



CONTINUED **BRAKE BLEEDERS**

SP71800

1 GAL VACUUM BRAKE BLEEDER KIT

This compact LED brake fluid tester is a quick & effective way of testing if a vehicles brake fluid needs replacing by showing how much moisture has been absorbed into the brake fluid.

- Large 1 gal capacity collection container
- Quickly dispose of waste fluid via small remote cap
- Storage point for bleeder fitting prevents fluid leakage from hose when not in use
- High quality quick-release coupler
- Overflow shut-off valve
- Locking air trigger

SPECIFICATIONS

- Capacity: 1 gal
- Hose Length: 6.6ft
- Max Vacuum: 27inHg
- Weight: 2.7lbs
- Operation: Pneumatic

BRAKE AND CLUTCH TOOLS

SP63008

BRAKE CALIPER SPECIAL SOCKET 1/2"DR - 10PT

- Length: 2"
- Size: .5"
- Suits six piston calipers on:
Audi Q7, Porsche and VW Touareg
- Trade tough - suitable for use with pneumatic and electric/cordless impact wrenches
- Premium quality, high strength Chrome Molybdenum steel (Cr-Mo) for extreme durability
- Manufactured to DIN standards



SP66050

UNIVERSAL CLUTCH ASSEMBLY TOOL

- Design allows easy assembly of clutch whilst on a work bench and then transfer the complete unit for installation to the vehicle
- Ideal for late-model front wheel drive vehicles that have no pilot bearing in the flywheel
- Supplied with various collets for a range of shaft diameters
- Not suitable for double plate clutches



SP63028

BRAKE FLUID TESTER

This compact LED brake fluid tester is a quick & effective way of testing if a vehicles brake fluid needs replacing by showing how much moisture has been absorbed into the brake fluid.

- Test for moisture content in the brake fluid
- LED light indicates percentage of water in the brake fluid
- Results in seconds
- Suitable for DOT 3, DOT 4, DOT 5.1, AC Delco DOT 3, Pennzoil DOT 3, Prestone DOT 3, Motorcraft DOT 3 & Toyota DOT 3.




SP10423

BRAKE BLEEDER DOUBLE RING WRENCH SET 75° OFFSET - METRIC & SAE - 3 PIECE

SET INCLUDES: 8x10mm, 9x11mm & 3/8x7/16"

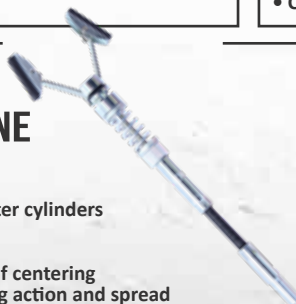
- FLAT DRIVE TECHNOLOGY - Perfectly flat wrench head surfaces allow for maximum contact between the wrench and the bolt or nut, maximising grip and enhancing applied torque.
- Greater offset and small head profile allows users to work quickly and efficiently in tight spaces.
- Tough triple chrome, high polish finish
- Chrome Vanadium Steel (Cr-V) for high durability



SP63035

BRAKE CYLINDER HONE 2 ARM - .75" TO 2.5"

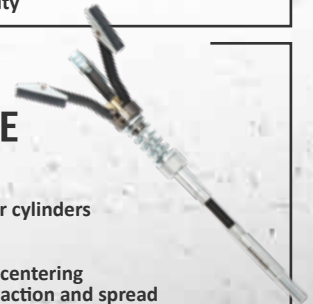
- Versatile hone for .75" - 2.5" diameter cylinders
- 1" fitted stones - Medium 220 grit
- Knurled nut controls tension
- Flexible shaft for ease of use and self centering
- Adjustable tension, controlled spring action and spread control limiter



SP63036

BRAKE CYLINDER HONE 3 ARM - .75" TO 2.5"

- Versatile hone for .75" - 2.5" diameter cylinders
- 1" fitted stones - Medium 220 grit
- Knurled nut controls tension
- Flexible shaft for ease of use and self centering
- Adjustable tension, controlled spring action and spread control limiter



LINE CLAMPS

HI-VIS LINE CLAMPS

- Smooth rounded edges on jaws will not damage internal hose linings
- Light weight, non conductive, highly visible material
- Jaw design eliminates damage to hoses
- Available in sizes to suit flexible brake and fuel lines and large hoses

STRAIGHT JAW

90° OFFSET JAW

LINE CLAMP SET - MULTI SIZE 3 PIECE

- Handy pack of 3 clamps containing small, medium and large clamps to cover hose sizes from 3mm to 57mm

AVAILABLE IN STRAIGHT JAW & 90° OFFSET JAW

JAW TYPE	CLAMP SIZES INCLUDED	MODEL
Straight Jaw	Small, Medium & Large	SP70713
90° Offset Jaw	Small, Medium & Large	SP70714

LINE CLAMP SET - SMALL 4 PIECE

- Seals flexible brake and fuel Lines from 3mm to 8mm

AVAILABLE IN STRAIGHT JAW & 90° OFFSET JAW

JAW TYPE	CLAMP SIZES INCLUDED	MODEL
Straight Jaw	4x Small	SP70718

LINE CLAMP SET - SMALL 2 PIECE

- Seals flexible brake and fuel Lines from 3mm to 8mm

AVAILABLE IN STRAIGHT JAW & 90° OFFSET JAW

JAW TYPE	CLAMP SIZES INCLUDED	MODEL
Straight Jaw	2x Small	SP70717

LINE CLAMP STRAIGHT JAW INDIVIDUAL

AVAILABLE IN 3 SIZES

SIZE	SUITS	MODEL
Small	Seals 3 to 8mm flexible brake and fuel lines	SP70035
Medium	Seals 13 to 19mm brake and fuel lines	SP70533
Large	Seals 19 to 57mm larger hoses	SP70684



TUBE CUTTERS, BENDERS AND FLARING TOOLS



SP63041

TUBE CUTTER - 3 TO 22MM

- Tube diameter cutting range: 3mm - 22mm (1/8" to 7/8")
- Mini design ideal for close quarter, confined space cutting
- High quality, heavy duty, hardened steel blade
- Ideal for cutting tubing made of hard and soft copper, aluminium, brass and plastic



SP63042

TUBE CUTTER - 3 TO 35MM HEAVY DUTY

- Tube diameter cutting range: 3mm to 35mm (1/8" to 1-3/8")
- Use to cut tubing made of hard and soft copper, aluminium, brass, thin wall steel and stainless steel lines
- Die-cast cutter body with SKS wheel cutter and SK2 fold-away pipe de-burring tool



SP63010

TUBE BENDER PLIERS - DELUXE

- Manufactured from heavy duty aluminium alloy
- Suitable for bending copper, aluminium, copper-nickel and steel tubing
- Bending grooves to fit 3mm (1/8"), 4mm (3/16") & 6mm (1/4") tubing
- Quickly and easily bends angles of 0 - 90°

DOUBLE FLARING TOOL KIT

- Aluminium alloy casting tube cutter from 3-30mm
- Steel casing, yoke & screen bar
- 7pc adaptor
- Stored in blow mould case

AVAILABLE IN 2 OPTIONS

SP63015

METRIC

- Metric Double Flaring Tool Kit
- Holds pipe sizes: 5, 6, 8, 10, 12, 14 & 16mm

SP63016

SAE

- SAE Double Flaring Tool Kit
- Holds pipe sizes: 3/16, 1/4, 5/16, 3/8, 7/16, 1/2 & 5/8"



> STEERING & SUSPENSION

Our vehicle's steering and suspension system is something we often take for granted. However, after supporting a Ton or two of vehicle, shocks, struts and bushes will wear out and need replacing.

At SP Tools we got you covered for all these jobs with our range of steering and suspension tools.

KNUCKLE SPREADERS



SP70972

UNIVERSAL KNUCKLE SPREADER MASTER KIT SINGLE & TWIN

- Used to spread the steering knuckle to enable the removal and refitting of shock absorbers without the risk of damage to the knuckle
- Vehicles include:
Audi, BMW, Citroën, VW, Ford, Skoda, Seat, Renault, Peugeot and most Japanese vehicles.



SP70970

UNIVERSAL KNUCKLE SPREADER SINGLE

- Used to spread the steering knuckle to enable the removal and refitting of shock absorbers without the risk of damage to the knuckle
- Vehicles include:
Audi, BMW, Citroën, VW, Ford, Skoda, Seat, Renault, Peugeot and most Japanese vehicles.



BALL JOINT EXTRACTORS/SEPARATORS

SP67024

BALL JOINT EXTRACTOR SET 5 PIECE

Manual or Pneumatic

SET INCLUDES

- Three forks & two handles
- 1" Ball-joint separator
- 1" Pitman-arm wedge
- 18mm Tie-rod spreader
- 8" manual knurled grip handle
- 8" air-tool compatible handle with chuck collar



SP67020

BALL JOINT SEPARATOR - .75"

- For use on most cars and light trucks to remove tie rods from shock absorber links ball joint
- Constructed of drop-forged steel for long-lasting strength and durability
- Fork size: 19mm, length: 15.75"



SP67021

BALL JOINT SEPARATOR - 1"

- For use on most cars and light trucks to remove ball joint from steering knuckles
- Constructed of drop-forged steel for long-lasting strength and durability
- Fork Size: 1", length: .5"

SP67022

BALL JOINT SEPARATOR MINI - (.75")

- Used to separate the ball joint from the spindle support arm
- Chrome-plated finish drop-forged steel body with thrust bolt
- Suitable for most small cars and light vans
- Jaw opening: 19mm



SP67023

BALL JOINT SEPARATOR - UNIVERSAL 2 STEP ADJUSTABLE - (.75")

- Used to separate the ball joint from the spindle support arm
- Chrome-plated finish drop-forged steel body with thrust bolt
- 18-24mm jaw capacity
- 2 Step adjustable (1" to 2") to give a greater range for different vehicles



PULLERS

SP67310

MASTER PRESS & PULL SLEEVE KIT 28 PIECE

- Designed for the installation and removal of silent bearings, hydro bearings, bushings, ball bearings, simmer rings, shaft seals, rubber bearings etc.
- Universal applications: Suitable for domestic & import vehicles, passenger cars, trucks, SUV's, 4WD and more
- High quality CRV construction
- Commercial quality

SET INCLUDES

PRESS SLEEVES OF VARIOUS SIZES:

- Inside diameter: 34, 36, 38, 40, 42, 44, 46, 48, 50, 52, 54, 56, 58, 60, 62, 64, 66, 68, 70 & 72mm
- Outside diameter: 44, 46, 48, 50, 52, 54, 56, 60, 62, 64, 66, 68, 70, 72, 74, 76, 78, 80, 82mm

4x pulling spindles with nuts and thrust bearings:

- M10, M12, M14 & M16

4x Top plate discs:

- Disc 1 for 34, 42, 50, 58, 66 sleeves
- Disc 2 for 36, 44, 52, 60, 68mm sleeves
- Disc 3 for 38, 46, 54, 62, 70mm sleeves
- Disc 4 For 40, 48, 48, 56, 64, 72mm sleeves



SP67048

SLIDE HAMMER PULLER KIT

- Ideal for many automobile works, such as pulling flange-type rear axles and front wheel drive hubs
- Internal and external jaws provide a variety of combinations to pull bearings, gears and seals.
- Housed in heavy duty blow mould storage case

DESIGNED FOR

- Removing front and rear axles
- Removing stubborn oil seals, bearing races and other press fit parts

SET INCLUDES

- 4.5lb Slide Hammer
- Internal 2-Jaw Puller
- External 2-Jaw Puller
- Internal 3-Jaw Puller
- External 3-Jaw Puller
- Grip Wrench Adaptor
- Dent Puller
- Puller Hook
- Rear Axle Puller Attachment



SP67039

STEERING WHEEL PULLER

- Heavy duty design
- 2 Hole yoke suits most steering wheels
- Includes 1/4", 5/16" & 3/8" M8 bolts



CONTINUED **PULLERS**

SP67040

STEERING WHEEL PULLER SET HEAVY DUTY 7 PIECE

- For use on GM Vauxhall/Opal & Ford vehicles

SET INCLUDES

- Two-Leg Puller
- 2x 3.5" Legs
- 2x 5.5" Legs
- 2x Thrust Caps
- Yolk
- Thrust bolt



SP67030

PITMAN ARM PULLER

- Designed for the removal of pitman and idler arms on vehicles fitted with linkage steering systems
- Ideal for passenger vehicles and light commercials
- High quality alloy steel for durability and performance
- 1-15/16" Opening, 2-1/2" Pull
- 1" Opening, 2.5" Pull



SP67031

TIE ROD END PULLER & PITMAN ARM PULLER

- High quality alloy steel for durability and performance
- Easily removes pitman arms from most cars and trucks
- Made for heavy duty applications
- 1-1/16" Opening, 1-3/4" Pull
- 1" Opening, 1.75" Pull



SP67035

PULLEY PULLER

- For removing alternator and power steering pulleys
- 1" to 2" Opening
- 7" Pull



WRACK WRENCHES

SP70897

WRACK WRENCH HEAVY DUTY

- 1" - 1.5" diameter wrack ends
- Suits multiple wrack ends and sizes
- Hex drive, round with two flats, round with no flats



BANDING TOOLS



SP67160

CV BAND PLIERS

- Offset cutter designed for easy removal of stainless steel CV joint clips and hose clamps without damaging the boot or hose
- Profiled jaws prevent band slipping while being cut
- Maximum capacity: 0.7mm thick x 10mm wide

SP67165

EAR TYPE CLIP PLIERS HEAVY DUTY

- Steel jaws with PVC coated handles for added comfort
- Each handle features a 1/2" Sq drive for use with a torque wrench and breaker bar where vehicle maker demands specific band tensions
- Suitable for all ear-type CVJ boot clips

SP67150

CV BOOT CLAMP BANDING TOOL WITH CUTTER

- For installing band style clamps that require the tensions to be maintained while the band is locked into place
- Built in cutter & winding mechanism allows banding to be tightened and cut quickly

BEARING TOOLS



SP66040

BEARING RACE & SEAL DRIVER SET 10 PIECE

- Designed to allow operator to install bearing cases & seals without damage
- Ideal for installing wheel bearing outer races
- Housed securely in EVA fitted insert
- Knurled aluminium handle
- Diverse set of drivers to cover most standard wheel bearing sizes

DRIVER SET INCLUDES

- | | | |
|------------------|------------------|------------------|
| • 39.5mm (1.5") | • 59.0mm (2.5") | • 72.0mm (2.8") |
| • 44.5mm (1.75") | • 63.0mm (2.25") | • 76.0mm (3") |
| • 50.0mm (2") | • 65mm (2.5") | • 81.0mm (3.25") |

SP30888

BEARING PACKER CUP STYLE

- Self-contained, saves time and can be used anywhere
- No air line or grease gun required
- Packs 50-60 bearings without refilling
- Transparent, impact resistant cup allows grease level check



SP30818

BEARING PACKER UNIVERSAL

- For use with grease guns, the design incorporates grease nipple at one end which easily adapts to the grease gun coupler
- For bearings in cars, boats, trailers, 4WD's etc. with a minimum inner diameter of (1/2") to a maximum outer diameter of (5") and height from (1/4") to (2")



SPRING COMPRESSORS

SP67027

MACPHERSON STRUT SPRING COMPRESSOR SET - 2 PIECE

- Allows you to compress the external coil springs on conventional MacPherson style struts to replace shock absorbers, spring sets and repair bent struts and damaged spindles
- Works on and off your car
- Acme thread
- Detent pins for additional safety
- Housed in heavy duty blow mould storage case



SP67025

COIL SPRING COMPRESSOR SET 2 PIECE

- Carbon steel, hardened lead screws and cast jaws
- Wrap over coil claws for extra safety
- Suitable for use where space under wheel arch is limited
- This coil spring compressor uses twin prongs and works at a pressure up to 43lbs
- Acme thread
- Maximum jaw opening: 9"



PRY BIT SOCKETS

SP67250

STRUT NUT BIT SOCKET SET 2 PIECE

- Strut nut bit socket allows quick removal and replacement of strut nuts clamped into hub without damage to the hub
- 3/8" Dr x 1.75" Long
- 5x7mm & 5.5mm x 8.2mm Pry Bit (Double "D") Sockets are used on semi-strut clamp castings fitted to Audi, VW, BMW, Citroën, Ford, Seat, Skoda, Peugeot, Renault and Japanese vehicles



LOCK NUT SOCKETS

LOCKNUT SOCKETS

- For use on front wheel adjusting nuts
- Suits most popular 4 wheel drive hub nuts
- Thin wall - high strength
- 1/2" drive
- 6pt hex

AVAILABLE IN 2 OPTIONS

SP67254

2" NISSAN

SP67255

2.16" TOYOTA



PULLERS

SP Tools pullers are known for their quality construction using high grade alloy steels. They can cope with extreme high pressure loads and continuous use. Wide range of types and sizes available.

HARMONIC BALANCER PULLERS

SP67038

MASTER PULLER SET

- Ideal for pulling harmonic balancers, steering wheels, vibration dampers, crankshaft pullers and gears
- Capable of handling almost every 2 or 3 way bolt pull possible on almost every car, pickup, SUV and small engine

SET INCLUDES

- Two/three way yoke
- 4pc tips
- Metric & SAE bolt sets
- 2pc centre screw for puller



SP67037

HARMONIC BALANCER PULLER

- Removes balancers, steering wheels, pulleys and/or gears with tapped holes
- Floating swivel helps prevent damage to shaft end
- 4 slots in yoke: use for 2, 3 or 4 hole applications
- Puller applies even pressure preventing damage

SET INCLUDES

- 1pc 5" alloy steel pressure screw
- 1pc 3/4" - M16 thread
- 1pc small centering adapter
- 3/8-24, 5/16-18 & 3/8-16 size bolts
- 2 Metric bolts (size M8-1.25 x 3")

BEARING SEPARATORS INDIVIDUAL

- Available in 4 sizes: 10-30mm, 30-50mm, 50-3" & 75-105mm
- Designed to remove bearings & gears where access is available behind the item
- Can be used in conjunction with hydraulic pullers, twin pull mechanical pullers or sliding beam applications
- Ensure a secure pulling surface with knife style edges
- Drop-forged hardened alloy steel

AVAILABLE IN 4 SIZES

SIZE	MODEL
.5 - 1"	SP67061
1 - 2"	SP67062
2 - 3"	SP67063
3 - 4"	SP67064



GEAR PULLERS

SP67050

GEAR PULLER & BEARING SPLITTER SET 14 PIECE

- Aids in the removal of pulleys, gears and steering wheels
- Hardened and tempered, precision machined steel bolts
- Drop-forged, heat treated steel attachments
- Chrome plated and black oxide finishes
- Separates ball bearings

SET INCLUDES

- Bearing Separators 9/32" - 3"
- Bolts for bearing separators with nuts and washers 5.5" - M12 Thread
- 6" Pawls 3/8 inch - M16 thread with tuts 6.75"
- Connecting bolts 3/8" - M16 Thread / 5 x 16" - M18 thread with nuts
- 5.5" push rod



GEAR PULLERS - 2 JAW REVERSIBLE - INDIVIDUAL

- Available in 4 sizes: 3", 4", 6" & 8"
- Easily remove gears, pulleys, bearings, sprockets and flywheels from shaft without damage
- Inside & outside reversible hooked jaws for external or internal pulling flexibility
- Twin hole reversible arms
- Centre screw with swivel tip
- Chrome Vanadium Steel (Cr-V) for high strength and durability

AVAILABLE IN 4 SIZES

SIZE	MODEL
3"	SP67003
4"	SP67004
6"	SP67006
8"	SP67008

GEAR PULLERS - 2/3 JAW REVERSIBLE - INDIVIDUAL

- Available in 4 sizes: 3", 4", 6" & 8"
- Applies even pressure to easily remove gears, pulleys, bearings and flywheels from shaft without damage
- Inside & outside reversible hooked jaws for external or internal pulling flexibility
- Chrome Vanadium Steel (Cr-V) for high strength and durability

AVAILABLE IN 4 SIZES

SIZE	MODEL
3"	SP67013
4"	SP67014
6"	SP67016
8"	SP67018

WIPER ARM PULLER

SP67042

WIPER ARM REMOVAL TOOL UNIVERSAL

- Adjustable, compact and light, easy to use
- Prevents damaging wiper arm
- Cross-piece special for wiper featuring a nozzle



PANEL & TRIM

Removal of panel and trims from the interior of a vehicle can sometimes look like a black art. With a selection of panel and trim tools from SP Tools, we make a difficult task, easy.

TRIM REMOVAL TOOLS

SP30877

TRIM PANEL AND SCRAPER SET 28 PIECE

- The most versatile, comprehensive, multi-purpose body/interior commercial trim removal and scraper tool set available
- Ideal for the removal of trim mounting clips and fasteners, windshield mouldings, dash removal, internal and external trims
- Non marking polymer construction eliminates damage to trims, mouldings and fastening componentry
- Comes in a canvas tool roll for easy storage and transportation



SP30867

TRIM REMOVAL SET 4 PIECE

- Designed for the removal of hole plugs, window, door, sunroof & rubber joints, mirrors, windshield wipers, metal/plastic bolts and throttles, as well as aiding in the loosening and removal of stickers/decals, electrical devices and weights on aluminium alloy rims
- Made from impact resistant, non-marring polymer




SET INCLUDES

- Panel remover
- Sharp tip flat clip panel remover
- Fork tip flat clip remover
- Blunt tip flat clip panel remover

T830867

TRIM REMOVAL SET 888 SERIES 6 PIECE

- Designed for the removal of hole plugs, window, door, sunroof & rubber joints, mirrors, windshield wipers, metal/plastic bolts and throttles, as well as aiding in the loosening and removal of stickers/decals, electrical devices and weights on aluminium alloy rims
- Made from impact resistant, non-marring polymer



SET INCLUDES

- Panel remover
- Fork tip flat clip remover
- Clip panel remover
- Sharp tip flat clip panel remover
- Angled clip panel remover
- Blunt tip flat clip panel remover

SP30863

DOOR UPHOLSTERY CLIP REMOVER SET 2 PIECE

- Removes most door and body trim fasteners
- Set includes:
U-Blade & V-Blade clip removers

ALSO AVAILABLE INDIVIDUALLY

TYPE	MODEL	TYPE	MODEL
U-BLADE	SP30815	V-BLADE	SP30864



> MEASURING

The torque wrench is the most critical tool in any technician tool box. The specific accurate torque of a fastener is the only way you can be sure not to damage the fastener or have the fastener come loose. At SP Tools we cover a range of products that can produce accurate torque measurements from 6.8Nm to 737 ft/lbs



FLEX HEAD

TORQUE WRENCHES

DIGITAL DISPLAY

REVERSIBLE RATCHET HEAD
Counter Clockwise & Clockwise Torque Capable

TORQUE TARGET ALARM
Visual and audible alarm for when torque target is reached

TORQUE WRENCHES - DIGITAL FLEX HEAD, ONE-STEP TORQUE-ANGLE

Strictly for the professional, cutting edge software coupled with load sensing cells and embedded angle encoders, enables one-step Torque-angle measurements. This superbly finished and user friendly tool, has been designed to increase both your speed and accuracy of work.

- Flex Head Ratchet - The ultimate in confined space convenience
- Range selection: Nm, in-lb, ft-lb, kg-cm, " ° "
- Calibrated for both Clockwise and Anti-Clockwise use
- Warning LED's and audible alarm sounds within 10% of target value
- Automatic torque value compensation for flex head angle deviation
- Selectable Torque Functions: Peak mode & Tracking mode
- Angle function: 0° to 360° (+/- 2% accuracy)
- Uses standard or rechargeable AA batteries (easy installation)
- Auto sleep feature after approx. 2 minutes
- Able to measure the undo torque of fasteners
- Housed in high impact blow mould storage case

AVAILABLE IN 3 SIZES

DRIVE	LENGTH	RANGE	MODEL
3/8"Dr	16.75"	5-99.5 ft lbs	SP35256
1/2"Dr	21"	7-147 ft lbs	SP35357
1/2"Dr	25.75"	12-250 ft lbs	SP35358




DIGITAL DISPLAY

SOCKET QUICK RELEASE

REVERSIBLE RATCHET HEAD
Counter Clockwise & Clockwise Torque Capable

TORQUE TARGET ALARM
Visual and audible alarm for when torque target is reached

TORQUE WRENCHES - DIGITAL

- Digital display
- Digital torque value readout
- +/- 2% Accuracy
- Reversible ratchet head - counter clockwise & clockwise torque capable
- Peak hold & track mode selectable
- Buzzer & LED indicator for pre-settable target torque
- Range selection: Nm, ft-lb, in-lb, kg-cm
- Quick release mechanism
- Auto sleep after about 5 minutes idle
- Supplied in a blow mould heavy duty case
- Batteries included

AVAILABLE IN 2 SIZES

DRIVE	LENGTH	RANGE	MODEL
1/2"Dr	20"	7-147 ft lbs	SP35355
1/2"Dr	25.5"	12-250 ft lbs	SP35356



TORQUE WRENCHES CONTINUED



DIGITAL DISPLAY



REVERSIBLE RATCHET HEAD

Counter Clockwise & Clockwise Torque Capable

SOCKET QUICK RELEASE

TORQUE WRENCHES DIGITAL - STUBBY

- Digital display
- Digital torque value readout
- +/- 2% Accuracy
- Reversible ratchet head - counter clockwise & clockwise torque capable
- Peak hold & track mode selectable
- Buzzer & LED indicator for pre-settable target torque
- Range selection: Nm, ft-lb, in-lb, kg-cm
- Quick release mechanism
- Auto sleep after about 5 minutes idle
- Supplied in a blow mould heavy duty case
- Batteries included

TORQUE TARGET ALARM

Visual and audible alarm for when torque target is reached

AVAILABLE IN 2 SIZES

DRIVE	LENGTH	RANGE	MODEL
1/4"Dr	8.5"	.75-14 ft lbs	SP35155
3/8"Dr	23.5"	3-62.7 ft lbs	SP35255



EASY TO READ

Convex lens enlarges well defined, bold scale numbering.

SOCKET QUICK RELEASE

REVERSIBLE RATCHET HEAD

Clockwise Torque Only

TORQUE TARGET ALARM

Audible click for when torque target is reached

TORQUE WRENCHES - MICROMETER

- Click type signal alerts user when the required torque is reached
- Reversible ratchet (clock wise torque only)
- Scale Adjuster - accurate & easy adjustment
- Adjuster lock will hold required setting during use
- Easy readable scale convex lens enlarges well defined, bold scale numbering. (Nm scale only)
- Quick release mechanism

AVAILABLE IN 7 SIZES

DRIVE	LENGTH	RANGE	MODEL
1/4"Dr	12.75"	3-18 ft lbs	SP35152
3/8"Dr	15.75"	15-74 ft lbs	SP35252
1/2"Dr	20"	30-178 ft lbs	SP35352
1/2"Dr	20"	44-250 ft lbs	SP35353
3/4"Dr	36"	81-298 ft lbs	SP35463
3/4"Dr	47"	110-407 ft lbs	SP35473
1"Dr	50.75"	147-543 ft lbs	SP35573

STORAGE TUBE



CONTINUED TORQUE WRENCHES



SOCKET QUICK RELEASE

REVERSIBLE RATCHET HEAD

Counter Clockwise & Clockwise Torque Capable

TORQUE TARGET ALARM

Visual, audible and vibration alarm for when torque target is reached

DIGITAL DISPLAY



TORQUE WRENCHES - DIGITAL

- Digital display
- Digital torque value readout
- +/- 2% Accuracy
- 50 Data sets of memory capacity
- Reversible ratchet head - counter clockwise & clockwise torque capable
- 2 LED indicator for pre-settable target torque
- Range selection: Nm, ft-lb, in-lb, kg-cm
- 72 Gear teeth
- Standard functions: Torque, measurement & mode settings.
- Quick release mechanism
- Vibration and audible torque confirmation
- Easy to set up peak or trace modes
- Anti-slip soft grip handle

AVAILABLE IN 2 SIZES

DRIVE	LENGTH	RANGE	MODEL
3/8"Dr	15"	20-100 ft lbs	T835252
1/2"Dr	19"	30-150 ft lbs	T835355

ANGULAR TORQUE GAUGE



SP35360

ANGULAR TORQUE GAUGE 1/2"DR

- 360° scale (Dial Pointer)
- Support arm included
- Allows correct tensioning of fasteners by degrees of torque
- This tool is required when manufacturers specify a torque setting using a measurement of degrees after the initial torque is set
- Can be used for all torque-to-yield applications (particularly engine head bolts)

DIAL INDICATOR & MAGNETIC STAND

SP35691

DIAL INDICATOR

- 0-10mm dial indicator
- Graduation: 0.01mm
- Hardened, lapped stainless steel stem and spindle
- High sensitivity, stable and reliable accuracy
- Easy-to-read crisp graduations
- 8mm shank diameter
- Diameter of bezel: 2.35"



SP35697

MAGNETIC STAND ADJUSTABLE SUITS DIAL INDICATORS

- Attaches horizontally or vertically to flat surfaces
- V groove base mounting on cylindrical surfaces
- Suits dial indicators with 4mm or 8mm shafts
- Fine adjust arm and solid knobs
- Flexible, precise rotary joints adjust any direction
- Powerful magnetic base with on/off switch
- 132 lbs magnetic pulling force
- High stability - ideal for precision measurement applications
- Note: Dial indicator is not included.



TELESCOPIC GAUGES


SP64066

TELESCOPIC GAUGE SET 6 PIECE

- Range 8-6", 5/16"-6"
- For quick and accurate measurement of bore diameters
- Hardened stainless steel automatic self-centring plungers
- Locks on any setting by turning knob at the end of the handle
- Spring loaded cylinders
- Size obtained by measuring over contacts with a micrometer or calliper
- Housed in heavy duty storage case with EVA foam inserts



CALIPERS



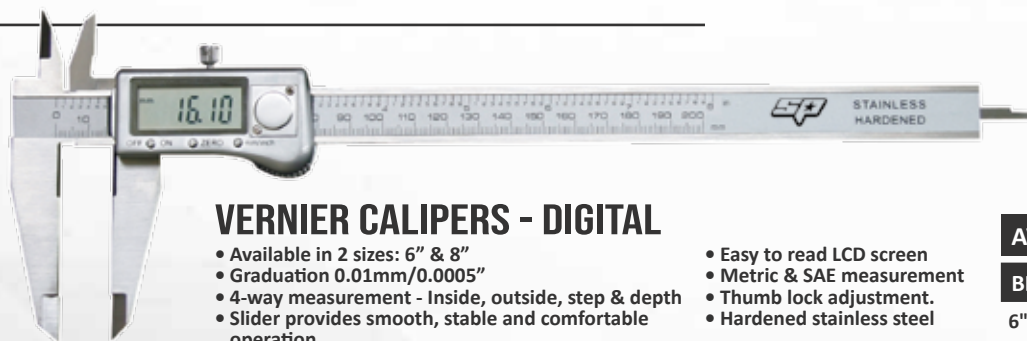
VERNIER CALIPERS

- Graduation 0.02mm/0.0001"
- 4-way measurement - Inside, outside, step & depth
- Slider provides smooth, stable and comfortable operation

- Metric & SAE measurement
- Upper locking screw
- Hardened stainless steel

AVAILABLE IN 2 OPTIONS

BLADE TYPE	MODEL
6"	SP35607
8"	SP35608



VERNIER CALIPERS - DIGITAL

- Available in 2 sizes: 6" & 8"
- Graduation 0.01mm/0.0005"
- 4-way measurement - Inside, outside, step & depth
- Slider provides smooth, stable and comfortable operation
- Zero calibration switch with automatic on/off

- Easy to read LCD screen
- Metric & SAE measurement
- Thumb lock adjustment.
- Hardened stainless steel

AVAILABLE IN 3 OPTIONS

BLADE TYPE	MODEL
6"	SP35631
8"	SP35632



CALIPERS - DIAL GAUGE

SP35621

- 6" Metric/SAE digital vernier calipers
- Measuring face hardened & lapped
- Metric & SAE reading on dial
- Graduation 0.02mm/0.0001"

- 4-way measurement - Inside, outside, step & depth
- Shock proof dial
- Thumb lock adjustment.
- Hardened stainless steel

STEEL RULERS



STAINLESS STEEL RULERS METRIC/SAE - INDIVIDUAL

- Available in 4 individual sizes: 6", 12", 24" & 40"
- High quality hardened stainless steel rulers
- Double sided with hang hole
- Permanently etched graduations in both mm and inches
- Satin finish

AVAILABLE IN 4 OPTIONS

LENGTH	MODEL
6"	SP35211
12"	SP35213
24"	SP35215
40"	SP35217

AUTOMOTIVE SPECIALTY

SP35200

TAPE MEASURE - 26FT

- Easy lock and release
- 20% thicker blade
- 1" blade width
- Long stand-out
- 3 times longer life span
- 3 rivet end hook extends tape life
- Self locking
- Slip-resistant rubber grip
- Steel belt clip



OUTSIDE MICROMETERS

SP35693

OUTSIDE MICROMETER SET 3 PIECE

- Set Includes: 0-1", 1"-2" & 2"-3" Micrometers
- Graduation: 0.01mm
- Carbide measuring face
- Setting gauge including ratchet stop
- Manufacturing standard: DIN863
- Housed in heavy duty storage case with protective foam tray



OUTSIDE MICROMETER - INDIVIDUAL

- Available in 4 individual sizes: 0-1", 1"-2", 2"-3" & 3"-4"
- Graduation: 0.01mm
- Carbide measuring face
- Setting gauge including ratchet stop
- Manufacturing standard: DIN863

AVAILABLE IN 4 OPTIONS

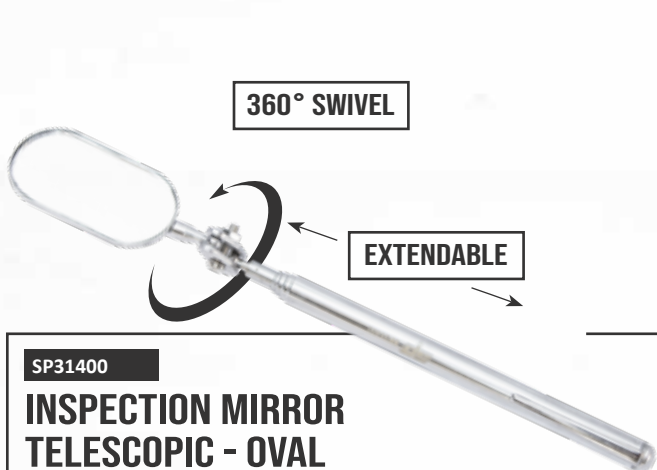
RANGE	MODEL	RANGE	MODEL
0-1" (0.01 reading)	SP35661	2"-3" (0.01 reading)	SP35665
1"-2" (0.01 reading)	SP35663	3"-4" (0.01 reading)	SP35667



> AUTO SPECIALTY

SP Tools offers a wide range of auto specialty tools including mirrors, magnets, pick up tools and pry bars just to name a few. Be sure to check out our latest range of indexing pry bars. A great tool to have when access is limited.

TELESCOPIC INSPECTION MIRRORS



SP31400

INSPECTION MIRROR TELESCOPIC - OVAL

- Extends from 7.25" to 21.5"
- Stainless steel inspection tool
- 1"x2" mirror
- Swivel head



360° SWIVEL

EXTENDABLE

INSPECTION MIRRORS TELESCOPIC - ROUND

AVAILABLE IN 3 OPTIONS

- Strong & lightweight stainless steel shafts
- PVC cushion handle

MIRROR DIA.	EXTENDABLE LENGTH	MODEL
1.25"	8" to 35"	SP31401
2.25"	10" to 36.5"	SP31402
3.25"	11" to 31.5"	SP31403

INSPECTION MIRROR & PICK UP TOOL SET

SP31490

INSPECTION MIRROR & PICK-UP TOOL SET 4 PIECE

- Easily access confined areas
- Magnetic pick up tool makes it easy to retrieve small hard to reach objects
- Set housed in storage case

SET INCLUDES

SWIVEL HEAD TELESCOPIC MIRROR

- Extends 10-36.5", Ø 2.25"

TELESCOPIC PICK UP TOOL:

- Extends 6-25"

3X INTERCHANGEABLE MAGNETIC HEADS

- 3.25 lbs magnetic swivel head pick up tool
- 3.25 lbs magnetic pick up tool
- 50g magnetic pick up tool



PICK UP TOOLS

SP31500

PICK-UP TOOL TELESCOPIC - MAGNETIC

- Pen type
- Magnetic telescope will hold 2 lbs
- Extends 5" to 24.5"

EXTENDABLE



SP31507

PICK-UP TOOL WITH CLEANING NEEDLE TELESCOPIC - MAGNETIC

- Pen type
- Magnetic telescope will hold 2 lbs
- Needle will hold 1 lb
- Extends 5" to 24.5"

EXTENDABLE



SP31504

PICK-UP TOOL SWIVEL HEAD TELESCOPIC - MAGNETIC

- 1.5 lbs magnetic pick-up tool
- Extension handle - 7.75" to 16.25"
- Soft handle
- Swivel head

360° SWIVEL

EXTENDABLE



PICK-UP TOOLS TELESCOPIC MAGNETIC

AVAILABLE IN 4 OPTIONS

PICK-UP WEIGHT	EXTENDABLE LENGTH	MODEL
2 lbs Lift Cap.	7" to 33"	SP31502
5 lbs Lift Cap.	7" to 31.5"	SP31503
10 lbs Lift Cap.	7.5" to 30"	SP31512
15 lbs Lift Cap.	7.5" to 30"	SP31513

EXTENDABLE

- Strong & lightweight stainless steel shaft
- PVC comfortable cushion handle
- Pocket clip



SP31501

PICK-UP TOOL BENDABLE - MAGNETIC

- 1.5 lbs magnetic pick-up tool
- Flexible alloy shaft - bends and holds any position
- Overall Length - 34"

FLEXIBLE SHAFT



SP31505

PICK-UP TOOL FLEXIBLE - MAGNETIC

- 1.5 lbs magnetic pick-up tool
- Flexible shaft
- 19" long

FLEXIBLE SHAFT



SP31506

PICK-UP TOOL 4 JAW WITH MAGNETIC HEAD 24"

- Flexible Shaft - 24"
- Easy retrieval of small parts
- Magnetic head
- 4 Jaw

FLEXIBLE SHAFT



PRY BARS

SP30839

PRY BAR SET - GO-THROUGH 4 PIECE

- High quality heat treated Chrome Molybdenum steel blades
- Square shanked with angled heads
- Go-Thru blade with striking cap allows hitting the bar with a hammer without damage to the handle
- Large, rubber grip handles
- Ideal for prying cylinder heads, manifolds, gearbox components etc.

SET INCLUDES

- (1/4" x 8")
- (3/8" x 12")
- (7/16" x 18")
- (7/16" x 24")

GO-THRU STRIKING CAPS

EASILY LOOSEN STUBBORN PARTS

SP30870

PRY BAR SET - INDEXING JAW 2 PIECE

- Set Includes: (16") & (22")
- High quality Chrome Vanadium Steel (Cr-V) steel for industrial strength & durability
- Adjustable head with up to 15 locking positions (16 - 11 locking positions)
- Indexable to over 180° allowing more leverage in tight access applications.
- Ergonomical grip handle
- Industrial black oxide finish for corrosion resistance

180° RANGE

UP TO 15 LOCKING POSITIONS

ALSO AVAILABLE INDIVIDUALLY

3 SIZES AVAILABLE

PRY BARS INDEXING JAW

SIZE	MODEL
(16")	SP30872
(22")	SP30874
(30")	SP30876

SP33820

PRY BAR SET- ROLLING HEAD 3 PIECE

- Set Includes: 6", 12" & 18"
- High quality Chrome Vanadium Steel (Cr-V) steel for industrial strength & durability
- 90° rolling head for greater leverage when prying objects apart and ideal for lifting and pivoting heavy machinery
- Gradual taper with a self-centering pointed tip for ease of alignment and adjusting
- Industrial black finish for corrosion resistance

ALSO AVAILABLE INDIVIDUALLY

PRY BARS ROLLING HEAD

SIZE	MODEL
(6")	SP33821
(12")	SP33822
(18")	SP33823

CONTINUED **PRY BARS**

SP30817

PRY BAR - EXTENDABLE JIMMY END

- Chrome Molybdenum (Cr-Mo) steel for strength & durability
- Angled chisel end gives greater leverage when prying
- Extendable from 22" to 33"



- Continuous taper end for ease of alignment and adjusting
- Hexagonal 16mm shank for additional strength and durability
- Knurling on bars allows for improved grip, especially useful in oily/greasy conditions
- Industrial black oxide finish for corrosion resistance

O-RING & SEAL PICKS (HOOK & PICKS)

SP30808

O-RING & SCRIBE SET 2 PIECE

- Both tools facilitate easy removal & installation of O-rings & seals, scribing, carving & part placement
- Complete with 4 different end configurations with hardened scriber points
- Can also be used to retrieve small items in hard to reach areas
- Knurled anodised aluminium handle for better grip

SET INCLUDES

- Combination pick and hook pick
- 90° pick and straight pick



SP30811

O-RING REMOVER SET HEAVY DUTY 4 PIECE

- Heavy duty alloy steel blades
- Blade length; 5" & 2.5"
- Rounded spoon tips will not damage o-rings
- Heavy duty handles with comfort grip

SET INCLUDES

- 1x Offset Long Blade
- 1x Offset Short Blade
- 1x Straight Long Blade
- 1x Straight Short Blade



HOOK & PICK SETS

SP30843

HOOK & PICK SET MINI - LONG 4 PIECE

SET INCLUDES

- 1x Combination Hook
- 1x 90° Hook
- 1x Straight Pick
- 1x Hook Pick




SP30842

HOOK & PICK SET EXTRA LONG - 15.75" 4 PIECE

- Heavy duty alloy steel blades
- Heavy duty handles with comfort grip

SET INCLUDES

- 1x Rubber hook
- 1x Glass run cleaner
- 1x Angular hook
- 1x Long hook



HOOK & PICK SETS CONTINUED

SP30802

HOOK & PICK SET 4 PIECE

SET INCLUDES

- Awl tool
- 45° tool
- 90° tool
- Hook tool



SP30844

HOSE REMOVER PICK SET 2 PIECE

- 2pc hose remover pick set
- Unique tip easily fits between hose & fitting to break stubborn hoses
- Ideal for radiator hoses, heater hoses, etc.



HOOK & PICK / GASKET SCRAPERS

SP30865

SCRAPER & REMOVER SET HEAVY DUTY 5 PIECE

- Heavy duty alloy steel blades
- Heavy duty handles with comfort grip

SET INCLUDES

- 1x 11" Multi-purpose scraper
- 1x 8-1/4" Multi-purpose scraper
- 1x 8" Scratch awl
- 1x 9" Cotter pin puller
- 1x Radiator hose remover




GASKET SCRAPERS

SP30814

GASKET SCRAPER HEAVY DUTY 1"

- 1" gasket scraper
- Heavy duty alloy steel blade
- Hi-vis nylon handle



SP30860

GASKET SCRAPER SET HEAVY DUTY 3 PIECE

- 3pc gasket scraper set
- Blade widths .75", 1" & 1.5"
- Heavy duty alloy steel blades
- Hi-vis nylon handles



SCRAPERS

SP30813

SCRAPER SET - POLY 4 PIECE

- Remove decals, mouldings, emblems, gaskets & wheel weights from cars without damaging the vehicle
- Ideal for the removal of glued weights on aluminium rims on motorcars & motorbikes
- Includes .75", .85", 1" & 1.5" scrapers
- Tough composite construction



SP30805

SCRAPER SET - STAINLESS STEEL 3 PIECE

- Precision ground blades
- Heavy duty timber handles
- .4", .5" & 1" blades



SCRAPERS - BLADE TYPE

SP30816

RAZOR SCRAPER - 4"

- Rubber Grip Handle
- Easy removal of Gasket residue, carbon & ingrained dirt
- Removes decals and stickers without harsh chemicals
- Compact size allows access to tight, hard to reach areas
- Blade Width: 1.5"
- Replacement blades available



SP30806

GASKET SCRAPER - LONG REPLACEABLE BLADE TYPE

- Designed to reach tight places
- Knurled thumbscrew for easy blade changes
- Hollow handle stores spare blades when not in use
- Uses 1.5" replaceable razor blades
- Spare blades included



SP30868

REPLACEMENT SCRAPER BLADES SINGLE EDGE 10 PIECE

SUITS RAZOR & GASKET SCRAPERS

- Professional quality blade for use in SP blade type scrapers
- Perfect for removing gasket residue, dirt and decals
- Blade Width: 1.5"



WINDSCREEN REMOVAL TOOL

SP30829

WINDSCREEN REMOVAL TOOL

- Durable aluminium handle
- Heavy duty steel knife
- Replaceable blades
- Knurled Handle for additional grip



SP33829

REPLACEMENT BLADES SUITS WINDSCREEN REMOVAL TOOL

- Hardened then honed blade allows fast separation of screen from bond
- Able to be re-sharpened



TWEEZERS

SP30900

TWEEZER SET 4 PIECE

SET INCLUDES

- Self closing pointed end - 4.5"
- Offset pointed end - 4.75"
- Straight pointed end - 4.5"
- Offset spade end - 4"

STAINLESS STEEL



EXHAUST PIPE AND TUBING CUTTER

SP30920

EXHAUST PIPE & TUBING CUTTER

- Designed for cutting thin walled steel and copper tubing
- Suitable for cutting exhaust pipe with diameters from .75"-3"



LIFT SUPPORT CLAMP

SP64220

LIFT SUPPORT CLAMP UNIVERSAL

- Securely supports and locks onto gas strut shafts found on Hoods, tail-gates, hatchbacks & car boots to enable worn gas struts to be fixed in the extended position
- Aluminium body prevents damage to the lift support.



➤ THREAD & STUD REPAIR

Broken bolts are a fitters worst nightmare, but fear not. At Sp Tools we can get any broken stud or bolt removed. SP Tools makes a great range of both internal and external removal tools.



STUD REMOVAL & INSTALLATION

SP31255

STUD REMOVAL & INSERT SET 28 PIECE

- Uniquely designed tool for the removal and installation of studs without damaging the threads
- Each threads size uses one tool for removal and one for installation
- Metric sizes: M6 x 1/ M8 x 1.25/ M10 x 1.25/ M10 x 1.5
- SAE sizes: 1/4-20, 5/16-18, 5/16-24, 3/8-16, 3/8-24, 7/6-14, 7/16-20, 1/2-13, 1/2-20

SP31253

STUD REMOVER SET 5 PIECE

- 4x stud extractors and a go-thru' ratchet wrench
- Short for tight restricted areas
- 6, 8, 10, 12 sockets plus 14mm & 17mm Go-thru' ratchet
- A ratchet wrench is included



SP31251

STUD REMOVAL & INSTALLATION TOOL

- Capacity (3/8"-3/4")
- Suitable for the removal and installation of various sizes of studs
- Cam rotates to grip onto the stud for quick and easy use
- Use with 1/2"sq drive ratchet wrench

THREADING & RETHREADING

SP31100

TAP & DIE SET - HEAVY DUTY 32 PIECE

- Ideal for chasing out damaged threads and the removal of nicks/burrs without undercutting good threads
- Cuts threads and bores taps quickly
- Designed specifically for the automotive mechanic
- Covers 6-18mm with common thread pitch sizes
- Housed in EVA foam in a blow moulded case

SET INCLUDES

DIE SET (15PC):

- M6 x 1.0, M12 x 1.25, M14 x 2.0, M8 x 1.25, M12 x 1.5, M16 x 1.5, M10 x 1.0, M12 x 1.75, M16 x 2.0, M10 x 1.25, M14 x 1.25, M18 x 1.5, M10 x 1.5, M14 x 1.5, 38mm Die Wrench

TAP SET (17PC):

- M6 x 1.0, M12 x 1.25, M14 x 2.0, M8 x 1.25, M12 x 1.5, M16 x 1.5, M10 x 1.0, M12 x 1.75, M16 x 2.0, M10 x 1.25, M14 x 1.25, M18 x 1.5, M10 x 1.5, M14 x 1.5, 1/8NPT27, M5-M20 (33") Tap Wrench, M3-M10 Tap Wrench



SP31310

RETHREADING KIT - AUTOMOTIVE 42 PIECE

- Taps & dies are suitable for chasing out damaged threads and the removal of nicks/burrs without undercutting good threads
- Thread file restores damaged external threads on any diameter
- Right or left hand

SET INCLUDES

- Thread File: 9, 10, 12, 16, 20, 27, 28, 32mm
- Thread File: 11, 12, 13, 14, 15, 16, 18, 20, 24mm
- Re-thread Die Sizes: 1/4, 5/16, 3/8, 7/16, 1/2, 9/16 & 5/8" UNC/UNF, 6x100, 8x1.25, 10x1.25, 10x1.50, 12x1.25, 12x1.5, 12x1.3"
- Re-thread Tap Sizes: 1/4, 5/16, 3/8, 7/16, 1/2 & 9/16" UNC/UNF, 6x100, 8x1.25, 10x1.25, 10x1.50, 12x1.25, 12x1.5, 12x1.3"


INTERNAL & EXTERNAL THREAD FILES INDIVIDUAL

INCLUDES SLIP-ON GRIP

AVAILABLE IN 3 OPTIONS

TYPE	SIZES	MODEL
Metric	0.75, 1.00, 1.25, 1.50, 1.75, 2.00, 2.2" & 3.00mm	SP31305
SAE	11, 12, 13, 14, 16, 18, 20 & 24 TPI	SP31306
SAE	9, 10, 12, 16, 20, 27, 28 & 32 TPI	SP31307

- Restores any diameter damaged left or right-hand external threads
- Includes easy slip-on PVC grip



SP64037

PITCH GAUGE - METRIC/SAE 52 PIECE

- Designed to easily identify metric and SAE thread pitch sizes
- Range: 0-25 to 6mm
- Pitch: 4 to 62

SCREW EXTRACTION



SP31320

SCREW EXTRACTOR SET DRILL BIT & GUIDE 25 PIECE

- For extracting broken screws, studs & bolts: 5mm to 16mm
- Threads designed to remove broken fasteners without breaking or jamming
- Fluted type extractors that provide a solid grip on broken studs and screws
- Housed in heavy duty storage case and EVA foam tray

SET INCLUDES

- 5x Drill Bits: 1/8", 3/16", 1/4", 5/16", 11/32"
- 5x Extractor Pins Sized to Match Drill Bits
- 5x Hex Extracting Drivers to Match Extractor Pins
- 10x Stud Drilling Guides: 9/32, 5/16, 11/32, 3/8, 13/32, 7/16, 15/32, 1/2, 17/32 & 9/16"



SP31301

SCREW EXTRACTOR SET SPIRAL TYPE - 5 PIECE

- Remove broken studs, screws & pipe fittings
- Manufactured from heat treated chrome molybdenum steel

SIZE RANGE

- Metric: M4 - M20
- SAE: 5/32 - 3/4"



SP31302

SCREW EXTRACTOR SET STRAIGHT TYPE - 5 PIECE

- Remove broken studs, screws, bolts, etc
- Manufactured from heat treated chrome molybdenum steel
- Square section aids removal of extractor from screws

SIZE RANGE

- Metric: M4 - M20
- SAE: 5/32 - 3/4"

NUT SPLITTERS

SP31210

NUT SPLITTER SET 4 PIECE

- Splitting of seized bolts and/or over tightened bolts without damaging the thread
- Chrome molybdenum steel blades with forged high carbon steel grips
- Hardened, tempered & chrome plated for rust resistance

SET INCLUDES

- 9-12mm, 12-16mm, 16-22mm & 22-27mm



ALSO AVAILABLE INDIVIDUALLY

NUT SPLITTERS INDIVIDUAL

SIZE	MODEL
9-12mm	SP31211
12-16mm	SP31212
16-22mm	SP31213
22-27mm	SP31214

WORKSHOP

Workshop need an upgrade? At SP Tools we have it all. Creepers, stools, vices and brushes, safety gear and even a cable tie or two. Check out the new SUMO Creeper, especially made for the bigger built/taller blokes in the workshop.

MECHANICS CREEPERS



20%
WIDER

SPR-48

MECHANICS CREEPER SUMO

- 20% wider - Ideal for bigger built/taller blokes
- Heavy duty steel frame
- 6 heavy duty castors
- Wide padded body & head rest
- Capacity: 330 lbs
- 40.5" x 21"

SPR-44

MECHANICS CREEPER

- Heavy duty steel frame
- 6 heavy duty wheels
- Padded body & head rest
- 40.5" x 17.35"

ADJUSTABLE
HEAD REST

SPR-46

MECHANICS CREEPER ADJUSTABLE HEAD REST

- Heavy duty steel frame
- 4 heavy duty castors
- Padded body & head rest
- Adjustable head rest
- 40.5" x 17.25"

WORKSHOP MOBILE SEATS & STOOLS



SPR-50

WORKSHOP SEAT HEAVY DUTY

- Heavy duty chrome polished frame
- Ball bearing oversized swivel castors
- Easy access storage tray
- High density foam seat



SPR-55

STOOL WITH STORAGE PNEUMATIC

- Pneumatic seat adjusts from 16.5 to 21"
- 17" reinforced steel base with 5 heavy duty swivel castors
- 3 Section tray base with removable magnetic pad
- High density foam padded seat
- Chrome plated heavy duty steel frame
- Recommended for garage and shop use
- Note: Tools not included



SPR-60

STOOL WITH SWIVEL TOP PNEUMATIC

- Pneumatic seat adjusts from 26 to 31"
- High density foam padded seat
- Chrome plated heavy duty steel frame
- Non-slip rubber feet

T8R58

WORKSHOP SEAT - 3 DRAWERS 888 SERIES

- Heavy duty frame
- High density foam padded seat
- Ball bearing slide drawers
- Easy access spray can holder
- Swivel castors

- DIMENSIONS:**
- Unit: 14.5" x 15.75" x 14.5"
 - Drawers (3): 7.5" x 12" x 1.5"



SEAT & MUDGUARD PROTECTORS



SPR-11

MECHANICS PROTECTIVE SEAT COVER

- Heavy duty nylon
- Easy slip-on design
- Protects seats against oil, grease and water



MECHANICS MAGNETIC MUDGUARD / FENDER PROTECTORS

- Vinyl with soft inner to protect car paintwork
- Contains hidden sleeved magnets to hold cover firmly in position
- Resistant to oil, grease & water
- 32" (w) x 25" (H)

AVAILABLE IN 3 OPTIONS

TYPE/COLOUR	MODEL
SP RACING LOGO	SPR-22
SP GREEN	SPR-22BGR
SP BLUE	SPR-22BBL

PARTS TRAYS & HOOKS



SP30912

PARTS TRAY - MAGNETIC 10.5" X 11.5" X 1"

- Large but low profile parts tray is great for all jobs around the work shop, big or small, especially parts storage
- Magnetic based stainless steel tray holds itself and contents in any position avoiding loss of parts
- 4 Heavy duty magnetic plates securely hold the tray to any steel surface



SP30913

PARTS TRAYS & HOOKS SET MAGNETIC 4 PIECE

- Great parts storage
- Magnetic based stainless steel trays and hooks hold themselves and contents in any position avoiding loss of parts
- Heavy duty magnetic plates securely hold the trays and hooks to any steel surface

SET INCLUDES

- 1pc magnetic tray : 9" x 2.5" x .65"
- 1pc magnetic tray : 3.75" x 2.5" x .5"
- 2pc magnetic hooks - Each holding up to 8 Lbs



SP30911

PARTS TRAY - MAGNETIC 5.5" X 9.5"

- Low profile parts tray is great for all jobs around the work shop, big or small, especially parts storage
- Magnetic based stainless steel tray holds itself and contents in any position avoiding loss of parts
- 2 Heavy duty magnetic plates securely hold the tray to any steel surface



SP30910

PARTS TRAY - MAGNETIC 6" DIA.

- Low profile parts tray is great for all jobs around the work shop, big or small, especially parts storage
- Magnetic based stainless steel tray holds itself and contents in any position avoiding loss of parts
- Heavy duty magnetic plate securely hold the tray to any steel surface

BRUSHES



T830807

WIRE BRUSH SET MINI - 7" 6 PIECE

- Nylon bristles clean delicate parts and detail vehicle interiors
- Stainless steel bristles clean parts that need heavy duty scrubbing
- Brass bristles clean unfinished metal parts without damaging surfaces or fine features

SET INCLUDES

- 2X NYLON BRISTLED BRUSHES - 13"
- 2X STAINLESS STEEL BRISTLED BRUSHES - 13"
- 2X BRASS BRISTLED BRUSHES - 13"



SP30890

WIRE BRUSH SET MINI - 7" 3 PIECE

- Ideal for heavy duty cleaning
- 3 rows of bristles on each brush
- Ergonomic polypropylene handles
- 5 hole tips

SET INCLUDES

- NYLON BRISTLED BRUSH - 7"
- STAINLESS STEEL BRISTLED BRUSH - 7"
- BRASS BRISTLED BRUSH - 7"



SP30891

WIRE BRUSH SET 9" 3 PIECE

- Ideal for heavy duty cleaning
- 2 rows of bristles on each brush
- Ergonomic polypropylene handles

SET INCLUDES

- CARBON STEEL BRISTLED BRUSH - 9"
- STAINLESS STEEL BRISTLED BRUSH - 9"
- BRASS BRISTLED BRUSH - 9"



SP30892

WIRE BRUSH SET 10" 3 PIECE

- Ideal for heavy duty cleaning
- 4 rows of bristles on each brush
- Ergonomic polypropylene handles

SET INCLUDES

- CARBON STEEL BRISTLED BRUSH - 10"
- STAINLESS STEEL BRISTLED BRUSH - 10"
- BRASS BRISTLED BRUSH - 10"



SP30893

WIRE BRUSH SET - 14" 3 PIECE

- Ideal for heavy duty cleaning
- 3 rows of bristles on each brush
- Ergonomic polypropylene handles

SET INCLUDES

- CARBON STEEL BRISTLED BRUSH - 14"
- STAINLESS STEEL BRISTLED BRUSH - 14"
- BRASS BRISTLED BRUSH - 14"



PARTS BRUSHES

SP30896

PARTS BRUSH "FLOW-THROUGH"

- "Flow-Through" brushes are designed for parts washing sinks with circulating solvent system
- A continuous stream of solvent is delivered through the whole bristle head not just through the centre



SP30895

PARTS BRUSH "BUCKET"

- "Bucket brushes" are designed for hand use in a parts washing sink or solvent container




BENCH VICES

BENCH VICE - SWIVEL BASE INDUSTRIAL GRADE

- Made from the highest quality ductile iron for increased impact and fatigue resistance
- Swivel base

AVAILABLE IN 3 OPTIONS

CAPACITY	MODEL
4-1/2"	SPBV115
6-1/2"	SPBV165
8"	SPBV203



POWER BOARDS

SP'S POWER BOARDS FEATURE:

- 4 Individually powered outlets, providing extremely consistent performance and versatility
- Overload protection - preventing damage to fuses, in turn providing the power board with enhanced longevity
- Surge protection to help prevent damage to your devices from any spikes of voltage



SP69999

WORKSHOP POWER BOARD SURGE PROTECTED 4 OUTLETS

- 4 individually switched outlets
- Surge protected
- Cord length (approx.): 43"
- Input power: 230-240V~50Hz
- Max current: 10A
- Max power: 2500W
- Dimensions (approx.): 11" x 3" x 1.25"



SP69998

WORKSHOP POWER BOARD SURGE PROTECTED 4 OUTLETS & 4 USB PORTS

- 4 individually switched outlets
- 4 USB ports
- Surge protected
- Overload protection
- Cord length (approx.): 40"
- Input power: 230-240V~50Hz
- Max current: 10A
- Max power: 2400W
- Dimensions (approx.): 11" x 3" x 1.25"

BUILT-IN USB PORTS

4 USB ports (4.5Amps) to ensure fast charging and reliable power for all of your USB compatible devices

SANDBLASTING GUNS

SP65010

SANDBLASTING GUN 34 FL OZ

- Adjustable nozzle assures that the amount of sand can be regulated as required
- When the handle is activated, the airflow sucks the sand up out of the container and is ejected from nozzle at high speed



SPRAY CLEANING GUNS



SP65011

SPRAY CLEANING GUN 34 FL OZ

- PE tank and tube with adjustable spray/jet nozzle
- Lance with adjustable nozzle with cone
- Capacity: 34 fl oz



SP65012

SPRAY CLEANING GUN - FLEXIBLE 34 FL OZ

- PE tank and tube with adjustable spray/jet nozzle
- Flexible tube
- Lance with adjustable nozzle with cone
- Capacity: 34 fl oz

CABLE TIES

CABLE TIES - BLACK WORKSHOP PACKS

- Available in 5 sizes and lengths
- UV treated black nylon
- Flame retardant
- Heat resistant
- Nylon 66,94V-2

AVAILABLE IN 5 OPTIONS

SIZE	QUANTITY	MODEL
2.5 x 4"	Pack of 100	SP78100
3.6 x 6"	Pack of 100	SP78101
4.8 x 8"	Pack of 100	SP78102
4.8 x 14.5"	Pack of 100	SP78103
7.6 x 14.5"	Pack of 50	SP78104




WRENCH ORGANIZERS & FUNNEL SET

WRENCH RACK HOLDS 12 OR 15 WRENCHES

- High Impact Plastic
- Ideal for wall, peg board or tool cabinets
- Suitable for open end, ring, flare nut or combination wrenches
- Note: wrenches are not included

AVAILABLE IN 2 OPTIONS

CAPACITY	MODEL
12 Wrenches	SP31712
15 Wrenches	SP31715



T864100

FUNNEL SET - 888 SERIES 4 PIECE

- Plastic funnels for quick transfer or application of liquids and fluids
- 4 Essential sizes included: 5.5", 4.75", 4" & 80mm

OPEN MOUTH TOOL BAG



SP40360

OPEN MOUTH TOOL BAG

- Semi-rigid construction allows wide open mouth to maintain shape
- Heavy-duty fabric & molded waterproof base for long lasting durability
- Molded rubber handle provides a slip-resistant grip
- Padded shoulder strap is removable & adjustable
- 8 Internal pockets for tool organization

SAFETY GEAR



SPR80

SAFETY GLASSES - CLEAR LENS

- Tough polycarbonate clear lenses
- Wrap-around design to maximise coverage and protection in high impact environments
- Protects eyes from all angles
- Light weight and comfortable to wear



SPR88

EAR PROTECTION EXTREME PERFORMANCE

- Quality sound absorbing foam to protect ears
- Class 5 32db protection for high noise applications
- Soft edged Hi-vis ear cups for maximum comfort and increased visibility and safety
- Adjustable tensioned headband for security and comfort


HAND PROTECTION

GLOVES - GENERAL PURPOSE

- Stretch Spandex fabric ensures a comfortable fit
- Thin wall reinforced palm grip for better feel
- High quality Velcro for firm wrist grip
- Machine washable

AVAILABLE IN 2 SIZES

CAPACITY	MODEL
Large	SP68800
X-Large	SP68801



ADDED DURABILITY & BREATHABILITY
Breathable stretch fabric keeps your hands cool and dry while the synthetic finger tips and reinforced thumb panel provide added durability.

HIGH FEEL
High feel synthetic leather palm forms to your hand to allow for more feel, ideal for many jobs around the workshop.



GLOVES - GENERAL PURPOSE HIGH-FEEL 0.5mm

- Stretch Spandex fabric ensures a comfortable fit
- Thin 0.5mm wall reinforced non-slip palm grip for better feel
- High quality Velcro for firm wrist grip
- Touch screen capable index finger
- Machine washable

AVAILABLE IN 2 SIZES

CAPACITY	MODEL
Large	SP68810
X-Large	SP68811



ANTI SLIP GRIP
SP's Anti-slip grip provides a strong, durable grip in all wet, dry and oily conditions and wraps around the index finger and thumb to ensure you have more control with less effort.

0.5mm HIGH FEEL
High feel 0.5mm synthetic leather palm forms to your hand to allow for more feel, especially helpful with precision work.



GLOVES - IMPACT PROTECTION

- Stretch Spandex fabric ensures a comfortable fit
- Thin wall reinforced palm grip for better feel
- High quality Velcro for firm wrist grip
- Machine washable

AVAILABLE IN 2 SIZES

CAPACITY	MODEL
Large	SP68805
X-Large	SP68806



INDUSTRIAL KNUCKLE & FINGER GUARD
Protects your hand against injury

HEAVY DUTY WEAR STRIP & GEL PADS
Heavy duty wear strip ensures durability while gel pads absorb impact and vibration, perfect for use with impact guns.



➤ FLUID TRANSFER

OIL, GREASE OR FUEL... WE CAN MOVE IT.

SP Tools has a fluid transfer tool that makes the job easy.

SUCTION AND TRANSFER PUMPS

SP65155

MULTI-PURPOSE PUMP 34 FL OZ

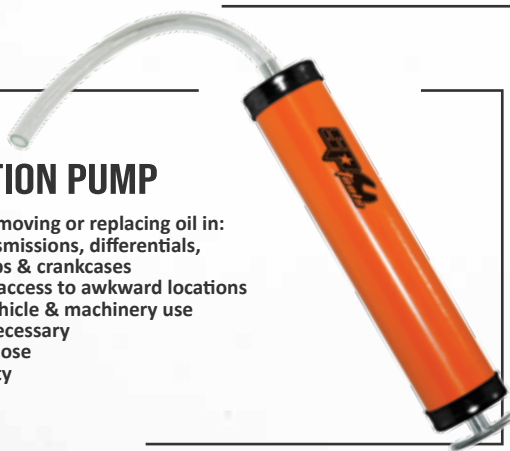
- Great for top up jobs - quicker and easier
- Ideal for topping up difficult to access oiling points on motor vehicles, lawn mowers, chain saws, outboard and two stroke motors, and other odd jobs around the workshop and home
- Suitable for all oils, automatic transmission fluids, brake fluids and general purpose cleaners, the self-contained unit will prevent oil contamination when not in use



SP65120

OIL SUCTION PUMP

- Perfect for removing or replacing oil in: engines, transmissions, differentials, gearbox sumps & crankcases
- Enables easy access to awkward locations & ideal for vehicle & machinery use
- No priming necessary
- 10" Flexible hose
- 500ml capacity



SP65121

FLUID TRANSFER PUMP DOUBLE ACTION

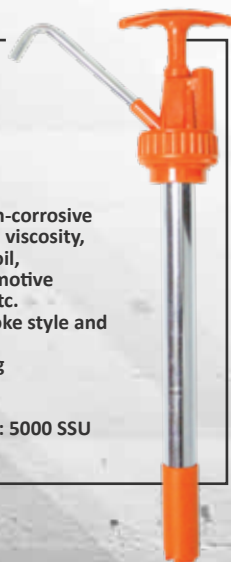
- Perfect for transmissions, differentials, gear cases, lower units crankcases, etc.
- No priming necessary
- 39 Inch / 100cm flexible hose
- 500ml capacity
- Two way vinyl hose for suction & discharge of fluids
- Durable check valve
- Heavy-duty aluminium container tube



SP65156

DRUM PUMP 5.25 GALLON

- Ideal for transferring non-corrosive fluids of light to medium viscosity, such as engine oil, gear oil, transmission fluid, automotive additives, machine oil, etc.
- The pump is a down-stroke style and has a fixed steel spout
- This pump is self-priming
- Pump type: Piston
- Flow: 2 fl oz / stroke
- Maximum fluid viscosity: 5000 SSU



SP65157

GEAR OIL PUMP 5.25 GALLON

- Ideal for transferring non-corrosive fluids of light to medium viscosity, such as engine oil, gear oil, transmission fluid, automotive additives, machine oil, etc.
- The pump is a down-stroke style, comes with a 47.25" oil-resistant flex hose with non-drip nozzle and a drain back nozzle holder to ensure the excess oil flows back into the drum to prevent spills and accidents
- This pump is self-priming



- Pump type: Piston
- Flow: 16 gal / stroke
- Maximum fluid viscosity: 5000 SSU

SPRING GEAR PUMPS

SPRING GEAR OIL PUMPS

- Designed to fit 5.25 gal or 16 gal drum and is ideal for transferring non-corrosive fluids of medium to heavy viscosity, such as engine oil, gear oil, transmission fluid, automotive additives, machine oil and lubricant
- Spring operated pump and unique swivelling pump head assembly allows the hose to follow the operator
- Gun holder to ensure the extra oil flows back into the pail to prevent spills and accidents
- Robust zinc pump head and steel pump body assembly ensure long working life

AVAILABLE IN 2 OPTIONS

SP65160

5.25 GALLON

SPECIFICATIONS:

- Pump type: Spring operated pump
- Flow: 300 ml / stroke
- Suction tube length: 12.75" for 5.25 gal Drum
- Inlet: 1.75" O.D.
- Outlet: .6" O.D with 114.5"L
- PVC hose & controllable oil gun
- Max. viscosity: 5,000 SSU

SP65162

16 GALLON

SPECIFICATIONS:

- Pump type: Spring operated pump swivelling pump head
- Flow: 500 ml / stroke
- Suction tube length: 21" for 16 GALLON drum
- Inlet: 1.85" O.D.
- Outlet: .6" O.D with 114.5"L PVC hose & controllable oil gun
- Wetted parts: Steel, Zinc, PE, PVC & NBR
- Max. fluid temperature: 140°F / 60°C
- Max. viscosity: 5,000 SSU



200L DRUM PUMPS

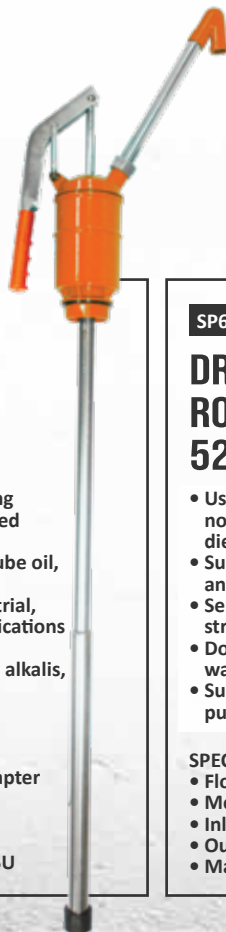
SP65170

DRUM PUMP LEVER ACTION 52 GALLON

- Used for dispensing or transferring non-corrosive and GASOLINE based fluids, such as diesel, kerosene, transmission fluid, machine oil, lube oil, fuel oil, anti-freeze, etc.
- Ideal for heavy-duty use in industrial, automotive and agricultural applications
- Self-priming unit
- Do not use with organic solvents, alkalis, acids & water-based fluids

SPECIFICATIONS:

- Flow: 13.5 fl oz per stroke
- Mounting: 2 inch MNPT bung adapter
- Inlet: 7/8 inch O.D.
- Outlet: 3/4 inch height-angle & normal curved
- Maximum fluid viscosity: 4000 SSU



SP65175

DRUM PUMP ROTARY GEARED 52 GALLON

- Used for dispensing or transferring low viscosity and non-corrosive GASOLINE based fluids, such as GASOLINE, diesel, kerosene, lube, fuel, machine oil, etc.
- Supplied with 2" bung adapter, a rubber delivery hose and non-drip nozzle
- Self-priming unit, dispenses approximately 34 fl oz per stroke
- Do not use with organic solvents, alkalis, acids and water-based fluids
- Supplied with suction filter to sift the dirt and extend pump life

SPECIFICATIONS:

- Flow: 34 fl oz / stroke
- Mounting: 2" MNPT bung adapter
- Inlet: 1-1/4" O.D.
- Outlet: 1" O.D. curved spout
- Maximum fluid viscosity: 500 SS or SAE 30



> LUBRICATION

SP Tools work closely with the world's leading manufacturers of lubrication equipment. Our product offer is designed to maximise uptime of plant and equipment around the globe. Extensive and continuing research and development ensures SP Tools Lubrication Division is at the forefront of the industry.

GREASE GUNS

SP65108

GREASE GUN VARIABLE STROKE PISTOL GRIP

- 20" flexible hose with heavy duty quick release coupler
- In-line swivel joint, eliminating awkward twisting
- Heavy duty cast aluminium body with textured non-slip grip
- Heavy duty hardened 4 jaw super grip coupler, coupler includes ball check
- Bleeder valve for purging unwanted air
- 2-way loading: Bulk or 450cc grease cartridge
- Coupler and hose locks to pump for easy clean storage
- Air inlet: 1/4"
- Hose size: 3/8" I.D.
- Max pressure: 8000psi

IN-LINE SWIVEL JOINT

Eliminates awkward twisting

LOCK TECH

Quick-release coupler locks to grease gun for easy storage

Extra long flex hose

Quick-Release Coupler

SP65106

GREASE GUN LEVER ACTION HIGH PRESSURE

- 3-way loading: bulk, filler nipple or 450cc standard grease cartridge
- Heavy duty cast aluminium body with textured non-slip grip
- Heavy duty hardened 3 jaw super grip coupler, coupler includes ball check
- Bleeder valve for purging unwanted air
- 6" curved extension
- Working pressure: 8000psi
- Max pressure: 10000psi

SP65111

GREASE GUN PNEUMATIC SINGLE SHOT OR CONTINUOUS

UNDER AIR INPUT PRESSURE: 60~120PSI

- Single shot mode: Max - 4800PSI
- Continuous mode: Max - 2500PSI
- Capacity: Cartridge-450cc, bulk-500cc

CONTINUOUS MODE:

- Greasing flow: Up to 150cc/min

- 40:1 ratio air motor
- Heavy duty cast aluminium body
- 3-way loading: bulk, filler pump or 450cc grease cartridge
- Heavy duty super grip coupler for better grip and longer service life
- 6" curved pipe with coupler and 9" flexible hose with coupler

Includes 6"
curved pipe
and coupler

SP65110

GREASE GUN PNEUMATIC SINGLE SHOT

- 40:1 ratio air motor
- 3-way loading: bulk, filler pump or 450cc grease cartridge
- Heavy duty hardened 3 jaw super grip coupler, coupler includes ball check
- 6" curved pipe with coupler and 9" flexible hose with coupler
- Bleeder valve for purging unwanted air
- Heavy duty cast aluminium body with textured non-slip grip
- Air inlet: 1/4"
- Hose size: 3/8" I.D.
- Weight: Only 2 lbs

Includes 6"
curved pipe
and coupler

CONTINUED GREASE GUNS

SP65104

GREASE GUN SET - MINI

- Chrome plated finish for longer service life
- Working pressure: 1000 psi
- Capacity bulk: 80ml
- Includes 3 interchangeable tips

INCLUDES 100g TUBE OF LUBRICATION GREASE

- Suitable for automotive applications
- EP additive Molybdenum Disulphide



SUITABLE FOR

Rack and pinion steering,
Universal joints and ball
joints.

REPLACEMENT LUBRICATION
GREASE AVAILABLE - SP65104G



COUPLERS, HOSES & ADAPTORS

SP65140

GREASE GUN QUICK-RELEASE COUPLER & ACCESSORY KIT 6 PIECE

- Heavy-duty lubrication accessory kit contains quick-release couplers, dispensers and adaptors to suit any grease application.

SET INCLUDES

- Quick release grease coupler - 3"
- Quick release grease coupler - 5"
- Right angle adaptor
- Grease injector needle
- Seal-off grease dispenser
- Needle nose grease dispenser



SP65131

GREASE COUPLER HEAVY DUTY

- Three hardened jaws
- 2" long coupler tapped for 1/8" pipe threads
- Recommended working pressure: 8000psi



SP65132

GREASE COUPLER RIGHT ANGLE

- Heavy duty
- Reach out-of-the-way zerk fittings such as those on ball joints
- Fits standard grease guns: 1-5/8" long
- 1/8" NPT female inlet
- For use with air operated equipment
- Recommended working pressure: 4500 PSI



SP65135

GREASE COUPLER SWIVEL

- Heavy duty
- Swivels in full 360° circle and locks in place
- 45° angle gives easy access to most grease fittings
- 1/8" NPT female inlet
- For use with air operated equipment
- Recommended working pressure: 4500 PSI



SP65136

GREASE COUPLER QUICK RELEASE


- Designed for use with air powered, battery powered and hand grease guns
- Heavy-duty construction withstands higher pressure
- Four hardened jaws
- 3" long coupler with 1" diameter and is tapped for 1/8" pipe threads
- Burst Pressure 15,000psi
- Working pressure 10,000psi.



SP65137

GREASE COUPLER - LONG QUICK RELEASE

- Designed for use with air powered, battery powered and hand grease guns
- Heavy-duty construction withstands higher pressure
- Four hardened jaws
- 5" long coupler tapped for 1/8" pipe threads
- Burst Pressure 15,000psi
- Working pressure 10,000psi



FLEX HOSES - GREASE GUN

- Fits most grease gun accessories
- Working pressure: 4,500psi
- Burst pressure: 12,000psi
- 1/8" NPT
- For hard to reach jobs
- For use with air and hand operated grease guns

AVAILABLE IN 2 OPTIONS

LENGTH

12" Long

18" Long

MODEL

SP65133

SP65134



TIRE SERVICE

Accurate TIRE inflation is extremely important to the on road safety of a vehicle. At SP Tools we offer a range of both digital and analogue inflators and testers to make sure you get it right.

TIRE INFLATORS

SP65510

TIRE INFLATOR WITH DEFLATOR DIGITAL - PROFESSIONAL

- Pressure measuring range: 0-160PSI (+/- 2% @25C)
- Automatic shut-off after 60 seconds to conserve battery life
- Dual chuck
- Operating pressure: 90PSI
- Air Flow: 1.2CFM at 100PSI



SP65500

TIRE INFLATOR WITH DEFLATOR PROFESSIONAL

- Highly accurate
- Large and easy to read dial
- Gauge fitted with heavy rubber bumper includes 23.5" hose with clip-on chuck
- Calibrated: 10-170 PSI in 2lb Increments 70-1200 kPa in 10 kPa increments
- Gauge diameter: 3"
- Accuracy: +/- (F.S.x1%)+0.5 PSI at 2-100 PSI +/- (F.S.x2%)+0.5 PSI at 101-150 PSI
- Pressure range: 2-150 PSI

TIRE CHUCKS

SP65530

AIR HOSE CHUCK CLIP-ON STRAIGHT

- Open 1/4 BSP
- High quality solid brass clip-on air chuck



SP65531

AIR HOSE CHUCK CLIP-ON ANGLE

- Open 1/4 BSP
- High quality solid brass clip-on air chuck



SP65535

TIRE CHUCK DUAL HEAD

- Lightweight zinc/brass body
- Comfortable high-grip rubber handle

- 1/4" Female thread
- Dual head design for dual wheel vehicles



TIRE GAUGES

SP65505

TIRE GAUGE WITH HOSE PROFESSIONAL

- Precision made, full geared brass movement
- 2.5" dial, bleeder valve, "Shock Absorber" cover for protection
- Pressure Range: 0-60 PSI and 400 kpa with swivel angle tip and 12" hose
- Accuracy: +/- 1 PSI



SP65508

TIRE PRESSURE GAUGE DIAL

- L shape design allows for increased flexibility when connecting to difficult to access TIRE valves
- The air chuck can rotate 360° and is paired with a soft rubber tube to increase the flexibility during use
- Accuracy: ± 1 psi/0.1bar
- Gauge: 2.5"
- Calibration: 3-60psi/0.2-4bar



SP65521

TIRE GAUGE PENCIL TYPE

- Metal head and body – 4 sided plastic gauge
- 5-50PSI



VALVE CORE TOOLS

SP65526

VALVE CORE TOOL LOCK-ON

- Large grip for convenient installation and removal of big bore valve cores
- 3" overall length



> LIGHTING

SP'S HIGH PERFORMANCE, QUALITY LIGHTING SOLUTIONS

SP's cordless range of quality work lights are manufactured to the highest standards to suit the needs of the professional and are built to last. The full product range covers a number of lighting needs from small and compact hand-held work lights all the way up to ultra bright flood lighting. SP is constantly pushing the boundaries of LED and battery technology to bring you cutting edge work lights that will ensure you always have the most reliable, best performing tools on the market. Longer run time, brighter lighting and innovative design is at the core of the SP cordless lighting range.

WIRELESS CHARGE LIGHTING

One of SP's latest innovative breakthroughs is the incorporation of new wireless charging technology into the work light platform.

No longer do you have to plug your work light into a charger over night. The new pad style charger allows you to simply place the work light on the charging pad and the charging process instantly begins. Magnetic zones on the front of the charging pads firmly hold the work lights in place at any angle, while the heavy duty rear magnets allow for the charging pad to be instantly mounted onto any magnetic surface such as a steel tool box or work top.

The chargers are not only compatible with SP work lights but also the latest Android & iPhones, Apple Watches, AirPods, tablets and more.

SP81499

WORK LIGHT/FLASHLIGHT SMD LED - WIRELESS CHARGE

SMD LED WORK LIGHT & TORCH:

- Ultra bright 5w SMD LED work light: 500 Lumen
- High power LED torch/top light: 150 Lumen
- Wireless charging
- Adjustable dimmer work light: 500 to 75 Lumens
- Flexible magnetic base
- 180° fold out hook
- Splash & dust resistant - IP68
- Impact resistant
- Rechargeable
- Battery level and charge indicator
- Micro USB charging system (to charging pad)
- Battery: 3.7v 2600mAh
- Battery type: Lithium-ion
- Charging time: 4.5 Hours

POCKET WORK LIGHT & TORCH:

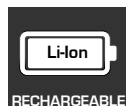
- Super bright 3w SMD LED work light: 300 Lumen
- Powerful LED torch/top light: 100 Lumen
- Wireless charging
- Adjustable dimmer work light: 300 to 30 Lumens
- Flexible magnetic base
- 180° fold out hook
- Splash & dust resistant - IP68
- Impact resistant
- Rechargeable
- Battery level and charge indicator
- Micro USB charging system (to charging pad)
- Battery: 3.7v 1200mAh
- Battery type: Lithium-ion
- Charging time: 2.5 Hours

DUEL ZONE WIRELESS CHARGING PAD:

- Duel charging zones
- Charges various devices
- Magnetic zones holds lights firmly in place while charging
- Powerful rear magnet - Ideal for mounting to steel tool box
- Wall mountable

LUMENS
500 | **150**
WORK LIGHT | TORCH

LUMENS
300 | **100**
WORK LIGHT | TORCH



DUEL ZONE WIRELESS CHARGING PAD

The new SP fast charge wireless charging pad lets you charge your light or compatible devices wirelessly, without requiring them to be fixed in one spot. Simply lay the compatible device anywhere on its surface to start charging.

MAGNETIC ZONES

Holds the light firmly in place at any angle



WALL MOUNTABLE & MAGNETIC

Powerful rear magnet makes it ideal for mounting the charging pad to your tool kit

Charges compatible SP lights, latest Android & iPhones, Apple Watches, AirPods, tablets & more



WIRELESS CHARGE LIGHTING CONTINUED

SP81496

WORK LIGHT/FLASHLIGHT SMD LED - WIRELESS CHARGE

SMD LED WORK LIGHT & TORCH:

- Ultra bright 5w SMD LED work light: 500 Lumen
- High power LED torch/top light: 150 Lumen
- Wireless charging
- Adjustable dimmer work light: 500 to 75 Lumens
- Flexible magnetic base
- 180° fold out hook
- Splash & dust resistant - IP68
- Impact resistant
- Rechargeable
- Battery level and charge indicator
- Micro USB charging system (to charging pad)
- Battery: 3.7v 2600MAH
- Battery type: Lithium-ion
- Charging time: 4.5 Hours

SINGLE ZONE WIRELESS CHARGING PAD:

- Charges various devices
- Magnetic zone holds light firmly in place while charging
- Powerful rear magnet - Ideal for mounting to steel tool box
- Wall mountable



LUMENS
500 | **150**
WORK LIGHT | TORCH

Li-Ion
RECHARGEABLE

DIMMABLE

MAG BASE

180°
PIVOTING
BASE

Charges compatible SP lights, latest Android & iPhones, Apple Watches, AirPods, tablets & more



SLIMLINE WORK LIGHTS

SP81446

WORK LIGHT/FLASHLIGHT COB LED - SLIMLINE

- Ultra bright COB LED work light
- High power LED torch/top light
- Adjustable dimmer switch work light
- 120° Pivoting slimline head
- 360° fold out hook
- Strong magnetic base
- Water/splash resistant - IP54
- Impact resistant - IK07
- Rechargeable
- Battery level and charge indicator
- USB C charging system
- Battery: 3.7v 2600MAH
- Battery type: Lithium-ion
- Charging time: 4 Hours
- Slimline Shaft - 6"
- Overall Length: 14"

SPECIFICATIONS: Work Light

- Lumen: Up to 1000 Lumens
- Run Time: 1.5 to 8 Hours

SPECIFICATIONS: Top Light

- Lumen: 150 Lumens
- Run Time: 8 Hours

LUMENS
1000 | **150**
WORK LIGHT | TORCH



120° TILT

SLIMLINE

Li-Ion
RECHARGEABLE

DIMMABLE

MAG BASE

120°
PIVOTING
SHAFT

IMPACT
RESISTANT



WORK LIGHTS

SP81457

TORCH/WORK LIGHT COB LED - ULTRA BRIGHT

- Ultra bright 6w COB LED work light
- High power LED torch/top light
- 3 work light brightness settings
- Strong magnetic pivoting base - 180°
- 360° fold out swivel hook
- Water/splash resistant - IP54
- Impact resistant - IK07
- Rechargeable
- Battery level and charge indicator
- Micro USB charging system
- Battery: 3.7V 2600mAh
- Battery type: Lithium-ion
- Charging time: 4 hours

INTENSE BRIGHTNESS

Capable of ultra bright illumination, ideal for vehicle body colour inspection

- SPECIFICATIONS: Work Light**
- Setting 1: 150 Lumens
 - Setting 2: 300 Lumens
 - Setting 3: 700 Lumens (CRI 80+)

- SPECIFICATIONS: Top Light**
- Lumen: 120 Lumens (CRI 70+)

LUMENS

700	300	150	120
WORK LIGHT	WORK LIGHT	WORK LIGHT	TORCH



SP81456

TORCH/WORK LIGHT SMD LED MAGBASE

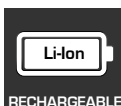
- Super brilliant SMD LED work light
- High power LED torch/top light
- Rechargeable Lithium-ion
- Includes AC charger and 12v Car Charger
- Pivoting magnetic base to 180°
- 2x 180° fold out hooks

- SPECIFICATIONS: Work Light**
- Lumen: Up to 350 Lumens

- SPECIFICATIONS: Top Light**
- Lumen: 80 Lumens

LUMENS

350	80
WORK LIGHT	TORCH



SP81450

WORK LIGHT COB LED MAGBASE

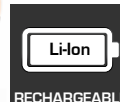
- Ultra Bright 6 COB LED
- Pivoting Mag-Base - 180°
- IP 65 dust proof and water resistant
- Fold away hook and stand
- Rechargeable
- Micro USB Charging System
- Includes AC and 12v Car Charger
- Battery: 3.7v 1000mAh
- Charging Time: 4.5 Hours

- SPECIFICATIONS: Setting 1**
- Lumen: 350 Lumens
 - 3 Hour run time

- SPECIFICATIONS: Setting 2**
- Lumen: 250 Lumens
 - 5 Hour run time

LUMENS

350	250
WORK LIGHT	WORK LIGHT



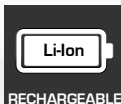
SP81448

COMPACT - COB LED - WORK LIGHT

- Strong Magnetic Base
- 360° Swivel Joint
- Rechargeable
- USB Charging System
- Battery: 3.7v/2600mA
- 1m USB Charging Cable
- Battery Type: Lithium-ion
- 3 Setting Work light: 100/350/700 Lumens (Low/Med/High)
- Run Time 13/4/2 Hours (Low/Med/High)

LUMENS

100	350	700
WORK LIGHT	WORK LIGHT	WORK LIGHT



SP81439

LED PEN - TORCH/ WORK LIGHT

- Work light: 130 Lumens
- Torch: 50 Lumens
- Charging Time: 2 hours
- Rechargeable
- Battery: 3.7v
- Max Operating Temp: 120°F
- Strong Magnetic Clip

- SPECIFICATIONS:**
- Work Light: 130 Lumens
 - Top Light: 50 Lumens

LUMENS

130	50
WORK LIGHT	TORCH



UNDER HOOD WORK LIGHT

SP81466

WORK LIGHT - UNDER HOOD PREMIUM SMD LED - CORDLESS

- High power SMD LED work light
- Low power consumption with low heat emission
- Extendable for applications between 45" and 70"
- Brightness control - 2 settings
- 360° Swivel light for flexible light positioning
- Wide 120° light spread
- Diffused lens for softer lighting and reduced shadow
- Constructed from high grade aluminium
- Soft padded Hood hooks
- Battery level and charge indicator
- Dust and water resistant - IP65
- Impact resistant - IK08
- Rechargeable
- Battery level and charge indicator
- Micro USB charging system
- Battery: 3.7v 4400mAh
- Battery type: Lithium-ion
- Charging time: 5 hours



EXTENDABLE

Easily adjusts to suit Hood sizes up to 131.5"

360° SWIVEL

SPECIFICATIONS: Setting 1

- Lumen: 1000 Lumens
- Run time: 3 Hours

SPECIFICATIONS: Setting 2

- Lumen: 500 Lumens
- Run time: 6 Hours

LUMENS

1000

WORK LIGHT

500

WORK LIGHT



INSPECTION LIGHTS

SP81492

HEADLAMP - COB LED MOTION SENSE ON/OFF

- Ultra bright 3w COB LED headlamp
- Brightness control - 2 settings
- Smart on/off motion sensor
- 45° tilt light for flexible light positioning
- Ultra lightweight design
- Adjustable headband with non-slip grip
- Dust & water resistant - IP65
- Impact resistant
- Rechargeable
- Battery level and charge indicator

- Micro USB charging system
- Battery: 3.7v 1500mAh
- Battery type: Lithium-ion
- Charging time: 3 Hours

SPECIFICATIONS: Setting 1

- 300 Lumens
- 3 hours run time

SPECIFICATIONS: Setting 2

- 150 Lumens
- 6 hours run time



MOTION SENSE ON/OFF

Easily turn the headlamp on and off by simply swiping your hand in a downward motion in front of the motion sensor. This allows you to quickly turn on the light when you need it and off when you don't.

45° TILT



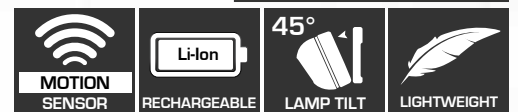
LUMENS

300

WORK LIGHT

150

WORK LIGHT



SP81443

TORCH/WORK LIGHT LED PEN - MAGBASE

- High power COB LED
- Pivoting mag-base - 180°
- Swivelling magnetic pocket clip
- Rechargeable
- Micro USB charging system
- Battery: 3.7v 300mAh
- Charging time: 1 Hour

SPECIFICATIONS:

- Work Light: 200 Lumens
- Top Light: 90 Lumens

LUMENS

200

WORK LIGHT

90

TORCH



Size: 37 x 25 x 13"



SP81490

FLASHLIGHT - LED ADJUSTABLE BEAM RECHARGEABLE

- Heavy duty compact design
- Ideal for camping and outdoor activities
- Essential in emergency situations
- Tactical head for breaking glass
- Adjustable focal length
- Recharges using a vehicles on board 12v outlet
- Twist on/off
- 1 hour run time
- Built-in Lithium-ion Battery
- 130 Lumens

LUMENS

130

TORCH



FLOOD LIGHTING



SP cordless flood lighting is an essential part of the mobile mechanics tool box. Extremely powerful illumination of up to 1000lm per flood light, these versatile rechargeable mini COB LED optical lensed flood lights will turn night into day and are ideal for applications where power is limited.

The multifunction switch allows you to adjust the light to suit your needs to either half (500lm) or full power output (1000lm) and boasts and impressive 3 to 6 hour run time. The light includes a built-in 180° rotatable powerful magnetic bracket for fast mounting to any steel surface as well as a removable universal clamp which securely grips to a variety of objects such as doors, benches, ladders etc.

These lights are available separately or in a kit which includes a lightweight, portable tripod, that will easily hold up to 4 lights and adjust from 37.5" to 78.75" in height. Car charger (12v) adaptor included.

SP81482

FLOOD LIGHT - OPTICAL LENS MINI COB LED - ADJUSTABLE PLUS UNIVERSAL CLAMP

- High power 10w COB LED light
- Multifunctional work lamp ideal for applications where power is limited
- 2 brightness settings: 1000 Lumens & 500 Lumens
- 3 to 6 hour run time
- Compact "pocket" size
- Includes 180° rotatable magnetic bracket
- Rechargeable micro USB system
- IP65 – Resistant to water and dust infiltration
- Universal clip secured by M8 connector
- Battery charge indicator
- Multifunction on/off switch
- Includes 12v car charger adaptor
- Charger: 240v charger
- Battery: 3.7v 4400mAh
- Battery type: Lithium-ion
- Charging time: 5.5 hours

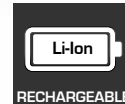
SPECIFICATIONS: Setting 1

- 1000 Lumens
- 3 hours run time

SPECIFICATIONS: Setting 2

- 500 Lumens
- 6 hours run time

**180° MAGNETIC
SWIVEL ARM**
Easily adjusts light
to shine in any
direction



LUMENS
1000 | **500**
FLOOD LIGHT | FLOOD LIGHT

INCLUDES UNIVERSAL CLAMP

SP81483

UNIVERSAL CLAMP BEST SUITS FLOOD LIGHTS

- Securely clips onto a variety of objects such as doors, door frames, benches, ladders etc.
- Non-slip Swivel pads for versatile grip
- Serrated inside grip, ideal for gripping to rounded surfaces
- Strong spring loaded grip for reliable use
- Made from highly durable plastic
- Easily & quickly screws on to light
- Suits Mini COB LED Optical Lens adjustable Flood light (SP81482)



SERRATED GRIP
Grips on to
rounded surfaces

**NON-SLIP
SWIVEL PADS**



FLOOD LIGHTING CONTINUED

ALSO AVAILABLE

SP81484

UNIVERSAL ADJUSTABLE TRIPOD BEST SUITS FLOOD LIGHTS

- Heavy-duty adjustable tripod, perfect for use with SP's flood lights to quickly and easily illuminate dark work spaces
- The tripod is fully height adjustable from 35.5" to 78.75", so it can be tailored to suit multiple applications.
- Sturdy and expandable long tripod legs keep stability
- Can be erected in seconds and secured with the tough integrated plastic fittings.
- Steel safety lock-in pin included for added safety
- Rubber capped tripod feet prevent damage, ensure stability and secure placement.
- Lightweight and portable
- Holds up to 4 Mini COB LED Optical Lens adjustable Flood lights (SP81482) which can be positioned in multiple directions for even lighting
- Tripod includes 4x M8 bolts for securing lights firmly in place

EXPANDABLE
STURDY LEGS

SP81485

FLOOD LIGHT KIT - OPTICAL LENS MINI COB LED

PLUS TRIPOD & UNIVERSAL CLAMP

SET INCLUDES

- 1x Mini COB LED Optical Lens Rechargeable Flood Light
- 1x Universal Adjustable Height Tripod
- 1x Universal Clamp

HOLDS UP TO
4 LIGHTS

ADJUSTABLE
35.5" to 78.75"

VERSATILE & CUSTOMISABLE

Attachable universal clamp, ideal for holding tarps, power cords etc. Perfect for builders and painters trades.

3IN1 WORK LIGHT

SP81479

LEAK DETECTION, UV-C, WORK LIGHT

SAFE AND EFFICIENT DISINFECTION

UV-C LIGHT DESTROYS BACTERIA, VIRAL AND FUNGAL MATERIAL IN SECONDS, DRAMATICALLY REDUCING THE CHANCES OF SPREADING DEADLY VIRUSES.

MOTION SENSE OFF

- Keeps your work place or home safe from viruses and germs
- Kills 99.9% of micro-organisms, such as bacteria, viruses and protozoa
- Renders pathogens harmless in as little as 2 seconds
- Built-in safety motion sensor detects body movement to avoid harmful UV-C contact with the skin.
- Quickly and effectively disinfects small and large surface areas and objects.

TOGGLE BETWEEN 2 MODES



RAPID UV-C
DISINFECTION



BRIGHT
WORK LIGHT



MOTION
DEACTIVATION



IMPACT
RESISTANT



MAG BASE



210°
PIVOTING
BASE



RECHARGEABLE

IDEAL FOR DISINFECTING TOOLS, PHONES, KEYBOARDS, CAR INTERIORS, CLOTHING, EQUIPMENT & HOUSEHOLD ITEMS



KILLS 99.9% OF
GERMS & VIRUSES

WATCH THE VIDEO
SCAN THE QR CODE USING YOUR
CAMERA ON SMART DEVICE



BUILT-IN SMART FEATURES

UV-C DISINFECTION LIGHT:

SP's Smart Motion Deactivation System is always on by default, the motion sensor turns the unit off automatically when movement is detected. Along with the built-in 15 min safety auto-off timer, this reduces harm from any prolonged exposure to UV-C rays.

LEAK DETECTION

Activate the UV light to detect leaks while using fluorescent fluids. Bright UV light allows for the easy view of potential leaks in deep/tight areas while under the hood.

DUAL FUNCTION WORK LIGHT:

This multifunctional light features a 500 Lumen white flood light mode, allowing you to use the light for everyday applications where light is limited.

> BLUETOOTH SPEAKER

DURABLE & INNOVATIVE

SP BLUETOOTH SPEAKER FEATURE:

- Strong magnetic bases on the underside of the speaker, as well as on one end
- Get your music going anywhere in the workshop with this long range Bluetooth 5.0 connection
- Conveniently charge your other devices (such as your mobile phone) using a USB 2.0 port
- Perfect for the workshop, under-hood or camping
- IP65 Water & dust resistance provides a dust tight unit that also resists water from all angles.

SP81400

BLUETOOTH SPEAKER/WORK LIGHT - MAGNETIC BASE

- 6W Bluetooth Speaker
- 10W COB Work Light (2 settings) - 800 lumen (high), 400 lumen (low)
- Running Time: 5 hours (high), 8 hours (low)
- Charging Time: 4-5 hours
- Includes 31" USB Type-C Cable
- Size: 8 x 3in
- Weight: 1.3lb (Including battery)
- Battery Voltage: 3.7v
- Battery Capacity: 4400mAh

LUMENS

800

WORK LIGHT

400

WORK LIGHT



WORKLIGHT
DUAL SETTINGS



RECHARGEABLE



MAG BASE



IP65 RATED

**Actual Size*



10

CORDLESS TOOLS

THE NEW SP MAX DRIVE POWER TOOL PROGRAM HAS BEEN DEVELOPED TO OFFER SUPERIOR PERFORMANCE TO AUTOMOTIVE, INDUSTRIAL AND TRADE APPLICATIONS. EACH SP MAX DRIVE TOOL OFFERS THE BEST COMPONENTRY FOR LONGEVITY AND DURABILITY FOR THE LIFE OF THE TOOL AND ARE RATED IN REAL WORKING TORQUE FOR REAL PERFORMANCE WITH OPTIMAL SIZE, WEIGHT AND COMFORT.



SUB-CATEGORIES:

12 VOLT CORDLESS

COMBO KITS	289
IMPACT WRENCHES	290
IMPACT DRIVERS	290
DRILLS	290
SCREWDRIVERS	291
RATCHETS WRENCHES	291
INDUSTRIAL RIVETERS	291
CAULKING GUNS	292
CORDLESS LIGHTS	292
BATTERIES & CHARGERS	292

16 VOLT CORDLESS

COMBO KITS	293
IMPACT WRENCHES	294
IMPACT DRIVERS	294
DRILLS	294
RATCHETS WRENCHES	295
GASKET SANDERS, SANDERS & POLISHERS	295
RECIPROCATING SAW	296
CORDLESS LIGHTS	296
GREASE GUNS	297
BATTERIES & CHARGERS	297

18 VOLT CORDLESS

COMBO KITS	298
IMPACT WRENCHES	298
IMPACT DRIVERS	300
DRILLS	301
CUT OFF/ANGLE GRINDERS	301
INDUSTRIAL RIVETERS	302
GREASE GUNS	302
BATTERIES & CHARGERS	303

MAX PERFORMANCE
MAX RUN TIME
MAX POWER

SP MAX CORE MICROPROCESSORS

The core to the **SP Max Drive** program are the Max Core microprocessors that offer the ultimate charger to battery to tool interface to improve outright performance. We have embedded microprocessors in all three components to give users longer run times, charge and discharge protection, intelligent current flow and temperature protection.

With **SP Max Drive** using Max Core technology we can offer more work time, more power, more recharges and ultimately better performing tools.

COMPONENT COMMUNICATION



BATTERY, CHARGER AND
UNIT TALK TO EACH OTHER



SP MAX LITHIUM BATTERIES

The **SP Max Drive** cordless range is powered by next-gen INR chemistry battery cells. The INR chemistry combines the safety and low resistance of Manganese and the high energy capacity of Nickel. When we combine these cells with Max Core electronics, the result is a battery pack with superior performance and safety or in simple terms, the very best available.



MAX
LITHIUM

> 12v

COMPACT, LIGHTWEIGHT & POWERFUL

This range is widely used in the automotive industries where size is important due to inaccessibility on today's vehicles and machinery. As most of the jobs are not repetitious, usually one battery will last the whole workday, so many of SP MAX DRIVE's 12V models are available with one or two batteries.

12V COMBO KITS

SP82146

12V MECHANICS POWER COMBO KIT 5 PIECE

SET INCLUDES

- 12v Mini 3/8"Dr Impact Wrench (P/N: SP81113BU)
- 12v Mini 1/4" Hex Impact Driver (P/N: SP81141BU)
- 12v Mini 3/8"Dr (10mm) Drill Driver (P/N: SP81213BU)
- 12v Mini 3/8"Dr Ratchet Wrench (P/N: SP81613BU)
- 12v LED Work Light/Torch (P/N: SP81412BU)
- 2.0Ah Max Lithium Battery Packs - 2x (P/N: SP81981)
- 12v Charger (P/N: SP81893)



SP82144

12V MECHANICS POWER WRENCH COMBO KIT 2 PIECE

SET INCLUDES

- 12v Mini 3/8"Dr Impact Wrench (P/N: SP81113BU)
- 12v Mini 3/8"Dr Ratchet Wrench (P/N: SP81613BU)
- 10 Pc Metric Impact Socket Rail Set (P/N: SP20250)
- 2.0Ah Max Lithium Battery Packs - 2x (P/N: SP81981)
- 12v Charger (P/N: SP81893)



SP81114

12V 3/8"DR MINI IMPACT WRENCH KIT

SET INCLUDES

- 12v Mini 3/8"Dr Impact Wrench (P/N: SP81113BU)
- 10 Pc Metric Impact Socket Rail Set (P/N: SP20250)
- 2.0Ah Max Lithium Battery Packs - 2x (P/N: SP81981)
- 12v Charger (P/N: SP81893)



> MORE COMBO KITS AVAILABLE

Head over to the SP Tools website to check out our latest promo combo kits on offer.

SPTOOLSUSA.COM

12V IMPACT WRENCHES

SP81113

12V 3/8" DR MINI IMPACT WRENCH

- No-Load Speed: 2200rpm
- Torque: 77 ft lbs
- Capacity: 3/8" (10mm)
- Variable speed trigger with brake
- Powerful motor delivers 77 ft lbs of torque
- Ergonomic soft grip handle
- Built-in LED light illuminates work area
- Weight: 2 lbs (With Battery)
- Charging Time: 1 hour auto cut-off (±10min)

SET INCLUDES

- 12v Mini 3/8" Dr Impact Wrench
- 2.0Ah Max Lithium Battery Pack
- 12v Charger

TORQUE
77 ft lbs

SPEED
2200RPM



COMPACT POWER

THE BEST COMBINATION OF VOLTAGE, POWER, TORQUE AND SIZE



ALSO AVAILABLE

SKIN ONLY

Battery & charger
not included

SP81113BU

12V IMPACT DRIVERS

SP81141

12V 1/4" HEX MINI IMPACT DRIVER

- No-Load Speed: 2200rpm
- Torque: 200 ft lbs
- Capacity: 1/4" (6mm)
- Variable speed trigger with brake
- Powerful motor delivers 200 ft lbs of torque
- Ergonomic soft grip handle
- Built-in LED light illuminates work area
- Weight: 2 lbs (With Battery)
- Charging Time: 1 hour auto cut-off (±10min)

SET INCLUDES

- 12v Mini 1/4" Hex Impact Driver
- 2.0Ah Max Lithium Battery Pack
- 12v Charger

TORQUE
200 ft lbs

SPEED
2200RPM



COMPACT POWER

THE BEST COMBINATION OF VOLTAGE, POWER, TORQUE AND SIZE



ALSO AVAILABLE

SKIN ONLY

Battery & charger
not included

SP81141BU

12V DRILL DRIVERS

SP81213

12V 3/8" DRILL DRIVER 2 SPEED

- No-Load Speed:
Low - 0-700rpm. High 0-1700rpm
- Torque: 12.5 ft lbs
- Adjustable Two speed controller
- Variable speed switch with brake
- 10 selection clutch torque control
- Gear box with spindle lock function
- Single sleeve keyless chuck
- Weight: 2.5 lbs (With Battery)

SET INCLUDES

- 12v Mini 3/8" Dr (10mm) Drill Driver
- 2.0Ah Max Lithium Battery Pack
- 12v Charger

SPEED

Low: 0-700RPM
High: 0-1700RPM

CLUTCH CONTROL
10 Torque Selections

TORQUE
12.5 ft lbs



COMPACT POWER

THE BEST COMBINATION OF VOLTAGE, POWER, TORQUE AND SIZE



ALSO AVAILABLE

SKIN ONLY

Battery & charger
not included

SP81213BU

12V SCREWDRIVERS

SP81210

12V 2 SPEED MINI SCREWDRIVER

- No-Load Speed: Low: 0-530rpm. High: 0-2250rpm
- Torque: 12.5 ft lbs
- Capacity: 3/8" (10mm)
- 2 Adjustable speed controller
- Variable speed switch with brake
- Built-in LED light illuminates work area
- Weight: 2.5 lbs (With Battery)
- Charging Time: 1 hour auto cut-off (±10min)

SET INCLUDES

- 12v 2 Speed Mini Screwdriver
- 2.0Ah Max Lithium Battery Pack
- 12v Charger

TORQUE
12.5 ft lbs

SPEED
Low: 0-530RPM
High: 0-2250RPM



COMPACT POWER

THE BEST COMBINATION OF VOLTAGE, POWER, TORQUE AND SIZE

ALSO AVAILABLE

SKIN ONLY

Battery & charger not included

SP81210BU



12V RATCHET WRENCHES

SP81614

12V 3/8"DR MINI RATCHET WRENCH

- No-Load speed: 250rpm
- Torque: 40 ft lbs
- Powerful motor delivers 40 ft lbs of Torque
- Compact design for tight access areas
- Reversible
- Built-in LED light illuminates work area
- Ergonomic soft grip handle
- Weight: 2.25 lbs (With Battery)
- Charging Time: 1 hour auto cut-off (±10min)

SET INCLUDES

- 12v Mini 3/8"Dr Ratchet Wrench
- 2.0Ah Max Lithium Battery Pack
- 12v Charger

COMPACT POWER



ALSO AVAILABLE

TORQUE
40 ft lbs

SPEED
250RPM

SKIN ONLY

Battery & charger not included

SP81613BU



12V 3/8"DR MINI RATCHET WRENCH LONG NECK



TORQUE
40 ft lbs

SPEED
250RPM

LONG NECK

Access extremely difficult to reach areas

SKIN ONLY

Battery & charger not included

SP81616BU

Compact design with long 7" neck provides access to previously difficult to reach areas

12V INDUSTRIAL RIVETERS

SP81371

12V INDUSTRIAL RIVETER

PULLING FORCE
1100 lbs

HIGH CAPACITY
± 300 rivets on one charge

- High capacity: Sets ± 300 rivets on one charge
- Powerful motor with a max pulling force of 1100 lbs
- Ergonomic soft grip handle for comfortable use
- Includes 3 colour coded interchangeable Nozzles
- Charging Time: 1 hour auto cut-off (±10min)

SET INCLUDES

- 12v Industrial Riveter
- 2.0Ah Max Lithium Battery Pack
- 12v Charger

COMPACT POWER

THE BEST COMBINATION OF VOLTAGE, POWER, TORQUE AND SIZE

SETS RIVET SIZES



12V CAULKING GUNS

SP81363

12V CAULKING GUN 20 FL OZ

- Barrel size: 20 fl oz
- Speed control function
- Patented dripless mechanism
- Patented rapid plunger release mechanism
- Cut-off switch when plunger reaches the end
- Works with all standard size cartridges

SET INCLUDES

- 12v 20 fl oz Caulking Gun
- 2x 2.0Ah Max Lithium Battery Packs
- 12v Charger

SPEED CONTROL

COMPACT POWER

THE BEST COMBINATION OF VOLTAGE, POWER, TORQUE AND SIZE

ALSO AVAILABLE

SKIN ONLY

Battery & charger not included

SP81363BU

12V CORDLESS WORK LIGHTS

SP81412

12V WORK LIGHT/ FLASHLIGHT

- Adjustable head - 4 angle settings 90°, 120°, 150° & 180°
- Two light sources: 4pc LED light panel (40hrs @ 30Lux) & 28pc LED light panel (9Hrs @ 116 galux)
- Fold away hook
- LED life: 3000 hours

ADJUSTABLE HEAD
4 Angle Settings

SET INCLUDES

- 12v Work Light/Flashlight
- 2.0Ah Max Lithium Battery Pack

FOLD AWAY HOOK

ALSO AVAILABLE

SKIN ONLY

Battery & charger not included

SP81412BU

LUX
160 | 30
WORK LIGHT TORCH

12V BATTERY PACK

SP81981

12V BATTERY PACK LITHIUM-ION 2.0AH

The SP Max drive cordless range is powered by next-gen INR chemistry battery cells. The INR chemistry combines the safety and low resistance of Manganese and the high energy capacity of Nickel. When we combine these cells with Max Core electronics, the result is a battery pack with superior performance and safety or in simple terms, the very best available.

- Longer run time
- Less charging
- Power when you need it
- Stronger coated contacts
- Longer life - More than double the recharges of normal lithium batteries

MAX
LITHIUM

12V CHARGER

SP81893

12V BATTERY CHARGER

SP multi function microprocessor controlled 12 volt battery charger features a 9 stage control and protection system

- Programmable over-charge voltage
- End of charge current
- Temperature cut-off
- Safety charging time
- Receive charge termination signal
- Over-charge voltage protection
- Over-charge current protection
- Short circuit protection

CORDLESS TOOLS

> 16v

COMPACT, LIGHTWEIGHT & POWERFUL

These are used when you need that extra power but still not as bulky as the bigger voltages.

16V COMBO KITS

SP82186

16V WORKSHOP PERFORMANCE COMBO KIT 5 PIECE

SET INCLUDES

- 16v Mini 3/8"Dr Impact Wrench (P/N: SP81119BU)
- 16v Mini 3/8"Dr (10mm) Drill Driver (P/N: SP81222BU)
- 16v Mini 1/4" Hex Impact Driver (P/N: SP81144BU)
- 16v Industrial Grease Gun (P/N: SP81512BU)
- 16v LED Work Light/Torch (P/N: SP81416BU)
- 2.0Ah Max Lithium Battery Packs - 2x (P/N: SP81983)
- 16v Charger (P/N: SP81985)



SP81120

16V 3/8"DR BRUSHLESS IMPACT WRENCH KIT

- No-Load Speed: 2300rpm
- EXTREME Torque: 290 ft lbs
- Capacity: 3/8" (10mm)
- Variable speed trigger with brake
- Powerful motor delivers 290 ft lbs of torque
- Ergonomic soft grip handle
- Fast Charge - Only 40 Mins

Patented "V" Type Hammer - Low Vibration

EXTREME TORQUE
290 ft lbs

SET INCLUDES

- 16v 3/8"Dr Brushless Impact Wrench
- 10PC 3/8"Dr 6PT Impact Socket Rail Set (P/N: SP20250)
10, 11, 12, 13, 14, 15, 16, 17, 18 & 19mm
- 2.0Ah Max Lithium Battery Packs - 2x (P/N: SP81983)
- 16v Charger (P/N: SP81985)



BRUSHLESS

COMPACT POWER

THE BEST COMBINATION OF VOLTAGE, POWER, TORQUE AND SIZE

ALSO AVAILABLE

SKIN ONLY

Battery & charger not included

SP81120BU



> MORE COMBO KITS AVAILABLE

Head over to the SP Tools website to check out our latest promo combo kits on offer.

SPTOOLSUSA.COM

16V IMPACT WRENCHES

SP81119

16V 3/8" DR MINI IMPACT WRENCH

- No-Load Speed: 2400rpm
- Torque: 135 ft lbs
- Capacity: 3/8" (10mm)
- Variable speed trigger with brake
- Powerful motor delivers 135 ft lbs of torque
- Ergonomic soft grip handle
- Built-in LED light illuminates work area
- Weight: 2lbs (With Battery)
- Charging Time: 1 hour auto cut-off (±10min)

SET INCLUDES

- 16v Mini 3/8" Dr Impact Wrench
- 2.0Ah Max Lithium Battery Pack
- 16v Charger

TORQUE
135 ft lbs

SPEED
2400RPM



COMPACT POWER

THE BEST COMBINATION OF VOLTAGE, POWER, TORQUE AND SIZE



ALSO AVAILABLE

SKIN ONLY

Battery & charger not included

SP81119BU

16V IMPACT DRIVERS

SP81144

16V 1/4" HEX MINI IMPACT DRIVER

- No-Load Speed: 2300rpm
- Torque: 100 ft lbs
- Capacity: 1/4" (6mm)
- Variable speed trigger with brake
- Powerful motor delivers 100 ft lbs of torque
- Ergonomic soft grip handle
- Built-in LED light illuminates work area
- Weight: 2.25lbs (With Battery)
- Charging Time: 1 hour auto cut-off (±10min)

SET INCLUDES

- 16v Mini 1/4" Hex Impact Driver
- 2.0Ah Max Lithium Battery Pack
- 16v Charger

TORQUE
100 ft lbs

SPEED
2300RPM



COMPACT POWER

THE BEST COMBINATION OF VOLTAGE, POWER, TORQUE AND SIZE



ALSO AVAILABLE

SKIN ONLY

Battery & charger not included

SP81144BU

16V DRILL DRIVERS

SP81222BU

16V 3/8" DRILL DRIVER 2 SPEED - SKIN ONLY

- No-Load Speed: Low - 0-360rpm. High 0-1550rpm
- Torque: 20 ft lbs
- Two speed variable
- Aluminium clutch ring
- 4 pole motor delivers 20 ft lbs of torque
- 11 selection clutch torque control
- Gear box with spindle lock function
- All steel single sleeve keyless chuck
- Ergonomic soft grip handle
- Weight: 1.09 lbs (With Battery)
- Charging Time: 1 hour auto cut-off (±10min)

SET INCLUDES

- 16v Mini 3/8" Dr (10mm) Drill Driver

TORQUE
20 ft lbs

SPEED
Low: 0-360RPM
High: 0-1550RPM

CLUTCH CONTROL
11 Torque Selections

KEYLESS CHUCK

COMPACT POWER

THE BEST COMBINATION OF VOLTAGE, POWER, TORQUE AND SIZE



SKIN ONLY

Battery & charger not included

16V RATCHET WRENCH

SP81623BU

16V 1/2"DR RATCHET WRENCH SKIN ONLY

- No-Load speed: 180rpm
- Torque: 120Nm
- Capacity: 1/2" (12mm)
- Powerful 4 pole motor
- Adjustable speed trigger
- Ergonomic soft grip handle for comfortable use
- Weight: 1.50kg (With Battery)
- Charging Time: 1 hour auto cut-off (±10min)

SET INCLUDES

- 16v 1/2"Dr Ratchet Wrench

TORQUE
120Nm

SPEED
180RPM

SKIN ONLY

Battery & charger
not included



COMPACT POWER

THE BEST COMBINATION OF VOLTAGE,
POWER, TORQUE AND SIZE

16V GASKET SANDERS

SP81352

16V GASKET SANDER

- No-Load speed: 0-8000rpm
- Pad size: 6.35mm (1/4")
- Powerful motor
- Ergonomic soft grip handle for comfortable use
- Weight: 2 lbs (With Battery)
- Charging Time: 1 hour auto cut-off (±10min)

SET INCLUDES

- 16v 1/4" Gasket Sander
- 2.0Ah Max Lithium Battery Packs - 2x
- 16v Charger



SPEED
8000RPM

COMPACT POWER

THE BEST COMBINATION OF VOLTAGE,
POWER, TORQUE AND SIZE

ALSO AVAILABLE

SKIN ONLY

Battery & charger
not included

SP81352BU



16V SANDER/POLISHER

SP81356BU

16V SANDER/POLISHER SKIN ONLY

- Polisher No-Load speed: 0-1900rpm
- Sander No-Load speed: 0-1900rpm
- Polisher pad size: 3"
- Sander pad size: 2"
- Two speed gear box
- Variable speed switch
- Side handle included
- Ergonomic soft grip handle

SET INCLUDES

- 16V Polisher/Sander
- 1X Handle
- 1X Wrench
- 1X Sanding Pad
- 1X Polishing pad
- 1X Yellow Sponge Hood
- 1X White Sponge Hood
- 2X Sanding Disc - Coarse
- 2X Sanding Disc - Fine
- 2X Sanding Paper - #120
- 2X Sanding Paper - #80



INCLUDES SANDING & POLISHING ACCESSORIES

POLISHER SPEED
1900RPM

SANDER SPEED
1900RPM

SKIN ONLY

Battery & charger
not included

16V BELT SANDER

SP81350BU

16V BELT SANDER SKIN ONLY

SPEED
6500RPM

- No-Load speed: 6500rpm
- Capacity (belt sizes): 18" x .4" & 13" x .4"
- Two speed gear box
- Variable speed lever for control
- 9 position versatile adjustable arm for ease of use in tight confined spaces
- Quick change lock and release - Switch belts quickly and effortlessly

SET INCLUDES

- 16v Belt Sander - Skin Only
- 1x Belt support - 18" x .4"
- 1x Belt support - 13" x .4"
- 3x Sanding belt - 18" x .4"
- 3x Sanding belt - 13" x .4"



COMPACT POWER

THE BEST COMBINATION OF VOLTAGE,
POWER, TORQUE AND SIZE

SKIN ONLY

Battery & charger
not included



ADJUSTABLE
9 lock

16V RECIPROCATING SAW

SP81354BU

RECIPROCATING SAW SKIN ONLY

- No-Load speed: 0-3000spm
- Stroke length: .5"
- Fast cutting action up to 3000 strokes per minute
- 14mm stroke length maximising user productivity
- Ergonomic soft grip handle
- Variable speed trigger with safety paddle switch
- Adjustable blade depth support
- Quick-release blade holder - no tools required
- Weight: 3 lbs (With Battery)
- Charging Time: 1 hour auto cut-off (±10min)

SET INCLUDES

- 16v Compact Reciprocating Saw
- Saw Blade 1x



COMPACT POWER

THE BEST COMBINATION OF VOLTAGE,
POWER, TORQUE AND SIZE

SKIN ONLY

Battery & charger
not included

QUICK BLADE RELEASE
No tools required

STROKE LENGTH
.5"

SPEED
3000 Strokes P/Min

16V WORK LIGHT

SP81416BU

16V WORK LIGHT/ FLASHLIGHT

- Adjustable head - 4 angle settings 90°, 120°, 150° & 180°
- Two light sources: 4pc LED light panel (40hrs @ 30Lux) & 28pc LED light panel (9Hrs @ 116 galux)
- Fold away hook
- LED life: 3000 hours

SET INCLUDES

- 16v Work Light/Flashlight

LUX
160 | **30**
WORK LIGHT | TORCH

SKIN ONLY

Battery & charger
not included



ADJUSTABLE HEAD
4 Angle Settings

FOLD AWAY HOOK



16V GREASE GUNS

COMPACT POWER

SP81513

16V INDUSTRIAL GREASE GUN

- 450cc cartridge size
- 29.5" ultra-flexible hose
- 6000psi max delivery pressure
- 2.5oz/min flow rate
- Air bleed valve simplifies air removal during loading
- Multiple loading options (cartridge, bulk & suction)
- Non-slip finish for better grip
- Charging Time: 1 hour auto cut-off

SET INCLUDES

- 16v Industrial Grease Gun
- 2.0Ah Max Lithium Battery Pack
- 16v Charger

PRESSURE
6000PSI

CARTRIDGE
450cc

FLOW RATE
2.5oz Per Min



ALSO AVAILABLE

SKIN ONLY

Battery & charger not included

SP81512BU



16V BATTERY PACK

SP81983

16V BATTERY PACK LITHIUM-ION 2.0AH

The SP Max drive cordless range is powered by next-gen INR chemistry battery cells. The INR chemistry combines the safety and low resistance of Manganese and the high energy capacity of Nickel. When we combine these cells with Max Core electronics, the result is a battery pack with superior performance and safety or in simple terms, the very best available.

- Longer run time
- Less charging
- Power when you need it
- Stronger coated contacts
- Longer life - More than double the recharges of normal lithium batteries



MAX
LITHIUM

16V CHARGER

SP81985

16V BATTERY CHARGER



SP multi function microprocessor controlled 12 & 16 volt battery charger features a 9 stage control and protection system

- Programmable over-charge voltage
- End of charge current
- Temperature cut-off
- Safety charging time
- Receive charge termination signal
- Over-charge voltage protection
- Over-charge current protection
- Short circuit protection



> 18v

COMPACT, LIGHTWEIGHT & POWERFUL

While this voltage is used mainly in the building and construction industries, with the new high powermotors and batteries, cordless is moving into new fields.

18V COMBO KITS

SP81127

18V 1/2"DR IMPACT WRENCH KIT

- Bolt Busting Torque: 960 ft/lbs
- Torque: 405 ft/lbs
- No-Load speed: 0-1650rpm
- Powerful motor
- Heavy Duty Alloy Gearbox
- Max Drive Power Management System
- Ergonomic soft grip handle
- Reversible
- Capacity: 1/2" (13mm)
- Weight: 2 lbs (With Battery)
- Fast Charge with auto cut-off

SET INCLUDES

- 18v 1/2"Dr Impact Wrench
- SPC 1/2"Dr 6PT Wheel Nut Impact Socket Rail Set (P/N: SP20390) 15, 17, 19, 21 & 22mm
- 4.0Ah Max Lithium Battery Packs - 2x (P/N: SP81997)
- 18v Charger (P/N: SP81988)

BOLT BUSTING TORQUE
960 ft/lbs



> MORE COMBO KITS AVAILABLE

Head over to the SP Tools website to check out our latest promo combo kits on offer.

SPTOOLSUSA.COM

18V IMPACT WRENCHES

SP81127BU

18V 1/2"DR IMPACT WRENCH SKIN ONLY

- Bolt Busting Torque: 960 ft/lbs
- Torque: 405 ft/lbs
- No-Load speed: 0-1650rpm
- Powerful motor
- Heavy Duty Alloy Gearbox
- Max Drive Power Management System
- Ergonomic soft grip handle
- Reversible
- Capacity: 1/2" (13mm)
- Weight: 2 lbs (With Battery)
- Fast Charge with auto cut-off

SET INCLUDES

- 18v 1/2"Dr Impact Wrench

BOLT BUSTING TORQUE
960 ft/lbs

SPEED
0-1650RPM

COMPACT POWER

THE BEST COMBINATION OF VOLTAGE, POWER, TORQUE AND SIZE



SKIN ONLY

Battery & charger not included

18V IMPACT WRENCHES

SP81133BU

18V 1/2" DR COMPACT BRUSHLESS IMPACT WRENCH - SKIN ONLY

INDUSTRY LEADER

BRUSHLESS TECHNOLOGY

SP Max Drive Brushless motors provide more runtime and superior power when compared to other leading brands. Using the highest quality components and industry best manufacturing process, we deliver the power that you need.... SP Max Drive

715 FT/LBS
BOLT BUSTING TORQUE

LIGHTWEIGHT

2200RPM
NO LOAD SPEED

COMPACT DESIGN
ONLY 6.5" LONG

EXTREME POWER

THE BEST COMBINATION OF VOLTAGE, POWER, TORQUE AND SIZE

FEATURES

- Bolt Busting Torque: 715 ft/lbs
- Torque: 510 ft/lbs
- No-Load speed: 0-2200rpm
- Capacity: 1/2" (13mm)
- Variable speed switch with brake
- Powerful brushless motor
- Lightweight - 3.40 lbs (without battery)
- Compact design - Only 6.5" long (Including anvil)
- Reversible
- Ergonomic soft grip handle

SET INCLUDES

- 18v Compact 1/2"Dr Brushless Impact Wrench

6.5" LONG
INCLUDING ANVIL



SKIN ONLY

Battery & charger
not included

SP81133

18V 1/2" DR BRUSHLESS COMPACT IMPACT WRENCH KIT

- Bolt Busting Torque: 715 ft/lbs
- Torque: 510 ft/lbs
- No-Load speed: 0-2200rpm
- Capacity: 1/2" (13mm)
- Variable speed switch with brake
- Powerful brushless motor
- Lightweight - 3.40 lbs (without battery)
- Compact design - Only 6.5" long (Including anvil)
- Reversible
- Ergonomic soft grip handle

SET INCLUDES

- 18v Compact 1/2"Dr Brushless Impact Wrench
- 4.0Ah Max Lithium Battery Pack
- 2.0Ah Max Lithium Battery Pack
- 18v Charger



BRUSHLESS

18V IMPACT WRENCHES CONTINUED

SP81130

18V 1/2" DR IMPACT WRENCH

- Bolt Busting Torque: 1100 ft/lbs
- Torque: 737 ft/lbs
- Capacity: 1/2" (13mm)
- Variable speed switch with brake
- Powerful motor
- Ergonomic soft grip handle
- Weight: 2 lbs (With Battery)
- Charging Time: 1 hour auto cut-off

SET INCLUDES

- 18v 1/2" Dr Impact Wrench
- 5.0Ah Max Lithium Battery Packs 2x
- 18v Charger

BOLT BUSTING TORQUE
1100 ft/lbs



EXTREME POWER

THE BEST COMBINATION OF VOLTAGE, POWER, TORQUE AND SIZE



ALSO AVAILABLE

SKIN ONLY

Battery & charger not included

SP81130BU

SP81140

18V 3/4" DR IMPACT WRENCH

- Bolt Busting Torque: 1320 ft/lbs
- Torque: 810 ft/lbs
- Capacity: 3/4" (19mm)
- Variable speed switch with brake
- Powerful motor
- Ergonomic soft grip handle
- Weight: 2 lbs (With Battery)
- Charging Time: 1 hour auto cut-off

SET INCLUDES

- 18v 3/4" Dr Impact Wrench
- 5.0Ah Max Lithium Battery Packs 2x
- 18v Charger

BOLT BUSTING TORQUE
1320 ft/lbs



EXTREME POWER

THE BEST COMBINATION OF VOLTAGE, POWER, TORQUE AND SIZE



ALSO AVAILABLE

SKIN ONLY

Battery & charger not included

SP81140BU

18V IMPACT DRIVERS

SP81147BU

18V 1/4" HEX BRUSHLESS IMPACT DRIVER - SKIN ONLY

- Capacity: 1/4" (6mm)
- Variable speed trigger
- Powerful brushless motor
- Ergonomic soft grip handle for comfortable use
- Weight: 3.70 lbs (With Battery)
- Charging Time: 1 hour auto cut-off (±10min)

SET INCLUDES

- 18v 1/4" Hex Impact Driver

BRUSHLESS

EXTREME CONTROL

More control means reduced over-driving, breaking and stripping of screws.

SP Max Drive gives you 3 speeds and 2 torque settings for all applications

	RPM	IPM	TORQUE
SETTING 1	0-900	0-1000	8 ft/lbs
SETTING 2	0-2100	0-2900	73 ft/lbs
SETTING 3	0-3000	0-4000	150 ft/lbs
REVERSE	0-3000	0-4000	150 ft/lbs

EXTREME POWER



SKIN ONLY

Battery & charger not included

18V DRILL DRIVERS

SP81235BU

18V 1/2" BRUSHLESS DRILL DRIVER 2 SPEED - SKIN ONLY

- No-Load Speed: Low - 0-370rpm. High 0-1570rpm
- Torque: 24 ft/lbs
- Keyless chuck
- 10 selections clutch torque control
- Gear box with spindle lock function
- Variable speed trigger
- Weight: 3.5 lbs (With Battery)
- Charging Time: 1 hour auto cut-off (±10min)

SET INCLUDES

- 18v Compact 1/2"Dr (13mm) Drill Driver

TORQUE
24 ft/lbs

SPEED
Low: 0-370RPM
High: 0-1570RPM

CLUTCH CONTROL
10 Torque Selections

KEYLESS CHUCK

SKIN ONLY

Battery & charger
not included

BRUSHLESS
COMPACT POWER

THE BEST COMBINATION OF VOLTAGE,
POWER, TORQUE AND SIZE



SP81244BU

18V 1/2" HAMMER DRILL DRIVER 2 SPEED - SKIN ONLY

- No-Load Speed: Low - 0-460rpm. High 0-1650rpm
- Torque: 45 ft/lbs
- 2 Speed gear box
- 15 selections clutch torque control plus hammer
- Heavy duty all steel keyless chuck
- Variable speed trigger
- Weight: 3.5 lbs (With Battery)
- Charging Time: 1 hour auto cut-off (±10min)

SET INCLUDES

- 18v Compact 1/2"Dr (13mm) Drill Driver

TORQUE
45 ft/lbs

SPEED
Low: 0-460RPM
High: 0-1650RPM

CLUTCH CONTROL
15 Torque Selections

KEYLESS CHUCK

SKIN ONLY

Battery & charger
not included

COMPACT POWER

THE BEST COMBINATION OF VOLTAGE,
POWER, TORQUE AND SIZE



18V CUT OFF/ANGLE GRINDER

SP81313BU

18V BRUSHLESS 5" CUT OFF/ANGLE GRINDER SKIN ONLY

- No-Load Speed: 7000rpm
- High Torque
- Powerful brushless induction motor delivering high torque
- Wheel Size: 5"
- Weight: 4.75 lbs (With Battery)
- Charging Time: 1 hour auto cut-off (±10min)

SET INCLUDES

- 18v Brushless 5" Cut off/Angle Grinder

SPEED
7000RPM

HIGH TORQUE

SKIN ONLY

Battery & charger
not included

COMPACT POWER

THE BEST COMBINATION OF VOLTAGE,
POWER, TORQUE AND SIZE



18V RIVETER

SP81376BU

18V INDUSTRIAL RIVETER

PULLING FORCE
4409 lbs

HIGH CAPACITY
± 650 rivets on one charge

- High capacity: Sets ± 650 rivets on one charge (650 stainless 6.4mm rivets off 1x 2.0ah battery charge)
- Powerful brushless motor with a max pulling force of 2000Kg
- Designed for heavy duty industrial usage
- Ergonomic soft grip handle for comfortable use
- Suits all materials - aluminium, steel & stainless steel
- Includes interchangeable nozzles
- Attached collection bottle
- Weight: 2.88 lbs (With Battery)
- Charging Time: 1 hour auto cut-off (±10min)

SETS RIVET SIZES

- Metric: 2.0, 3.2, 4.0, 4.8, & 6.4mm
- SAE: 5/64", 1/8", 5/32", 3/16" & 1/4"


SET INCLUDES

- 18v Industrial Riveter

COMPACT POWER

THE BEST COMBINATION OF VOLTAGE,
POWER, TORQUE AND SIZE

SETS RIVET SIZES



SKIN ONLY

Battery & charger
not included

18V INDUSTRIAL GREASE GUN

MORE EFFICIENT LUBRICATION

PRESSURE
10,000PSI

CARTRIDGE
450cc

SKIN ONLY

Battery & charger
not included

SP81523BU

18V INDUSTRIAL GREASE GUN SKIN ONLY

- 450cc cartridge size
- 40" (1m) ultra-flexible hose
- 10,000psi max delivery pressure
- Speed Flow rate: High - 280g/min, Low - 100g/min
- Air bleed valve simplifies air removal during loading
- Cartridge holder to suit Australian standard cartridges
- Multiple loading options (cartridge, bulk & suction)
- Non-slip finish for better grip
- Charging Time: 1 hour auto cut-off
- Weight: 9 lbs (With Battery)

HIGH CAPACITY PER CHARGE

- 18x 450ml tubes in high setting
- 11x 450ml tubes in low setting

FLOW RATE

High: 10oz Per Min
Low: 3.5oz Per Min

SET INCLUDES

- 18v Industrial Grease Gun



18V BATTERY PACKS

18V BATTERY PACKS LITHIUM-ION

MAX
LITHIUM



AVAILABLE IN 3 OPTIONS

AMP HOURS (Ah)	MODEL
2.0Ah	SP81994
4.0Ah	SP81997
5.0Ah	SP81998

The SP Max drive cordless range is powered by next-gen INR chemistry battery cells. The INR chemistry combines the safety and low resistance of Manganese and the high energy capacity of Nickel. When we combine these cells with Max Core electronics, the result is a battery pack with superior performance and safety or in simple terms, the very best available.

- Longer run time
- Less charging
- Power when you need it
- Stronger coated contacts
- Longer life - More than double the recharges of normal lithium batteries

18V CHARGER

SP81988

18V BATTERY CHARGER

SP multi function microprocessor controlled 18 volt battery charger features a 9 stage control and protection system

- Programmable over-charge voltage
- End of charge current
- Temperature cut-off
- Safety charging time
- Receive charge termination signal
- Over-charge voltage protection
- Over-charge current protection
- Short circuit protection




11

AIR TOOLS

SP AIR IS THE WORLDS PREMIUM MANUFACTURER OF PNEUMATIC TOOLS. FOR OVER 45 YEARS WE HAVE DEVELOPED AND MANUFACTURED AIR TOOLS TO SUIT BOTH AUTOMOTIVE AND INDUSTRIAL APPLICATIONS. WE CONTINUE TO LEAD THE WORLD BY USING INNOVATIVE TECHNOLOGY AND MATERIALS TO CREATE TOOLS THAT SIMPLY OUTLAST ALL THE OTHERS.

SUB-CATEGORIES:

IMPACT RATCHET WRENCHES	306
RATCHET WRENCHES	306
IMPACT WRENCHES	307
DIE GRINDERS	310
ANGLE GRINDERS	312
DRILLS	312
CUT OFF TOOLS	313
AIR NIBBLERS	313
AIR SAWS	314
RIVETERS	314
GASKET SANDERS	315
SANDERS/POLISHERS	315
CHISEL GUNS	316
NEEDLE SCALERS	316
OIL & LUBRICANTS	317
INLINE OILERS & COUPLERS	317
FITTED AIR HOSES	318
AIR TOOL ACCESSORIES	318



> AIR TOOLS

IMPACT RATCHET WRENCHES



SP-7722A

3/8"DR IMPACT RATCHET WRENCH MINI

SPECIFICATIONS

- Hand Torque: 7 - 30 ft/lbs
- Length: 6"
- Capacity: .4"
- Air consumption: 396L/min Max

3/8"
DRIVE

FEATURES

- 3x Faster than normal mini ratchets
- Ideal for work around engines where room is limited
- Induction hardened ratchet head to increase the life of your tool
- Single dog hammer mechanism
- Heavy duty metal body
- Ergonomic design reduces fatigue
- Lever handle for throttle control
- Forward/reverse

RATCHET WRENCHES



SP-1762

3/8"DR RATCHET WRENCH - MINI

SPECIFICATIONS

- Hand Torque: 40ft/lbs
- Length: 6.5"
- Capacity: 3/8"
- Air consumption: 485L/min Max

3/8"
DRIVE

FEATURES

- Trade favourite for many years
- Ideal for work around engines where room is limited
- Induction hardened ratchet head to increase the life of your tool
- Heavy duty metal body
- Ergonomic design reduces fatigue
- Lever handle for throttle control
- Forward/reverse

SP-1133SX

3/8"DR RATCHET WRENCH

SPECIFICATIONS

- Hand Torque: 124ft/lbs
- Length: 10"
- Capacity: .475"
- Air consumption: 525L/min Max

3/8"
DRIVE

FEATURES

- Ideal for engine repairs, tune-ups and radiator work
- Induction hardened ratchet head to increase the life of your tool
- Heavy duty metal body
- Ergonomic design reduces fatigue
- Lever handle for throttle control
- Forward/reverse

CONTINUED RATCHET WRENCHES

SP-1764

3/8" DR RATCHET WRENCH - LONG NECK

SPECIFICATIONS

- Hand Torque: 30ft/lbs
- Free Speed: 230RPM
- Length: 8"
- Capacity: .475"
- Air consumption: 121 gal/min Max

FEATURES

- Ideal for engine repairs, tune-ups and radiator work
- Induction hardened ratchet head to increase the life of your tool
- Compact design with long 4" neck provides access to previously difficult to reach areas
- Reversible
- Graduated trigger control
- Forward/reverse

3/8" DRIVE

LONG NECK

Access extremely difficult to reach areas



1/2" DRIVE

SP-1133SX-2

1/2" DR RATCHET WRENCH

SPECIFICATIONS

- Hand Torque: 124ft/lbs
- Length: 10"
- Capacity: .65"
- Air consumption: 525L/min Max

FEATURES

- Ideal for engine repairs, tune-ups and radiator work
- Induction hardened ratchet head to increase the life of your tool
- Heavy duty metal body
- Ergonomic design reduces fatigue
- Lever handle for throttle control
- Forward/reverse



93mm INCLUDING ANVIL

IMPACT WRENCHES

COMPACT DESIGN

3.5" Long Inc. Anvil.
Perfect for confined spaces



SINGLE DOG HAMMER



SP-1142

1/2" DR IMPACT WRENCH - COMPACT

SPECIFICATIONS

- Bolt Busting Torque: 715 ft/lbs
- Max Torque: 310 ft/lbs (forward)
520 ft/lbs (reverse)
- Working Torque: 280 ft/lbs
- Length: 3.5"
- Capacity: .65"
- Weight: 3 lbs
- Air consumption: 808L/min Max

FEATURES

- Ideal for mechanical workshops
- 3.5" Head (including anvil) - Perfect for hard to reach and confined areas
- Single dog hammer mechanism
- 3 torque settings
- Forward/reverse
- Handle exhaust

1/2" DRIVE

SP-1146

1/2" DR IMPACT WRENCH

SPECIFICATIONS

- Bolt Busting Torque: 627 ft/lbs
- Max Torque: 370 ft/lbs
- Working Torque: 310 ft/lbs
- Length: 13.5"
- Capacity: .6"
- Weight: 5.5 lbs
- Air consumption: 808L/min Max

FEATURES

- Ideal for the automotive and TIRE industry
- Pin type dog hammer mechanism
- Super Fast, High Power 8 Vane Motor
- 4 torque settings
- Lightweight alloy body
- Forward/reverse
- Powerful & durable
- Handle exhaust

1/2" DRIVE

8 VANE MOTOR

HIGH PERFORMANCE MOTORSPORT MOTOR



PIN TYPE HAMMER



IMPACT WRENCHES CONTINUED

SP-9149

1/2"DR IMPACT WRENCH

TORQUE SETTINGS

	FORWARD	REVERSE
SETTING 1	240 ft/lbs	272 ft/lbs
SETTING 2	270 ft/lbs	304 ft/lbs
SETTING 3	420 ft/lbs	424 ft/lbs
SETTING 4	430 ft/lbs	439 ft/lbs

SPECIFICATIONS

- Bolt Busting Torque: 1250 ft/lbs
- Max Torque: 877 ft/lbs
- Working Torque: 440 ft/lbs
- Capacity: 16mm

FEATURES

- Ideal for the automotive and TIRE industry
- Industrial twin dog hammer mechanism
- Super Fast, High Power 8 Vane Motor
- Lightweight composite body
- Forward/reverse
- Powerful & durable
- Handle exhaust

1/2" DRIVE

HIGH TORQUE



TWIN DOG HAMMER



SP-1140EX

1/2"DR IMPACT WRENCH

SPECIFICATIONS

- Bolt Busting Torque: 840 ft/lbs
- Max Torque: 600 ft/lbs
- Working Torque: 370 ft/lbs
- Length: 9.5"
- Capacity: .5"
- Weight: 5.75 lbs
- Air consumption: 870L/min Max

FEATURES

- Ideal for the TIRE industry
- Industrial twin dog hammer mechanism
- 4 torque settings
- Forward/reverse
- Powerful & durable
- Handle exhaust



TWIN DOG HAMMER

1/2" DRIVE



ALSO AVAILABLE

1/2"DR IMPACT WRENCH LONG ANVIL

SP-1140EXL



SP-1157

3/4"DR IMPACT WRENCH

SPECIFICATIONS

- Bolt Busting Torque: 1400 ft/lbs
- Max Torque: 1370 ft/lbs
- Working Torque: 663 ft/lbs
- Length: 15"
- Capacity: 1"
- Weight: 15.5 lbs
- Air consumption: 1080L/min Max

FEATURES

- Heavy duty - Ideal for industrial applications
- Induction hardened, industrial single jumbo dog hammer mechanism
- 5 torque settings
- Forward/reverse
- Powerful & durable
- Soft grip rubber handle
- Handle exhaust
- High Torque

3/4" DRIVE

8 VANE MOTOR



PIN TYPE HAMMER

HIGH PERFORMANCE MOTORSPORT MOTOR



CONTINUED **IMPACT WRENCHES**



SINGLE DOG HAMMER

SP-1158M

3/4"DR IMPACT WRENCH - STUBBY

SPECIFICATIONS

- Bolt Busting Torque: 1400 ft/lbs
- Max Torque: 1370 ft/lbs
- Working Torque: 663 ft/lbs
- Length: 8"
- Capacity: 1"
- Weight: 11 lb
- Air consumption: 1080L/min Max

FEATURES

- Heavy duty - Ideal for the trucking and TIRE industry as well as industrial applications
- Induction hardened, industrial single jumbo dog hammer mechanism
- Stubby size allows you to work in tighter spaces
- 5 torque settings
- Forward/reverse
- Low vibration
- Powerful & durable
- Handle exhaust
- High Torque
- Includes Nitto style air fitting

3/4" DRIVE

SP-1158

3/4"DR IMPACT WRENCH

SPECIFICATIONS

- Bolt Busting Torque: 1400 ft/lbs
- Max Torque: 1370 ft/lbs
- Working Torque: 663 ft/lbs
- Length: 15"
- Capacity: 1"
- Weight: 14.5 lbs
- Air consumption: 1080L/min Max

FEATURES

- Heavy duty - Ideal for industrial applications
- Induction hardened, industrial single jumbo dog hammer mechanism
- 5 torque settings
- Forward/reverse
- Powerful & durable
- Handle exhaust
- High Torque



SINGLE DOG HAMMER

3/4" DRIVE

ALSO AVAILABLE

3/4"DR IMPACT WRENCH LONG ANVIL

SP-1158L



SP-1190P

1"DR INDUSTRIAL IMPACT WRENCH

SPECIFICATIONS

- Bolt Busting Torque: 2663 ft/lbs
- Max Torque: 1800 ft/lbs
- Working Torque: 995 ft/lbs
- Length: 10"
- Capacity: 1.5"
- Weight: 20 lbs
- Air consumption: 1130L/min Max

FEATURES

- Ideal for industrial applications
- Induction hardened, industrial single dog hammer mechanism
- Adjustable torque settings
- Heavy duty
- High Torque
- Multi position handle



EXTREME TORQUE



SINGLE DOG HAMMER

1" DRIVE

IMPACT WRENCHES CONTINUED



1"
DRIVE

SP-1190-2

1"DR INDUSTRIAL IMPACT WRENCH

SPECIFICATIONS

- Bolt Busting Torque: 3370 ft/lbs
- Max Torque: 29200 ft lbs
- Working Torque: 995 ft/lbs
- Length: 19"
- Capacity: 1.75"
- Weight: 23.5 lbs
- Air consumption: 1130L/min Max

FEATURES

- Ideal for industrial applications
- Induction hardened, industrial single dog hammer mechanism
- Adjustable torque settings
- Heavy duty
- High Torque
- Multi position handle



EXTREME TORQUE



SINGLE DOG HAMMER

ALSO AVAILABLE



1"
DRIVE

SP-1190-8

1"DR INDUSTRIAL IMPACT WRENCH LONG ANVIL - 8"

FEATURES

- Ideal for industrial applications
- Long 8" long anvil for harder to reach areas where clearance is limited
- Induction hardened, industrial single dog hammer mechanism
- Adjustable torque settings
- Heavy duty
- High Torque
- Multi position handle

EXTREME TORQUE



SINGLE DOG HAMMER

DIE GRINDERS



IDEAL FOR
PRECISION
GRINDING

SP-1900

1/8" MICRO AIR GRINDER

SPECIFICATIONS

- Free speed: 70,000rpm
- Length: 6"
- Capacity: .1"
- Weight: 350g
- Air consumption: 0.14m3/m in 465L/min Max

FEATURES

- Ideal for precision grinding welding surfaces, cleaning and polishing various metals and porting cylinder heads
- Slim, lightweight, durable and comfortable to use and hold
- High-speed rotation with variable speed throttle control up to 70,000rpm
- Extremely flexible 5ft long hose
- Rear air exhaust

CONTINUED **DIE GRINDERS**

SP-1201

1/4" DIE GRINDER MINI - STRAIGHT

SPECIFICATIONS

- Free speed: 25,000rpm
- Length: 4.75"
- Capacity: .25"
- Weight: .65 lbs
- Air consumption: 125L/min Max
- Air inlet size: 1/4" NPT
- Air hose size: 3/8" Inside I.D

FEATURES

- Ideal for neatening welds, smoothing sharp edges, de-burring, porting, polishing and grinding back metals
- Graduated trigger control
- Safety lock throttle lever prevents accidental start up
- Lightweight, durable, heavy duty robust alloy body
- Ergonomic design handle
- Front exhaust



SP-1211

1/4" DIE GRINDER MEDIUM - STRAIGHT

SPECIFICATIONS

- Free speed: 20,000rpm
- Length: 5.75"
- Capacity: .25"
- Weight: 1 lb
- Air consumption: 193L/min Max
- Air inlet size: 1/4" NPT
- Air hose size: 3/8" Inside I.D

FEATURES

- Ideal for neatening welds, smoothing sharp edges, de-burring, porting, polishing and grinding back metals
- Graduated trigger control
- Safety lock throttle lever prevents accidental start up
- Lightweight, durable, heavy duty robust alloy body
- Ergonomic design handle
- Front exhaust



SP-7220

1/4" DIE GRINDER STRAIGHT

SPECIFICATIONS

- Free speed: 20,000rpm
- Length: 13"
- Capacity: .25"
- Weight: 1.3 lbs
- Air consumption: 133L/min Max
- Air inlet size: 1/4" NPT
- Air hose size: 3/8" Inside I.D

FEATURES

- Ideal for neatening welds, smoothing sharp edges, de-burring, porting, polishing and grinding back metals
- Graduated trigger control
- Safety lock throttle lever prevents accidental start up
- Lightweight, durable, heavy duty composite body
- Ergonomic design cushion grip handle
- Built-in power regulator
- Rear exhaust



COMPOSITE BODY
LIGHTWEIGHT

SP-7210L

1/4" DIE GRINDER STRAIGHT - EXTENDED

SPECIFICATIONS

- Free speed: 21,000rpm
- Length: 10.25"
- Capacity: .25"
- Weight: 2 lbs
- Air inlet size: 1/4" NPT
- Air hose size: 3/8" Inside I.D

FEATURES

- Ideal for neatening welds, smoothing sharp edges, de-burring, porting, polishing and grinding back metals
- Extended shank - Ideal for areas where extra reach is required
- Graduated trigger control
- Safety lock throttle lever prevents accidental start up
- Lightweight, durable, heavy duty composite body
- Ergonomic design cushion grip handle
- Built-in power regulator
- Rear exhaust



COMPOSITE BODY
LIGHTWEIGHT

DIE GRINDERS CONTINUED

SP-1202

1/4" DIE GRINDER ANGLE HEAD

SPECIFICATIONS

- Free speed: 18,000rpm
- Length: 13"
- Capacity: .25"
- Weight: .88 lbs
- Air pressure: 90psi
- Air consumption: 125L/min Max
- Air inlet size: 1/4" NPT
- Air hose size: 3/8" Inside I.D

FEATURES

- 90° angle head, ideal in tight spaces
- Graduated trigger control
- Safety lock throttle lever prevents accidental start up
- Lightweight, durable, heavy duty composite body
- Ergonomic design cushion grip handle
- Built-in power regulator
- Rear exhaust



ANGLE GRINDERS

SP-2257

ANGLE GRINDER AUTOMOTIVE - 5"

SPECIFICATIONS

- Free Speed: 11,000RPM
- Capacity: 5"
- Length: 9"
- Air Con: 566L/min Max
- Weight: 3.8 lbs

FEATURES

- Spiral bevel gears for low vibration
- Safety lock throttle lever prevents accidental start up
- Side handle



SP-1257

ANGLE GRINDER INDUSTRIAL - 5"

SPECIFICATIONS

- Free Speed: 12,000RPM
- Capacity: 5"
- Length: 9"
- Air Con: 566L/min Max
- Weight: 3.8 lbs

FEATURES

- Spiral bevel gears for low vibration
- Safety lock throttle lever prevents accidental start up
- Side handle



DRILLS

SP-2510AH

3/8" DR DRILL - KEY TYPE ANGLED HEAD

SPECIFICATIONS

- Free speed: 1,800rpm
- Length: 8"
- Capacity: .35"
- Weight: 2.5 lbs

FEATURES

- Ideal for drilling in tight areas
- Safety lock throttle lever prevents accidental start up
- Forward and reverse



CONTINUED DRILLS

SP-1529

3/8"DR DRILL - PISTOL TYPE KEYLESS - REVERSIBLE

SPECIFICATIONS

- Free Speed: 2,200RPM
- Capacity: .4"
- Length: 13"
- Weight: 2.5 lbs

FEATURES

- Geared keyless chuck (2 gear, caged)
- Easy to manoeuvre and work with in the workshop
- Soft-grip handles for less vibration and comfort
- High quality aluminium body
- Handle Exhaust



SP-1531

1/2"DR DRILL - PISTOL TYPE KEYLESS - REVERSIBLE

SPECIFICATIONS

- Free Speed: 700RPM
- Capacity: .5"
- Length: 7.5"
- Weight: 3 lbs

FEATURES

- Geared keyless chuck (double, caged)
- Easy to manoeuvre and work with in the workshop
- Soft-grip handles for less vibration and comfort
- High quality aluminium body
- Handle Exhaust



CUT OFF TOOL

COMPOSITE BODY
LIGHTWEIGHT



SP-7230

CUT OFF TOOL - 3"

SPECIFICATIONS

- Free Speed: 20,000RPM
- Capacity: .05"
- Length: 9.5"
- Air consumption: 113 L/min max
- Weight: 1.5 lbs

FEATURES

- Ergonomic design cushion-grip handle
- Rear exhaust
- Safety lock throttle lever
- Built-in power regulator
- Metal guard

AIR NIBBLER

SP-2215

AIR NIBBLER AUTOMOTIVE

SPECIFICATIONS

- Length: 7"
- Air Con: 470L/min Max
- Weight: 2.25 lbs

FEATURES

- Cuts free of sharp edges and burrs
- Ideal for auto body & panel repairs as well as flat, corrugated or profiled sheet metals

ABLE TO CUT

- 14 Gauge Steel - 1.6mm
- Stainless Steel - 1.2mm



AIR SAW



SP-2730

AIR SAW - STRAIGHT

SPECIFICATIONS

- Free Speed: 10,000 Strokes per minute
- Capacity: .05"
- Length: 9.5"
- Air consumption: 360 L/min max
- Weight: 2.8 lbs

SET INCLUDES

- Straight Air Saw
- 24 teeth blade
- 32 teeth blade

SPEED

10000 Strokes P/Min

RIVETERS

SP-2306

INDUSTRIAL RIVETER - 3/16"

- Capacity: 3/16"
- Pulling Power: 2,100lbs
- Weight: 3.3 lbs
- Air Consumption: 113L/Min

FEATURES

- Easy setup / low maintenance
- 3 Jaw clamping chuck for increased grip & extended jaw life
- Sets 2.4, 3.2, 4.0 & 4.8mm rivets on all materials (aluminium, steel & stainless steel)
- Interchangeable nose tips included
- Attached collection bottle

PULLING FORCE
2,100 lbs

COLLECTION
BOTTLE

SETS RIVET SIZES



SP-2308

INDUSTRIAL RIVETER - 1/4"

- Capacity: 1/4"
- Pulling Power: 3,100lbs
- Weight: 4.35 lbs
- Air Consumption: 113L/Min


FEATURES

- Easy setup / low maintenance
- 3 Jaw clamping chuck for increased grip & extended jaw life
- Sets 3.2, 4.0, 4.8, 5.6 & 6.4mm rivets on all materials (aluminium, steel & stainless steel)
- Interchangeable nose tips included
- Attached collection bottle

PULLING FORCE
3100 lbs

COLLECTION
BOTTLE

SETS RIVET SIZES



SANDERS/POLISHERS

SP-2331H

GASKET SANDER KIT 2"

SPECIFICATIONS

- Free Speed: 16,000RPM
- Capacity: 2"
- Thread size: 6mm x 1.25mm Pitch
- Weight: 4 lbs

SANDER FEATURES

- Multiple speed settings
- Ergonomic grip/trigger designed for operator comfort
- Lightweight composite body

KIT INCLUDES

- 2" Gasket Sander
- 4x Surface Prep Discs (Medium Grit)
- 8x Surface Prep Discs (Coarse Grit)
- 4x Sanding Discs (#120 Grit)
- 4x Sanding Discs (#80 Grit)
- Housed in heavy duty blow mould storage case



SP-1330H

DISC SANDER 2"

SPECIFICATIONS

- Free Speed: 12,000RPM
- Length: 5"
- Capacity: 2"
- Air Consumption: 469L/min Max
- Weight: 1.5 lbs

FEATURES

- Multiple speed settings
- Ergonomic grip/trigger designed for operator comfort



SP-2370

BELT SANDER 3/8"

SPECIFICATIONS

- Free Speed: 16,000RPM
- Length: 23"
- Capacity: 10 x 13"
- Air Consumption: 647L/min Max
- Weight: 2.25 lbs

FEATURES

- 360° adjustable sanding arm
- Heavy duty lightweight construction
- Quick change belt replacement lever
- Graduated trigger control
- Ergonomic design cushion grip handle
- Includes 2 piece 10mm sanding belts

KIT INCLUDES

- Belt Sander
- 1x 80 grit belt
- 1x 120 grit belt



ORBIT SANDERS DUST FREE

AVAILABLE IN 2 SIZES

ORBIT	MODEL
2.5mm	SP-3600
5mm	SP-3605

- Free Speed: 10,000RPM
- Length: 9"
- Capacity: 6"
- Air Consumption: 448L/min Max
- Weight: 2 lbs

FEATURES

- Perfectly balanced sanding pad
- Low sound and vibration
- Graduated pressure trigger control and speed control adjuster
- Lightweight and ergonomic design
- Contoured palm grip for one hand operation
- Dust hose and dust bag included
- Rear exhaust
- Makes fast work of smoothing body filler, fibreglass and wood

KIT INCLUDES

- Velcro Backing Pad, Bag and Hose



CHISEL GUNS

- Essential for industrial and auto repair applications
- Ideal for general cutting, body panel crimping, shearing, rust/paint removal, chipping and scraping.
- Trade quality alloy steel barrel and heat-treated piston
- Comfortable non-slip ergonomic grip

- Graduated trigger control
- Built-in air regulator
- Quick change coil spring retainer allows for fast and easy chisel changes
- Handle exhaust



SP-1400

CHISEL GUN INDUSTRIAL

SPECIFICATIONS

- Chisel shank size: .40"
- Blows per minute: 3000
- Length: 8.5"
- Weight: 5 lbs

Chisels not included



SP-1405

CHISEL GUN AUTOMOTIVE

SPECIFICATIONS

- Chisel shank size: .40"
- Blows per minute: 3000
- Length: 6.5"
- Weight: 3 lbs

Chisels not included

NEEDLE SCALERS

SP-2470

NEEDLE SCALER STRAIGHT - INDUSTRIAL

- Needle diameter: 1/8 x 7
- Number of needles: 19
- Length: 16.5"
- Weight: 6 lbs
- Ideal for removal of rust, scale, paint etc
- Needles adjust automatically to contours



SP-2472

NEEDLE SCALER STRAIGHT - COMPOSITE

- Needle diameter: 1/8 x 7
- Number of needles: 12
- Length: 13.5"
- Weight: 5.25 lbs
- Ideal for removal of rust, scale, paint etc
- Needles adjust automatically to contours



SP-2482

NEEDLE SCALER PISTOL

- Needle diameter: 1/8 x 7
- Number of needles: 19
- Length: 13"
- Weight: 6 lbs
- Ideal for removal of rust, scale, paint etc
- Needles adjust automatically to contours



AIR TOOL ACCESSORIES

OIL & LUBRICANTS



AIR TOOL LUBRICANT

AVAILABLE IN 3 SIZES

BOTTLE SIZE	MODEL
500ml	SPAO500S
34 fl oz	SPAO1000S
1 gal	SPAO4000

Premium quality air tool oil, specially formulated to lubricate and protect air tools as well as maximise performance and prolong service life. Designed to prevent wear, rust and oxidation to ensure a reliable and trustworthy tool that is always ready to tackle the job at hand.

- Lubricates and Protects
- Removes Moisture
- Maximises Tool Performance
- Prolongs Tool Life
- Premium Quality Oil



COMPRESSOR OIL

AVAILABLE IN 2 SIZES

BOTTLE SIZE	MODEL
34 fl oz	SPCO1000S
1 gal	SPCO4000

Specially formulated premium quality oil provides superior pump wear and corrosion protection, thus ensuring maximum pump performance, reduced vibration and minimal pump noise. Active cleansing technology clears all unwanted sludge and prolongs service life.

- Superior Wear & Corrosion Protection
- Maximises Pump Performance
- Minimises Vibration and Pump Noise
- Active Cleansing Technology
- Premium Quality Oil
- Prolongs Service Life

INLINE OILERS & COUPLERS

MOL-21

INLINE MINI AIR TOOL OILER / LUBRICATOR

- Provides automatic constant lubrication for air tools, when placed inline
- Drip feeds lubricant to air tool
- Transparent reservoir lets you see when oil level is low
- Extends air tools service life by ensuring the tool is constantly well lubricated
- 1/4" BSP



DRIP FEEDS LUBRICANT

SP910A

AIR LINE UNIVERSAL COUPLER

- Max pressure: 170Psi
- Working Pressure: 90Psi
- 1/4" BSP
- Air Flow: 11Cfm (82 gal/min)
- Composite plastic



FITTED AIR HOSES

FITTED AIR HOSES PREMIUM QUALITY

- Made from an engineered hybrid polymer that provides superior all weather flexibility, even in freezing temperatures (Temp. range: 23°F~149°F)
- Designed to hold up to the shop environment with an excellent abrasion resistant outer cover.
- Hose will not kink when under pressure.
- Max working pressure: 300PSI
- Designed to work smart & last long with a lightweight body and One-Touch Nitto style couplers, this hose is built to work as hard as you do.

AVAILABLE IN 2 SIZES

EXTREME
FLEXIBILITY

PREMIUM
QUALITY

HIGH VISIBILITY
SAFETY ORANGE



ABRASION
RESISTANT

ONE-TOUCH COUPLERS

- One-Touch Nitto™ style
- Swaged hose clamps
- 10mm / 3/8" I.D



SECURELY CRIMPED ASSEMBLY OF HOSE, COUPLING BARB & FERRULE



Securing these fittings by crimping provides an interlocking assembly of hose, coupling barb and ferrule - maximising the hose assembly's sealing and assuring a 300psi working pressure.

ANTI-KINK HYBRID POLYMER MATERIAL BONDED WITH POLYESTER BRAID

These combined materials remain flexible in a temperature range between 23°F to 149°F and has the added advantage that it will not kink under pressure.



The unique no memory characteristics of the Hybrid Polymer ensures a hose that will lay flat and not curl when unrolled from storage

- Extreme flexibility
- Abrasion resistant
- Easy to roll up for quick and effortless storage
- High visibility safety orange
- No memory technology
- Anti-kink
- UV treated



LENGTH

20 ft

100 ft

MODEL

SP66-15N

SP66-30N

CHISEL GUN ACCESSORIES

CHI-SP1

CHISEL SPRING RETAINER STANDARD



- Replacement chisel spring
- For quick replacement of a broken or worn air chisel spring
- Secures chisel bit to air chisel/hammer during operation of tool
- Standard size fits most brands of air chisel/hammers
- Replace springs periodically for optimum tool performance

CHISELS - HEAVY DUTY

WIDE SCRAPER 2" X 6.5"

- Ideal for removing gaskets, rust, undercoating and paint
- 6.5" long
- .75" tip



D06

FLAT BLADE 20" X 6.5"

- Ideal for general body repair or replacement
- 6.5" long
- .75" tip



D23

PANEL CUTTER 6.5"

- Ideal for cutting spot welds and trimming sheet metal
- 6.5" long
- Panel cutter tip



D59

RIVET AND BOLT CUTTER 20" X 6.5"

- Ideal for body, chassis and exhaust applications
- 6.5" long
- .75" tip



D60

AIR GRINDER COLLETS

DIE GRINDER COLLETS INDIVIDUAL

TEETH	MODEL
1/4"	C127-4
.23"	C127-6
1/8"	C127-8



Replacement collet for most die grinders

AIR SAW BLADES

AIR SAW BLADES PACKS OF 5

TEETH	FOR CUTTING	MODEL
32 Teeth	STEEL	SAW-B100
24 Teeth	ALUMINIUM	SAW-C100



5 BLADES IN EACH PACK

DRILL CHUCKS & KEYS

DRILL CHUCK KEY TYPE 3/8"

SIZE	MODEL
3/8"x24tpi	DLC-9
1/2"x24tpi	DLC-15



DRILL CHUCK KEYLESS 1/2"

SIZE	MODEL
1/2"x20tpi	DLC-17



CHUCK KEY 3/8"



DCK-2

SANDER ABRASIVE DISCS AND ACCESSORIES

PD-6HV

SANDING PAD 6"



- 6" Sanding Pad
- Suits D/A Sanders
- Dust Free
- Velcro Type

GASKET SANDER DISCS

- Packs of 4 Discs
- Fine disc for use on aluminium cylinder heads
- Course disc for use on cast iron cylinder heads
- Suits 2" (50mm) gasket sanders



GRIT TYPE

TYPE	MODEL
Fine	SP-2051
Course	SP-2053

ALSO AVAILABLE IN 50 PIECE BULK PACKS

Pack of 50 Discs



GRIT TYPE

TYPE	MODEL
Fine	SP-2051B
Course	SP-2053B

SP-205D

GASKET REMOVAL KIT

- Gasket Sander Pad - 2"
- Spindle
- 2 x course discs
- 2 x fine discs



SP-205A

GASKET SANDER PAD & SPINDLE


- Pad - 2"
- Spindle



AIR DUSTERS

AIR DUSTERS

- Provides a controlled flow of air, ideal for the cleaning of machinery
- Long angled nozzle provides for convenient, fast & easy access for a wide range of applications
- Air inlet thread NPT: 1/4"



SP-111

LONG NOZZLE

- Length: 4"

SP-113

EXTRA LONG NOZZLE

- Length: 29.5"



AVAILABLE IN 2 SIZES

12

COMPRESSORS

WITH MORE THAN 30 YEARS OF DEVELOPMENT AND INNOVATION, SP COMPRESSORS IS A BRAND NAME SYNONYMOUS WITH QUALITY AND ENDURANCE. WHETHER YOU'RE USING AIR FOR THE CONSTRUCTION OR AUTOMOTIVE INDUSTRY, WE HAVE A PACKAGE TO SUIT YOUR NEEDS

**DON'T BUY AN
INFERIOR PRODUCT**



**AIR COMPRESSOR RATING IN ACCORDANCE WITH
AUSTRALIAN STANDARD AS 4637-2006**



SUB-CATEGORIES:

DIRECT DRIVE AIR COMPRESSORS	322
BELT DRIVE AIR COMPRESSORS	323
BELT DRIVE AIR COMPRESSORS - 3 PHASE	325
COMPRESSOR PUMPS	327

COMPRESSORS

PORTABLE AND STATIONARY

- Direct Drive
- Belt Drive
- Electric
- GASOLINE

DIRECT DRIVE AIR COMPRESSORS

SP11-12X

2HP AIR COMPRESSOR TRADE DUTY PORTABLE - UTE PACK

SPECIFICATIONS

- Direct Drive
- 33 gal/min FAD
- 150psi
- 2.5 gal Tank
- 240Volts/10amp
- Filter/Regulator

FEATURES

- Built tough & compact - Ideal for mobile applications - Fits under Tonau style ute lids
- Full brass non-return valve
- Copper delivery pipe
- (8") solid rubber wheels
- One-touch (Nitto style) connector
- Certified safety valve
- Large oil level sight glass
- After cooler on direct drive models
- Soft start valve
- Copper wound motor
- Cast iron cylinder
- Thermal reset switch

34"(L) x 15.75"(w) x 20"(h)



LOW PROFILE

COMPACT

BUILT TOUGH

SP11-40X

2HP AIR COMPRESSOR TRADE QUALITY PORTABLE TRADITIONAL

SPECIFICATIONS

- Direct Drive
- 33 gal/min FAD
- 150psi
- 9.5 gal Tank
- 240Volts/10amp
- Filter/Regulator

FEATURES

- Lightweight & high trade quality
- One man lift
- Larger tank capacity
- Full brass non-return valve
- Copper delivery pipe
- (8") solid rubber wheels
- One-touch (Nitto style) connector
- Certified safety valve
- Large oil level sight glass
- After cooler on direct drive models
- Soft start valve
- Copper wound motor
- Cast iron cylinder
- Thermal reset switch

25"(L) x 14"(w) x 26.7"(h)



9.5 GALLONS

CONTINUED **DIRECT DRIVE AIR COMPRESSORS**

SP12-50X

2.5HP AIR COMPRESSOR TRADE QUALITY PORTABLE

SPECIFICATIONS

- Direct Drive
- 48 gal/min FAD
- 150psi
- 50lt Tank
- 240Volts/10amp
- Regulator

FEATURES

- The ultimate builders companion
- Able to run all nail guns
- One man lift
- Full brass non-return valve
- Copper delivery pipe
- (8") solid rubber wheels
- One-touch (Nitto style) connector
- Certified safety valve
- Large oil level sight glass
- After cooler on direct drive models
- Soft start valve
- Copper wound motor
- Cast iron cylinder
- Thermal reset switch

31"(L) x 14"(w) x 28"(h)



124 lbs

50 LITER TANK

BELT DRIVE AIR COMPRESSORS

SP13-50X

2.2HP AIR COMPRESSOR CAST IRON V-TWIN PORTABLE

SPECIFICATIONS

- Belt Drive
- 51 gal/min FAD
- 150psi
- 13 gal Tank
- 240Volts/10amp
- Filter/Regulator

FEATURES

- Ideal for the builders gang
- Will run several air tools at once
- Full brass non-return valve
- Copper delivery pipe
- (8") solid rubber wheels
- One-touch (Nitto style) connector
- Certified safety valve
- Large oil level sight glass
- Soft start valve
- Copper wound motor
- Cast iron cylinders
- Thermal reset switch

31"(L) x 15.75"(w) x 27.5"(h)



157 lbs

13 GALLONS

SP14

2.5HP AIR COMPRESSOR CAST IRON V-TWIN PORTABLE

SPECIFICATIONS

- Belt Drive
- 68.5 gal/min FAD
- 150psi
- 16 gal Tank
- 240Volts/10amp
- Filter/Regulator

FEATURES

- Ideal for commercial applications
- Full brass non-return valve
- Copper delivery pipe
- (8") solid rubber wheels
- One-touch (Nitto style) connector
- Certified safety valve
- Large oil level sight glass
- Soft start valve
- Copper wound motor
- Cast iron cylinders
- Resettable overload protection

37"(L) x 14.5"(w) x 30.7"(h)



132 lbs

16 GALLONS

BELT DRIVE AIR COMPRESSORS CONTINUED

SP17

3HP AIR COMPRESSOR CAST IRON V-TWIN PORTABLE - 15AMP

SPECIFICATIONS

- Belt Drive
- 84 gal/min FAD
- 150psi
- 16 gal Tank
- 240Volts/10amp
- Filter/Regulator

FEATURES

- Ideal for commercial applications
- Full brass non-return valve
- Copper delivery pipe
- (8") solid rubber wheels
- One-touch (Nitto style) connector
- Certified safety valve
- Large oil level sight glass
- Soft start valve
- Copper wound motor
- Cast iron cylinders
- Resettable overload protection

37.5"(L) x 14.5"(w) x 30.75"(h)



SP17P

6.5HP AIR COMPRESSOR CAST IRON V-TWIN GASOLINE DRIVEN

SPECIFICATIONS

- Belt Drive
- 94 gal/min FAD
- 150psi
- 16 gal Tank
- Filter/Regulator

FEATURES

- Take anywhere & will run several air tools at once
- Ideal for commercial applications
- 6.5hp Torini OHV 4 Stroke Engine
- V-Twin Pump with alloy heads
- Full brass non-return valve
- Copper delivery pipe
- (8") solid rubber wheels
- One-touch (Nitto style) connector
- Certified safety valve
- Large oil level sight glass
- Soft start valve

39.5"(L) x 19.25"(w) x 31"(h)



SP18

3HP AIR COMPRESSOR CAST IRON TRIPLE PORTABLE - 15AMP

SPECIFICATIONS

- Belt Drive
- 102 gal/min FAD
- 150psi
- 16 gal Tank
- 240Volts/15amp
- Filter/Regulator

FEATURES

- Ideal for commercial applications
- Full brass non-return valve
- Copper delivery pipe
- (8") solid rubber wheels
- One-touch (Nitto style) connector
- Certified safety valve
- Large oil level sight glass
- Soft start valve
- Copper wound motor
- Cast iron cylinders
- Resettable overload protection

40"(L) x 17.25"(w) x 35"(h)



CONTINUED **BELT DRIVE AIR COMPRESSORS**

SP1800

3HP AIR COMPRESSOR CAST IRON TRIPLE PORTABLE - 15AMP

SPECIFICATIONS

- Belt Drive
- 101 gal/min FAD
- 150psi
- 26.5 gal Tank
- 240Volts/15amp
- Filter/Regulator

FEATURES

- Ideal for commercial applications
- Full brass non-return valve
- Copper delivery pipe
- (8") solid rubber wheels
- One-touch (Nitto style) connector
- Certified safety valve
- Large oil level sight glass
- Soft start valve
- Copper wound motor
- Cast iron cylinders
- Resettable overload protection



45.25"(L) x 17.75"(w) x 35.5"(h)

229 lbs

**COMMERCIAL
GRADE**

PORTABLE

**DETACHABLE
HANDLE**

26.5 GALLONS

BELT DRIVE AIR COMPRESSORS - STATIONARY

SP25

5.5HP AIR COMPRESSOR CAST IRON V-TWIN STATIONARY 3 PHASE

SPECIFICATIONS

- Belt Drive
- 134 gal/min FAD
- 150psi
- 53 gal Tank
- 3 Phase (415V/50Hz)
10amp per PH

FEATURES

- Ideal for commercial applications
- High efficiency induction motor
- Full brass non-return valve
- Copper delivery pipe
- Independent 3 phase switch box operates by a single phase pressure switch
- One-touch (Nitto style) connector
- Certified safety valve
- Large oil level sight glass
- Copper wound motor
- Cast iron cylinders
- Resettable overload protection
- Filter/regulator



58"(L) x 19.25"(w) x 44.5"(h)

352 lbs

**COMMERCIAL
GRADE**

**3 PHASE
10Amp Per Phase**

53 GALLONS

BELT DRIVE AIR COMPRESSORS - STATIONARY CONTINUED

SP35

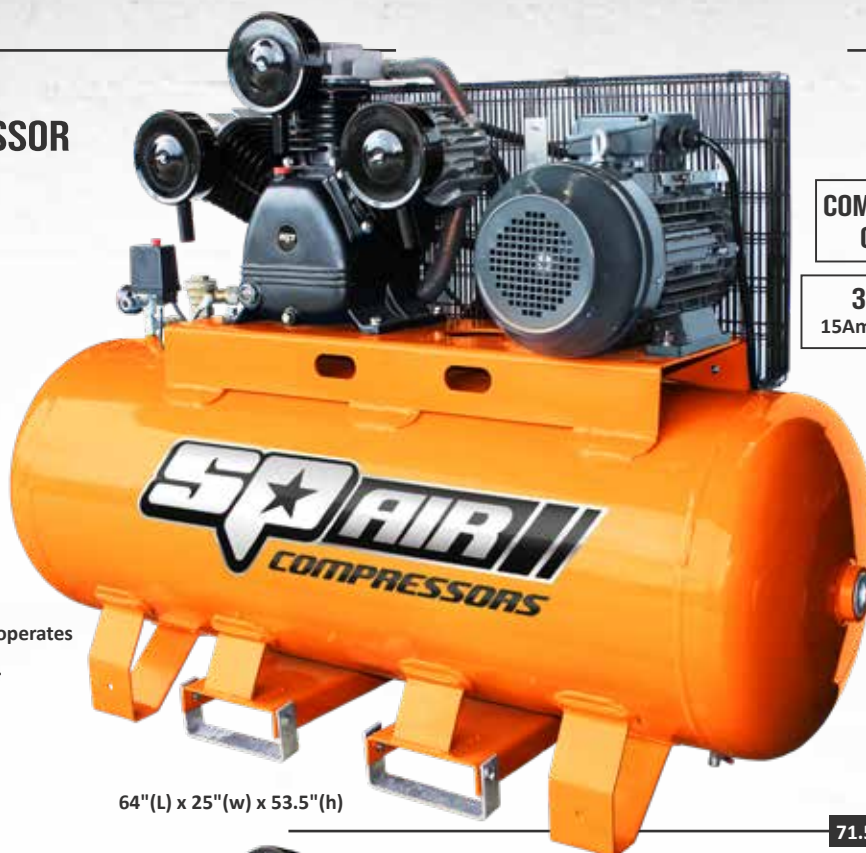
7.5HP AIR COMPRESSOR CAST IRON TRIPLE STATIONARY 3 PHASE

SPECIFICATIONS

- Belt Drive
- 232 gal/min FAD
- 150psi
- 71.5 gal Tank
- 3 Phase (415V/50Hz)
15amp per PH

FEATURES

- Ideal for commercial applications
- High efficiency induction motor
- Full brass non-return valve
- Copper delivery pipe
- Independent 3 phase switch box operates by a single phase pressure switch
- One-touch (Nitto style) connector
- Certified safety valve
- Large oil level sight glass
- Soft start valve
- Copper wound motor
- Cast iron cylinders
- Resettable overload protection



64"(L) x 25"(w) x 53.5"(h)

560 lbs

COMMERCIAL
GRADE

3 PHASE
15Amp Per Phase

71.5 GALLONS

SP50

10HP AIR COMPRESSOR CAST IRON TRIPLE STATIONARY 3 PHASE

SPECIFICATIONS

- Belt Drive
- 360 gal/min FAD
- 150psi
- 270lt Tank
- 3 Phase (415V/50Hz)
18amp per PH

FEATURES

- Ideal for commercial applications
- High efficiency induction motor
- Full brass non-return valve
- Copper delivery pipe
- Independent 3 phase switch box operates by a single phase pressure switch
- One-touch (Nitto style) connector
- Certified safety valve
- Large oil level sight glass
- Soft start valve
- Copper wound motor
- Cast iron cylinders
- Resettable overload protection



64"(L) x 25"(w) x 53.5"(h)

564 lbs

COMMERCIAL
GRADE

3 PHASE
18Amp Per Phase

71.5 GALLONS

COMPRESSOR PUMPS

COMPRESSOR PUMPS CAST IRON V-TWIN - BELT DRIVE

HORSE POWER	SUITS	MODEL	SPECIFICATIONS
2.2Hp	SP13-50X	260SP	• 150psi
2.5Hp	SP14 & SP17	350SP	• 240Volts/10amp
			• Nominal FAD: 194~318L/min



COMPRESSOR PUMPS CAST IRON TRIPLE - BELT DRIVE

HORSE POWER	SUITS	MODEL	SPECIFICATIONS
3.0Hp	SP18 & SP1800	460SP	• 150psi
			• 240Volts/15amp
			• Nominal FAD: 385L/min



COMPRESSOR PUMPS CAST IRON V-TWIN - BELT DRIVE 3 PHASE

HORSE POWER	FAD	AMP P/PH	SUITS	MODEL	SPECIFICATIONS
5.5Hp	508/min	10Amp	SP25	485SP	• 150psi
					• 3 Phase (415V/50Hz)



COMPRESSOR PUMPS CAST IRON TRIPLE - BELT DRIVE 3 PHASE

HORSE POWER	FAD	AMP P/PH	SUITS	MODEL	SPECIFICATIONS
7.5Hp	880/min	15Amp	SP35	710SP	• 150psi
10Hp	1360/min	18Amp	SP50	1085SP	• 3 Phase (415V/50Hz)



13

POWERED EQUIPMENT

WITH MORE THAN 30 YEARS OF DEVELOPMENT AND INNOVATION, SP POWERED EQUIPMENT IS A BRAND NAME SYNONYMOUS WITH QUALITY AND ENDURANCE. WHETHER YOU'RE USING POWER FOR THE CONSTRUCTION OR AUTOMOTIVE INDUSTRY, WE HAVE A PACKAGE TO SUIT YOUR NEEDS

INDUSTRIAL ENGINES

At the heart of the SP Generator range, Torini Industrial Engines offer maximum power with maximum reliability.

Equipped with cast iron bore, overhead valve technology & large capacity oil reservoir ensures years of trouble free operation.

- Fast Starting
- Transistorised Ignition
- Smooth Operation
- OHV (Over Head Valve)
- High Efficiency
- Low Oil Protection

Compliant to latest emissions standards



TORINI
ENGINES



SUB-CATEGORIES:

INVERTER GENERATORS	330
INDUSTRIAL SERIES GENERATORS	332
CONSTRUCTION SERIES GENERATORS	334

> INVERTER GENERATORS

PATENTED TECHNOLOGY

POWERED BY

TORINI
ENGINES

ALL SP INVERTER GENERATORS FEATURE A:

- Patented Torini engine with a large volume muffler to increase fuel efficiency and reduce noise.
- Patented permanent magnet inverter generator with ESC (Engine Smart Control) which intelligently controls rpm to further reduce noise and fuel consumption
- Patented 3 way cooling system to lower running temperature and extend engine life
- Patented exhaust gas circulation system where exhaust gas passes through two cavities for double oil separation, thus decreasing oil consumption and extending engine life



SPGi3300E

INVERTER GENERATOR 3300W - SUPER QUIET

SPECIFICATIONS

- Max Watts: 3300w
- Rated Watts: 3000w
- Power Outlets: 2 (15amp)
- Power: 50Hz/240v
- DB: 50~59dB
- Tank Capacity: 2.5 gal
- Starting System: Electric
- Net Weight: 100 lbs
- Operating Hours: 5.5h at 50% load

FEATURES

- Torini 4 stroke engine
- Engine smart control (ESC)
- Compact, lightweight and high quality
- 32 bit inverter core
- Ultra low running noise from 50 ~ 59dB
- 12 Volt outlet
- Parallel connection capable
- High precise power supply suitable for: computers, mobile phones and other electronic devices.
- Intelligent power supply also suitable for: refrigerators, air conditioners, microwaves, electric tools and similar equipment.

3 YEAR ENGINE WARRANTY
4 YEARS DOMESTIC USE

PURE SINE WAVE

Dimensions: 22.5" x 17.25" x 20"

SUPER QUIET RUNNING NOISE

SOUND SOURCES EXAMPLE & DISTANCE	SOUND PRESSURE LEVEL dB
Jet Aircraft, 50m away	140
Threshold of pain	130
Threshold of discomfort	120
Chainsaw, 1m away	110
Night club, 1m from speaker	100
Diesel Truck, 10m away	90
Kerbside of busy road, 5m away	80
Vacuum Cleaner, 1m away	70
Conversational speech, 1m	60
Average home	50
Quiet library	40
Quiet bedroom at night	30
Background in TV studio	20
Rustling leaves in the distance	10
Hearing threshold	0

POWERFUL, COMPACT
AND WITH A SUPER QUIET
RUNNING NOISE, THE
RANGE OF SP INVERTER
GENERATORS ARE IDEAL
FOR ALL CAMPING AND
LEISURE ACTIVITIES.

INVERTER GENERATORS SOUND LEVEL

BETWEEN 2" & 59dB
Equivalent to the average
sound at home and having a
conversation

THE ULTIMATE OUTDOOR COMPANION

Ideal for all camping and leisure activities, compared to similar products, the SPGi3300E is a powerful super quiet inverter generator with the best power, size to weight ratio on the market. Built around the reliable Torini race tested 7Hp engine and intelligent power supply, it is well suited for recreational use with air conditioners, refrigerators, microwave ovens, coffee machines & entertainment appliances. The microprocessor controlled inverter produces a high precision, pure sine wave power output, perfect for laptops, computers, mobile phones & tablets making it ideal for back up power at home during power outages & storm emergencies.

Don't risk your electronic devices on anything less.

All SP Generators meet strict Environmental Protection Agency (EPA), Proposed Australian Emissions Standards & strict Californian pollution laws and environmental protection standards.





SPGI3000

3 YEAR ENGINE WARRANTY
4 YEARS DOMESTIC USE

INVERTER GENERATOR 2500W - SUPER QUIET

PURE SINE WAVE

SPECIFICATIONS

- Max Watts: 2500w
- Rated Watts: 2300w
- Power Outlets: 2 (15amp)
- Power: 50Hz/240v
- DB: 51~59dB
- Tank Capacity: 1 gal
- Starting System: Pull
- Net Weight: 59.5 lbs
- Operating Hours: 4.5h at 50% Load

FEATURES

- Torini 4 stroke engine
- 3 in 1 multi-function control
- Engine smart control (ESC)
- Compact, lightweight and high quality
- 32 bit inverter core
- Low running noise - 51~59dB
- 12 Volt outlet
- Parallel connection capable
- Robust construction
- Easy oil-change compartment

Dimensions: 23.5" x 13.5" x 20"



SPGI2000

3 YEAR ENGINE WARRANTY
4 YEARS DOMESTIC USE

INVERTER GENERATOR 1800W - SUPER QUIET

PURE SINE WAVE

SPECIFICATIONS

- Max Watts: 1800w
- Rated Watts: 1600w
- Power Outlets: 1 (15amp)
- Power: 50Hz/240v
- DB: 51~59dB
- Tank Capacity: 1 gal
- Starting System: Pull
- Net Weight: 48.5 lbs
- Operating Hours: 7h at 50% load

FEATURES

- Torini 4 stroke engine
- 3 in 1 multi-function control
- Engine smart control (ESC)
- 32 bit inverter core
- Low running noise from 51~59dB
- 12 Volt outlet
- Parallel connection capable (cable included)
- Robust construction
- Easy oil-change compartment

Dimensions: 19.5" x 11.25" x 18"

LATEST GENERATOR TECHNOLOGY

**JOIN ANY TWO SP INVERTER GENERATORS TOGETHER
FOR AN ADDED BOOST IN POWER!**

Joining any two SP Inverter Generators in parallel connection will ensure you get the full combined rated power output when you need it most. **NO LOSS OF POWER.**

Similar products on the market may only output a fraction of their combined rated power when connected together in parallel, making the SP Inverter Generator range the **market leaders** and the **most technologically advanced** generators available today.

POWER WHEN YOU NEED IT

Keep your options open, add power when your power needs increase



1600w + 3000w
= 4600w
NO LOSS OF POWER

SPGI3300E + SPGI2000

PCK3



32amp
POWER
OUTLET

PARALLEL CONNECTION CABLE KIT

- Used to connect two SP Inverter generators together in parallel

1600w + 1600w
= 3200w

NO LOSS OF POWER

Parallel connection cable
included
SPGI2000 + SPGI2000



3000w + 3000w
= 6000w

NO LOSS OF POWER
Requires parallel connection
cable - P/N: PCK3

SPGI3300E + SPGI3300E

GENERATORS INDUSTRIAL SERIES

DON'T BE LEFT IN THE DARK WHEN POWER OUTAGES HAPPEN

THE RELIABLE SP INDUSTRIAL SERIES GENERATORS WILL
KEEP YOUR BUSINESS RUNNING AND YOUR HOME AND
FAMILY SAFE DURING A POWER EMERGENCY.

POWERED BY

TORINI
ENGINES



SPG2800

GENERATOR - 6.5HP INDUSTRIAL SERIES

SPECIFICATIONS

- KVA: 2.8KVA
- Max Watts: 2300w
- Rated Watts: 78.75w
- Power Outlets: 2 (15amp)
- Power: 50Hz/240v
- DB: 68dB
- Starting System: Pull
- Net Weight: 100 lbs
- Operating Hours: 23h at 50% load

FEATURES

- Sine wave technology
- Automatic voltage regulator
- Torini 4 stroke engine
- 2 x 15amp power outlets
- Large capacity 4.75 gal tank
- Ergonomical recoil start grip
- Large volume muffler 68dB(A)
- 12 Volt outlet

Dimensions: 23.25" x 17" x 43"

4.75 GALLON TANK



3 YEAR ENGINE WARRANTY
4 YEARS DOMESTIC USE



SPG4000

GENERATOR - 7HP INDUSTRIAL SERIES

SPECIFICATIONS

- KVA: 4KVA
- Max Watts: 3100w
- Rated Watts: 2800w
- Power Outlets: 2 (15amp)
- Power: 50Hz/240v
- DB: 68dB
- Starting System: Pull
- Net Weight: 114.5 lbs
- Operating Hours: 17h at 50% load

FEATURES

- Sine wave technology
- Automatic voltage regulator
- Torini 4 stroke engine
- 2 x 15amp power outlets
- Large capacity 4.75 gal tank
- Ergonomical recoil start grip
- Large volume muffler 68dB(A)
- 12 Volt outlet

Dimensions: 23.25" x 19.25" x 21.5"

4.75 GALLON TANK



3 YEAR ENGINE WARRANTY
4 YEARS DOMESTIC USE

SP Industrial Series Generators all use a superior Automatic Voltage Regulator (AVR) equipped with a Digital Stability Control Program. This allows voltage to be calculated and controlled at the outlet and not the alternator. With Hi-Lo Limit Electronic Safety Shut Off this makes SP Industrial Series Generators one of the safest and advanced generators around.

SP use leading edge alternator and electronic technology to offer a range of generators that produce a very pure energy supply. This clean and pure form of energy makes SP Industrial Series Generators suitable to power even the most delicate electronic devices like laptops. SP combined a strong rugged design with easy operation to offer one of the worlds most reliable and dependable range of generators.



SPG6800

GENERATOR - 13HP INDUSTRIAL SERIES

SPECIFICATIONS

- KVA: 6.8KVA
- Max Watts: 5500w
- Rated Watts: 5000w
- Power Outlets: 3 (15amp)
- Power: 50Hz/240v
- DB: 72dB
- Tank Capacity: 6.5 gal
- Starting System: Pull
- Net Weight: 187.5 lbs
- Operating Hours: 13h at 50% load

FEATURES

- Sine Wave Technology
- Automatic Voltage Regulator
- Torini 4 Stroke Engine
- 3 x 15amp Power Outlets
- Large Capacity 6.5 gal Tank
- Large Volume Muffler 72dB(A)
- 12 Volt Outlet

Dimensions: 27.5" x 28" x 28"

6.5 GALLON TANK



3 YEAR ENGINE WARRANTY
4 YEARS DOMESTIC USE



SPG8100E

GENERATOR - 15HP INDUSTRIAL SERIES

SPECIFICATIONS


- KVA: 8.1KVA
- Max Watts: 6500w
- Rated Watts: 6000w
- Power Outlets: 3 (15amp)
- Power: 50Hz/240v
- DB: 72dB
- Starting System: Electric
- Net Weight: 198.5 lbs
- Operating Hours: 11.3h at 50% load

FEATURES

- Sine wave technology
- Automatic voltage regulator (AVR)
- Torini 4 stroke engine
- 3 x 15amp power outlets
- Large capacity 6.5 gal tank
- Large volume muffler 72dB(A)
- 12 Volt outlet
- Battery included

Dimensions: 27.5" x 28" x 28"

6.5 GALLON TANK



3 YEAR ENGINE WARRANTY
4 YEARS DOMESTIC USE

➤ GENERATORS CONSTRUCTION SERIES

**ON-SITE POWER SHORTAGE IS NOT A PROBLEM WHEN YOU
HAVE AN SP CONSTRUCTION SERIES GENERATOR.**

RELIABLE, ROBUST & EASY TO USE. NEVER BE WITHOUT POWER AGAIN

POWERED BY

TORINI
ENGINES

SP Construction Series Generators all use a superior Automatic Voltage Regulator (AVR*) with a Digital Stability Control Program. This allows voltage to be calculated and controlled at the outlet and not the alternator. With Hi-Lo Limit Electronic Safety Shut Off this makes SP Construction Series Generators one of the safest and advanced generators around.

SP use leading edge alternator and electronic technology to offer a range of generators that produce a very pure energy supply. This clean and pure form of energy makes SP Construction Series Generators suitable to power even the most delicate electronic devices like laptops.

SP combined a strong rugged design with easy operation to offer one of the worlds most reliable and dependable range of generators.

SP have fitted IP66* Rated power outlets and RCD to their already famous professional generators to offer the most robust generators available to the building and construction industry.



SPGC8100E

GENERATOR - 15HP CONSTRUCTION SERIES

SPECIFICATIONS

- KVA: 8.1KVA
- Max Watts: 6500w
- Rated Watts: 6000w
- Power Outlets: 2 (15amp)
- Power: 50Hz/240v
- DB: 72dB
- Starting System: Electric
- Net Weight: 200 lbs
- Operating Hours: 11.3h at 50% load

FEATURES

- Sine wave technology
- Automatic voltage regulator
- RCD - Residual current circuit breaker
- Torini 4 stroke engine
- 2 x 15amp power outlets - IP66 rated
- Large capacity 6.5 gal tank
- Electric start
- Large volume muffler 72dB(A)
- 12 Volt outlet
- Battery included

Dimensions: 26.5" x 27.5" x 26.5"

6.5 GALLON TANK



PURE SINE WAVE

AVR
AUTOMATIC VOLTAGE REGULATOR



IP66
WEATHER PROOF

3 YEAR ENGINE WARRANTY
4 YEARS DOMESTIC USE



SPGC12000E

GENERATOR - 20HP CONSTRUCTION SERIES

SPECIFICATIONS

- KVA: 12KVA
- Max Watts: 9500w
- Rated Watts: 8500w
- Power Outlets: 3 (15amp)
- Power: 50Hz/240v
- DB: 76dB
- Starting System: Electric
- Net Weight: 315 lbs
- Operating Hours: 20h at 50% load

FEATURES

- Sine wave technology
- Automatic voltage regulator
- RCD - Residual current circuit breaker
- Torini 4 stroke engine
- 3 x 15amp power outlets - IP66 rated
- Large capacity 12 gal tank
- Electric start
- Large volume muffler 76dB(A) @ 7 Meters
- 12 Volt outlet
- Pressure lubrication system
- Screw on replaceable oil filter
- Hour meter
- Battery included

Dimensions: 33.5" x 31" x 30.7"

12 GALLON TANK



AVR
AUTOMATIC VOLTAGE REGULATOR

PURE SINE WAVE

IP66
WEATHER PROOF

RCD
RESIDUAL CURRENT DEVICE

3 YEAR ENGINE WARRANTY
4 YEARS DOMESTIC USE

DIESEL POWERED



SPGD6800E

GENERATOR - 10HP CONSTRUCTION SERIES DIESEL POWERED

SPECIFICATIONS

- KVA: 6.8KVA
- Max Watts: 5500w
- Rated Watts: 5000w
- Power Outlets: 2 (15amp)
- Power: 50Hz/240v
- DB: 111dB
- Starting System: Electric
- Net Weight: 247 lbs
- Operating Hours: 10h at 50% load

FEATURES

- Sine wave technology
- Automatic voltage regulator
- RCD - Residual current circuit breaker
- Torini 4 stroke diesel engine
- 2 x 15amp power outlets - IP66 rated
- Fuel capacity: 4 gal tank
- Electric start
- Large volume muffler 111dB(A)
- Automatic decompression
- Low oil alert
- Heavy duty construction
- Pressure lubrication system
- Easy access oil filter
- Battery included

Dimensions: 33.5" x 31" x 30.7"

4 GALLON TANK



PURE SINE WAVE

3 YEAR ENGINE WARRANTY
4 YEARS DOMESTIC USE

IP66
WEATHER PROOF

AVR
AUTOMATIC VOLTAGE REGULATOR

RCD
RESIDUAL CURRENT DEVICE

14 | SHOP VACS

EVERY WORKSHOP NEEDS TO BE KEPT CLEAN TO PROVIDE NOT ONLY A SAFE WORKING ENVIRONMENT BUT ALSO AN EFFICIENT ONE. OUR WET & DRY VACUUMS ARE JUST THE TOOL TO DO THE JOB. WITH EXTRA POWERFUL MOTORS, HEAVY DUTY DRUMS WITH EASY EMPTY DRAINS, YOU ARE SURE TO FIND THE CLEANING SOLUTION YOU NEED.

SP020

VACUUM CLEANER/BLOWER WET & DRY - 5.25 GAL 1250W COMMERCIAL


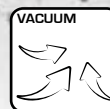
SPECIFICATIONS

- 1250W high power motor
- Vacuum: 16kpa
- Air Flow: 10.5 gal/s

FEATURES

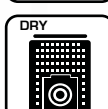

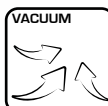
- 5.25 gal stainless steel container
- Wet and dry vacuum cleaner
- Powerful blower port instantly converts vacuum to power blower
- Light weight and compact
- Swivel castors provide convenient multi-direction movement
- 10ft power cord with cord hook
- On board accessories storage

ON-BOARD
ACCESSORY
STORAGE



EQUIPMENT INCLUDED

- Extension Wand
- Floor Nozzle
- Crevice Nozzle
- Gulper Nozzle
- 5ft Hose (32mm Ø)



SP040

VACUUM CLEANER/BLOWER WET & DRY - 10.5 GAL 1400W COMMERCIAL

SPECIFICATIONS

- 1400W high power motor
- Vacuum: 19kpa
- Air Flow: 15 gal/s

FEATURES

- 10.5 gal stainless steel container
- Wet and dry vacuum cleaner
- Easily converts from vacuum to power blower
- Built-in easy drainage system
- Swivel castors and large rear wheels provide ease of movement in any direction
- 15.75ft power cord with cord hook
- Removable steel handle for easy storage
- Filtered intake and outlet exhaust

EQUIPMENT INCLUDED

- Extension Wand
- Floor Nozzle
- Crevice Nozzle
- Gulper Nozzle
- 1.5" Hose (38mm Ø)

ON-BOARD
ACCESSORY
STORAGE



1085SP - T821512

PART No.	PAGE	PART No.	PAGE	PART No.	PAGE	PART No.	PAGE	PART No.	PAGE
1085SP	327	SP10212	120	SP-1133SX-2	307	SP13019	138	SP15118	145
260SP	327	SP10222	126	SP-1140EX	308	SP13020	138	SP15122	145
350SP	327	SP10236	132	SP-1140EXL	308	SP13021	138	SP15151	145
460SP	327	SP10262	120	SP11-40X	322	SP13022	138	SP15154	145
485SP	327	SP10272	126	SP-1142	307	SP13023	138	SP15160	145
710SP	327	SP10284	132	SP-1146	307	SP13024	138	SP15163	145
C127-4	319	SP10311	125	SP-1157	308	SP13025	138	SP15165	145
C127-6	319	SP10318	125	SP-1158	309	SP13026	138	SP15206	145
C127-8	319	SP10334	124	SP-1158L	309	SP13051	138	SP15210	145
CHI-SP1	318	SP10358	125	SP-1158M	309	SP13053	138	SP15214	145
D06	318	SP10367	125	SP-1190-2	310	SP13054	138	SP15218	145
D23	318	SP10389	124	SP-1190-8	310	SP13055	138	SP-1529	313
D59	318	SP10406	128	SP-1190P	309	SP13056	138	SP15308	145
D60	318	SP10412	129	SP-1201	311	SP13057	138	SP-1531	313
DCK-2	319	SP10423	237	SP-1202	312	SP13058	138	SP15312	145
DLC-15	319	SP10429	133	SP12051	137	SP13059	138	SP15313	145
DLC-17	319	SP10454	128	SP12052	137	SP13060	138	SP15316	145
DLC-9	319	SP10468	129	SP12053	137	SP13061	138	SP15317	145
MMLSP	197	SP10628	130	SP12054	137	SP13062	138	SP15322	145
MOL-21	317	SP10676	130	SP12055	137	SP13063	138	SP15351	145
PD-6HV	319	SP11006	137	SP12056	137	SP-1330H	315	SP15354	145
SAW-B100	319	SP11007	137	SP12057	137	SP13-50X	323	SP15360	145
SAW-C100	319	SP11008	137	SP12058	137	SP14	323	SP15363	145
SP020	337	SP11009	137	SP12059	137	SP-1400	316	SP15408	146
SP040	337	SP11010	137	SP12060	137	SP14028	144	SP15410	146
SP10001	118	SP11011	137	SP12061	137	SP14030	144	SP15412	146
SP10011	115	SP11012	137	SP12062	137	SP14032	144	SP15414	146
SP10014	116	SP11013	137	SP12063	137	SP14033	144	SP15416	146
SP10017	116	SP11014	137	SP12064	137	SP14034	144	SP15418	146
SP10019	118	SP11015	137	SP12065	137	SP14035	144	SP15420	146
SP10020	119	SP11016	137	SP12066	137	SP14037	144	SP15421	146
SP10027	115	SP11017	137	SP12067	137	SP14039	144	SP15424	146
SP10036	131	SP11018	137	SP12068	137	SP-1405	316	SP15508	146
SP10044	134	SP11019	137	SP12069	137	SP14072	144	SP15509	146
SP10061	115	SP11020	137	SP12070	137	SP14073	144	SP15552	146
SP10063	116	SP11021	137	SP12072	137	SP14075	144	SP16010	146
SP10069	118	SP11022	137	SP12073	137	SP14076	144	SP16012	146
SP10070	119	SP11023	137	SP12074	137	SP14078	144	SP16014	146
SP10077	115	SP11024	137	SP12075	137	SP14079	144	SP16019	146
SP10084	131	SP11025	137	SP12076	137	SP15008	144	SP16051	146
SP10094	134	SP11026	137	SP12078	137	SP15012	144	SP16054	146
SP10109	121	SP11027	137	SP-1211	311	SP15013	144	SP16057	146
SP10111	122	SP11030	137	SP12-50X	323	SP15016	144	SP16060	146
SP10118	123	SP11032	137	SP-1257	312	SP15017	144	SP16110	147
SP10131	121	SP11034	137	SP13008	138	SP15022	144	SP16112	147
SP10136	133	SP11036	137	SP13010	138	SP15051	144	SP16114	147
SP10139	127	SP11038	137	SP13011	138	SP15054	144	SP16119	147
SP10144	135	SP11041	137	SP13012	138	SP15060	144	SP16151	147
SP10158	121	SP11046	137	SP13013	138	SP15063	144	SP16154	147
SP10167	123	SP11050	137	SP13014	138	SP15108	145	SP16157	147
SP10169	127	SP-111	319	SP13015	138	SP15110	145	SP16160	147
SP10185	133	SP11-12X	322	SP13016	138	SP15112	145	SP17	324
SP10188	121	SP-113	319	SP13017	138	SP15114	145	SP17008	140
SP10194	135	SP-1133SX	306	SP13018	138	SP15116	145	SP17010	140

SP17011 - SP19438

PART No.	PAGE	PART No.	PAGE	PART No.	PAGE	PART No.	PAGE	PART No.	PAGE
SP17011	140	SP17132	139	SP17355	141	SP17516	142	SP17818	143
SP17012	140	SP17151	139	SP17356	141	SP17517	142	SP17819	143
SP17013	140	SP17152	139	SP17357	141	SP17518	142	SP17852	143
SP17014	140	SP17153	139	SP17358	141	SP17519	142	SP17853	143
SP17015	140	SP17154	139	SP17359	141	SP17552	142	SP17854	143
SP17016	140	SP17155	139	SP17406	141	SP17553	142	SP17855	143
SP17017	140	SP17156	139	SP17407	141	SP17554	142	SP17856	143
SP17018	140	SP17157	139	SP17408	141	SP17555	142	SP17857	143
SP17019	140	SP17158	139	SP17409	141	SP17556	142	SP17858	143
SP17020	140	SP17159	139	SP17410	141	SP17557	142	SP17859	143
SP17021	140	SP17160	139	SP17411	141	SP17558	142	SP17P	324
SP17022	140	SP17161	139	SP17412	141	SP17559	142	SP18	324
SP17024	140	SP17162	139	SP17413	141	SP17608	143	SP1800	325
SP17026	140	SP17163	139	SP17414	141	SP17610	143	SP18052	148
SP17027	140	SP17164	139	SP17415	141	SP17612	143	SP18053	148
SP17030	140	SP17165	139	SP17416	141	SP17614	143	SP18057	148
SP17032	140	SP17167	139	SP17417	141	SP17616	143	SP18058	148
SP17052	140	SP17208	139	SP17418	141	SP17617	143	SP18062	148
SP17053	140	SP17210	139	SP17419	141	SP-1762	306	SP18063	148
SP17054	140	SP17211	139	SP17420	141	SP-1764	307	SP18067	148
SP17055	140	SP17212	139	SP17421	141	SP17652	143	SP18068	148
SP17056	140	SP17213	139	SP17422	141	SP17654	143	SP18072	148
SP17057	140	SP17214	139	SP17423	141	SP17655	143	SP18073	148
SP17058	140	SP17215	139	SP17424	141	SP17656	143	SP18077	148
SP17059	140	SP17216	139	SP17425	141	SP17708	142	SP18078	148
SP17060	140	SP17217	139	SP17426	141	SP17709	142	SP18082	148
SP17061	140	SP17218	139	SP17427	141	SP17710	142	SP18083	148
SP17062	140	SP17219	139	SP17428	141	SP17711	142	SP18087	148
SP17063	140	SP17252	139	SP17430	141	SP17712	142	SP18088	148
SP17064	140	SP17253	139	SP17432	141	SP17713	142	SP18093	149
SP17065	140	SP17254	139	SP17451	141	SP17714	142	SP-1900	310
SP17067	140	SP17255	139	SP17452	141	SP17715	142	SP19304	149
SP17106	139	SP17256	139	SP17453	141	SP17716	142	SP19305	149
SP17107	139	SP17257	139	SP17454	141	SP17717	142	SP19310	149
SP17108	139	SP17258	139	SP17455	141	SP17718	142	SP19314	149
SP17109	139	SP17259	139	SP17456	141	SP17719	142	SP19315	149
SP17110	139	SP17306	141	SP17457	141	SP17752	142	SP19316	149
SP17111	139	SP17307	141	SP17458	141	SP17753	142	SP19317	149
SP17112	139	SP17308	141	SP17459	141	SP17754	142	SP19319	149
SP17113	139	SP17309	141	SP17460	141	SP17755	142	SP19321	149
SP17114	139	SP17310	141	SP17461	141	SP17756	142	SP19322	149
SP17115	139	SP17311	141	SP17462	141	SP17757	142	SP19325	149
SP17116	139	SP17312	141	SP17463	141	SP17758	142	SP19327	149
SP17117	139	SP17313	141	SP17464	141	SP17759	142	SP19328	149
SP17118	139	SP17314	141	SP17465	141	SP17808	143	SP19330	149
SP17119	139	SP17315	141	SP17467	141	SP17809	143	SP19332	149
SP17120	139	SP17316	141	SP17508	142	SP17810	143	SP19333	149
SP17121	139	SP17317	141	SP17509	142	SP17811	143	SP19334	149
SP17122	139	SP17318	141	SP17510	142	SP17812	143	SP19335	149
SP17123	139	SP17319	141	SP17511	142	SP17813	143	SP19430	149
SP17124	139	SP17351	141	SP17512	142	SP17814	143	SP19432	149
SP17125	139	SP17352	141	SP17513	142	SP17815	143	SP19434	149
SP17127	139	SP17353	141	SP17514	142	SP17816	143	SP19436	149
SP17130	139	SP17354	141	SP17515	142	SP17817	143	SP19438	149

SP19441 - SP22166

PART No.	PAGE	PART No.	PAGE	PART No.	PAGE	PART No.	PAGE	PART No.	PAGE
SP19441	149	SP20330	72	SP-205A	319	SP21316	75	SP21607	74
SP19446	149	SP20331	72	SP-205D	319	SP21317	75	SP21608	74
SP19455	149	SP20332	72	SP20601	67	SP21320	76	SP21609	74
SP19460	149	SP20333	72	SP20800	57	SP21328	78	SP21610	74
SP19465	149	SP20340	72	SP20808	57	SP21330	75	SP21611	74
SP19475	149	SP20341	72	SP20809	57	SP21334	75	SP21612	74
SP19480	149	SP20350	98	SP20810	57	SP21335	75	SP21613	74
SP19485	149	SP20351	98	SP20811	57	SP21336	75	SP21651	74
SP19490	149	SP20355	99	SP20812	57	SP21337	75	SP21652	74
SP19495	149	SP20360	99	SP20813	57	SP21361	76	SP21653	74
SP19500	149	SP20361	99	SP20814	57	SP21365	77	SP21654	74
SP20100	59	SP20370	95	SP20817	57	SP21366	76	SP21655	74
SP20101	58	SP20375	95	SP20819	57	SP21404	74	SP21656	74
SP20102	59	SP20380	95	SP20988	56	SP21405	74	SP21657	74
SP20121	59	SP20385	99	SP21004	74	SP21406	74	SP21658	74
SP20130	69	SP20390	99	SP21005	74	SP21407	74	SP21659	74
SP20131	69	SP20391	103	SP21006	74	SP21408	74	SP22006	78
SP20132	69	SP20393	103	SP21007	74	SP21409	74	SP22007	78
SP20133	69	SP20395	103	SP21008	74	SP21410	74	SP22008	78
SP20140	69	SP20396	103	SP21009	74	SP21411	74	SP22009	78
SP20141	69	SP20397	103	SP21010	74	SP21412	74	SP22010	78
SP20142	69	SP20398	103	SP21011	74	SP21413	74	SP22011	78
SP20143	69	SP203R	73	SP21012	74	SP21414	74	SP22012	78
SP201R	73	SP203RM	73	SP21013	74	SP21451	74	SP22013	78
SP201RM	73	SP203RQL	73	SP21014	74	SP21452	74	SP22014	78
SP20200	62	SP20400	66	SP21051	74	SP21453	74	SP22015	78
SP20201	61	SP20410	96	SP21052	74	SP21454	74	SP22016	78
SP20202	62	SP20415	96	SP21053	74	SP21455	74	SP22017	78
SP20210	136	SP20420	96	SP21054	74	SP21456	74	SP22018	78
SP20215	226	SP20425	96	SP21055	74	SP21457	74	SP22019	78
SP20220	62	SP20440	68	SP21056	74	SP21458	74	SP22020	78
SP20230	70	SP20470	99	SP21057	74	SP21459	74	SP22021	78
SP20231	70	SP-2051	319	SP21058	74	SP21504	74	SP22022	78
SP20232	70	SP20510	97	SP21059	74	SP21505	74	SP22051	78
SP20233	70	SP20515	97	SP21110	75	SP21506	74	SP22052	78
SP20235	70	SP-2051B	319	SP21115	75	SP21507	74	SP22053	78
SP20240	70	SP-2053	319	SP21120	75	SP21508	74	SP22054	78
SP20241	70	SP-2053B	319	SP21125	75	SP21509	74	SP22055	78
SP20242	70	SP20540	69	SP21203	75	SP21510	74	SP22056	78
SP20243	70	SP20541	70	SP21204	75	SP21511	74	SP22057	78
SP20250	98	SP20542	71	SP21205	75	SP21512	74	SP22058	78
SP20255	98	SP20543	71	SP21206	75	SP21513	74	SP22059	78
SP20260	98	SP20544	71	SP21251	75	SP21551	74	SP22060	78
SP20280	56	SP20545	68	SP21252	75	SP21552	74	SP22061	78
SP20290	61	SP20546	68	SP21253	75	SP21553	74	SP22127	80
SP202R	73	SP20547	71	SP21254	75	SP21554	74	SP22130	80
SP202RM	73	SP20550	71	SP21255	75	SP21555	74	SP22140	80
SP202RQL	73	SP20551	71	SP21302	77	SP21556	74	SP22145	80
SP20300	64	SP20561	72	SP21305	76	SP21557	74	SP-2215	313
SP20306	67	SP20563	72	SP21306	77	SP21558	74	SP22150	80
SP20310	94	SP20566	73	SP21309	76	SP21559	74	SP22155	80
SP20315	94	SP20568	73	SP21310	77	SP21604	74	SP22164	80
SP20320	94	SP20574	136	SP21311	77	SP21605	74	SP22165	80
SP20325	94	SP20594	136	SP21315	75	SP21606	74	SP22166	80

SP22167- SP23306

PART No.	PAGE	PART No.	PAGE	PART No.	PAGE	PART No.	PAGE	PART No.	PAGE
SP22167	80	SP22346	101	SP22551	78	SP22758	100	SP23018	84
SP22168	80	SP22347	101	SP22552	78	SP22759	100	SP23019	84
SP22170	80	SP22350	101	SP22553	78	SP22760	100	SP23020	84
SP22171	80	SP22356	101	SP22554	78	SP22761	100	SP23021	84
SP22172	80	SP22361	82	SP22555	78	SP22807	100	SP23022	84
SP22174	80	SP22365	83	SP22556	78	SP22808	100	SP23023	84
SP22176	80	SP22366	82	SP22557	78	SP22809	100	SP23024	84
SP22178	80	SP22410	79	SP22558	78	SP22810	100	SP23025	84
SP22180	80	SP22411	79	SP22559	78	SP22811	100	SP23026	84
SP22206	80	SP22412	79	SP22560	78	SP22812	100	SP23027	84
SP22207	80	SP22413	79	SP22561	78	SP22813	100	SP23030	84
SP22208	80	SP22414	79	SP-2257	312	SP22814	100	SP23032	84
SP22209	80	SP22415	79	SP22608	79	SP22815	100	SP23053	84
SP22210	80	SP22416	79	SP22610	79	SP22816	100	SP23054	84
SP22251	80	SP22417	79	SP22611	79	SP22817	100	SP23055	84
SP22252	80	SP22418	79	SP22612	79	SP22818	100	SP23056	84
SP22253	80	SP22419	79	SP22613	79	SP22819	100	SP23057	84
SP22254	80	SP22451	79	SP22614	79	SP22820	100	SP23058	84
SP22255	80	SP22452	79	SP22615	79	SP22821	100	SP23059	84
SP22270	147	SP22453	79	SP22616	79	SP22822	100	SP-2306	314
SP22271	147	SP22454	79	SP22617	79	SP22851	100	SP23060	84
SP22272	147	SP22455	79	SP22618	79	SP22852	100	SP23061	84
SP22273	147	SP22456	79	SP22619	79	SP22853	100	SP23062	84
SP22274	147	SP22457	79	SP22651	79	SP22854	100	SP23063	84
SP22275	147	SP22458	79	SP22652	79	SP22855	100	SP23064	84
SP22276	147	SP22484	80	SP22653	79	SP22856	100	SP23065	84
SP22277	147	SP22485	80	SP22654	79	SP22857	100	SP23066	84
SP22278	147	SP22487	80	SP22655	79	SP22858	100	SP23067	84
SP22279	147	SP22488	80	SP22656	79	SP22859	100	SP-2308	314
SP22291	147	SP22490	81	SP22657	79	SP22860	100	SP23206	86
SP22292	147	SP22491	80	SP22658	79	SP22861	100	SP23207	86
SP22293	147	SP22492	80	SP22707	100	SP22904	101	SP23208	86
SP22294	147	SP22493	81	SP22708	100	SP22905	101	SP23210	86
SP22295	147	SP22494	80	SP22709	100	SP22906	101	SP23212	86
SP22296	147	SP22495	81	SP22710	100	SP22907	101	SP23214	86
SP22297	147	SP22496	80	SP22711	100	SP22908	101	SP23217	86
SP22302	83	SP22499	81	SP22712	100	SP22909	101	SP23228	86
SP22305	82	SP22506	78	SP22713	100	SP22910	101	SP23230	86
SP22307	83	SP22507	78	SP22714	100	SP22953	101	SP23251	86
SP22309	82	SP22508	78	SP22715	100	SP22954	101	SP23252	86
SP22310	83	SP22509	78	SP22716	100	SP22955	101	SP23253	86
SP22311	83	SP22510	78	SP22717	100	SP22956	101	SP23254	86
SP22315	81	SP22511	78	SP22718	100	SP22957	101	SP23255	86
SP22316	81	SP22512	78	SP22719	100	SP22958	101	SP23256	86
SP22317	81	SP22513	78	SP22720	100	SP22959	101	SP23257	86
SP22320	82	SP22514	78	SP22721	100	SP22960	101	SP23258	86
SP22325	82	SP22515	78	SP22722	100	SP23010	84	SP23259	86
SP22326	82	SP22516	78	SP22751	100	SP23011	84	SP23276	86
SP22328	84	SP22517	78	SP22752	100	SP23012	84	SP23278	86
SP22330	81	SP22518	78	SP22753	100	SP23013	84	SP23280	86
SP22335	81	SP22519	78	SP22754	100	SP23014	84	SP23282	86
SP22336	81	SP22520	78	SP22755	100	SP23015	84	SP23302	88
SP22337	81	SP22521	78	SP22756	100	SP23016	84	SP23305	87
SP22345	101	SP22522	78	SP22757	100	SP23017	84	SP23306	88

SP23308 - SP24728

PART No.	PAGE	PART No.	PAGE	PART No.	PAGE	PART No.	PAGE	PART No.	PAGE
SP23308	89	SP23511	84	SP23732	102	SP23857	102	SP24030	90
SP23309	88	SP23512	84	SP23733	102	SP23858	102	SP24032	90
SP23310	89	SP23513	84	SP23734	102	SP23859	102	SP24036	90
SP23312	89	SP23514	84	SP23735	102	SP23860	102	SP24038	90
SP23315	87	SP23515	84	SP23736	102	SP23861	102	SP24041	90
SP23316	87	SP23516	84	SP23752	102	SP23862	102	SP24046	90
SP23317	87	SP23517	84	SP23753	102	SP23863	102	SP24050	90
SP23318	89	SP23518	84	SP23754	102	SP23864	102	SP24055	90
SP23319	89	SP23519	84	SP23755	102	SP23865	102	SP24059	90
SP-2331H	315	SP23520	84	SP23756	102	SP23866	102	SP24060	90
SP23320	87	SP23521	84	SP23757	102	SP23867	102	SP24061	90
SP23326	87	SP23522	84	SP23758	102	SP23868	102	SP24062	90
SP23330	86	SP23523	84	SP23759	102	SP23869	102	SP24063	90
SP23336	86	SP23524	84	SP23760	102	SP23870	102	SP24064	90
SP23337	86	SP23525	84	SP23761	102	SP23871	102	SP24065	90
SP23338	86	SP23526	84	SP23762	102	SP23890	103	SP24066	90
SP23345	103	SP23527	84	SP23763	102	SP23892	103	SP24067	90
SP23346	103	SP23530	84	SP23764	102	SP23894	103	SP24068	90
SP23347	103	SP23532	84	SP23765	102	SP23904	103	SP24069	90
SP23348	103	SP23553	84	SP23766	102	SP23905	103	SP24070	90
SP23350	103	SP23554	84	SP23767	102	SP23906	103	SP24071	90
SP23355	103	SP23555	84	SP23768	102	SP23907	103	SP24073	90
SP23356	103	SP23556	84	SP23769	102	SP23908	103	SP24075	90
SP23361	88	SP23557	84	SP23770	102	SP23909	103	SP24077	90
SP23365	88	SP23558	84	SP23771	102	SP23910	103	SP24305	91
SP23366	88	SP23559	84	SP23808	102	SP23912	103	SP24310	91
SP23398	89	SP23560	84	SP23810	102	SP23914	103	SP24315	90
SP23410	85	SP23561	84	SP23811	102	SP23917	103	SP24316	90
SP23411	85	SP23562	84	SP23812	102	SP23919	103	SP24320	90
SP23412	85	SP23563	84	SP23813	102	SP23951	103	SP24325	91
SP23413	85	SP23564	84	SP23814	102	SP23952	103	SP24345	105
SP23414	85	SP23565	84	SP23815	102	SP23953	103	SP24346	105
SP23415	85	SP23566	84	SP23816	102	SP23954	103	SP24347	105
SP23416	85	SP23567	84	SP23817	102	SP23955	103	SP24348	105
SP23417	85	SP-2370	315	SP23818	102	SP23956	103	SP24350	105
SP23418	85	SP23708	102	SP23819	102	SP23957	103	SP24355	105
SP23419	85	SP23710	102	SP23820	102	SP23958	103	SP24356	105
SP23421	85	SP23711	102	SP23821	102	SP23959	103	SP-2470	316
SP23422	85	SP23712	102	SP23822	102	SP23960	103	SP24701	104
SP23424	85	SP23713	102	SP23823	102	SP23961	103	SP24702	104
SP23453	85	SP23714	102	SP23824	102	SP23962	103	SP24703	104
SP23454	85	SP23715	102	SP23826	102	SP23981	103	SP24717	104
SP23455	85	SP23716	102	SP23827	102	SP23982	103	SP24718	104
SP23456	85	SP23717	102	SP23830	102	SP23984	103	SP24719	104
SP23457	85	SP23718	102	SP23832	102	SP23985	103	SP-2472	316
SP23458	85	SP23719	102	SP23833	102	SP23986	103	SP24720	104
SP23459	85	SP23720	102	SP23834	102	SP23987	103	SP24721	104
SP23460	85	SP23721	102	SP23835	102	SP23988	103	SP24722	104
SP23461	85	SP23722	102	SP23836	102	SP23989	103	SP24723	104
SP23462	85	SP23723	102	SP23852	102	SP23990	103	SP24724	104
SP23463	85	SP23724	102	SP23853	102	SP24019	90	SP24725	104
SP23491	86	SP23726	102	SP23854	102	SP24022	90	SP24726	104
SP23492	86	SP23727	102	SP23855	102	SP24024	90	SP24727	104
SP23510	84	SP23730	102	SP23856	102	SP24027	90	SP24728	104

SP24729 - SP26000

PART No.	PAGE	PART No.	PAGE	PART No.	PAGE	PART No.	PAGE	PART No.	PAGE
SP24729	104	SP24821	104	SP24930	105	SP25754	106	SP25894	106
SP24730	104	SP24822	104	SP24932	105	SP25755	106	SP25895	106
SP24732	104	SP24824	104	SP24934	105	SP25756	106	SP25897	106
SP24733	104	SP24826	104	SP24937	105	SP25757	106	SP25899	106
SP24734	104	SP24827	104	SP24939	105	SP25758	106	SP25901	106
SP24735	104	SP24828	104	SP24942	105	SP25760	106	SP25903	106
SP24736	104	SP24830	104	SP24944	105	SP25763	106	SP25905	106
SP24738	104	SP24832	104	SP24947	105	SP25765	106	SP25907	106
SP24739	104	SP24833	104	SP24958	105	SP25770	106	SP25909	106
SP24741	104	SP24834	104	SP24959	105	SP25775	106	SP25911	106
SP24746	104	SP24835	104	SP24960	105	SP25780	106	SP25913	106
SP24750	104	SP24836	104	SP24961	105	SP25785	106	SP25915	106
SP24752	104	SP24838	104	SP24962	105	SP25790	106	SP25916	106
SP24754	104	SP24841	104	SP24963	105	SP25795	106	SP25919	107
SP24755	104	SP24846	104	SP24964	105	SP25800	106	SP25920	107
SP24756	104	SP24850	104	SP24965	105	SP25805	106	SP25921	107
SP24760	104	SP24852	104	SP25	325	SP25810	106	SP25922	107
SP24761	104	SP24854	104	SP-2510AH	312	SP25815	106	SP25923	107
SP24762	104	SP24855	104	SP25345	107	SP25858	106	SP25924	107
SP24763	104	SP24860	104	SP25346	107	SP25859	106	SP25926	107
SP24764	104	SP24861	104	SP25347	107	SP25860	106	SP25927	107
SP24765	104	SP24862	104	SP25348	107	SP25861	106	SP25928	107
SP24766	104	SP24863	104	SP25350	107	SP25862	106	SP25929	107
SP24767	104	SP24864	104	SP25355	107	SP25863	106	SP25930	107
SP24768	104	SP24865	104	SP25357	107	SP25864	106	SP25932	107
SP24769	104	SP24866	104	SP25719	106	SP25865	106	SP25933	107
SP24770	104	SP24867	104	SP25720	106	SP25866	106	SP25934	107
SP24771	104	SP24868	104	SP25721	106	SP25867	106	SP25935	107
SP24772	104	SP24869	104	SP25722	106	SP25868	106	SP25936	107
SP24773	104	SP24870	104	SP25724	106	SP25869	106	SP25937	107
SP24774	104	SP24871	104	SP25725	106	SP25870	106	SP25938	107
SP24775	104	SP24872	104	SP25726	106	SP25871	106	SP25941	107
SP24776	104	SP24873	104	SP25727	106	SP25872	106	SP25942	107
SP24777	104	SP24874	104	SP25728	106	SP25873	106	SP25943	107
SP24778	104	SP24875	104	SP25729	106	SP25874	106	SP25944	107
SP24779	104	SP24876	104	SP25730	106	SP25875	106	SP25945	107
SP24780	104	SP24877	104	SP25732	106	SP25876	106	SP25946	107
SP24781	104	SP24878	104	SP25733	106	SP25877	106	SP25948	107
SP24782	104	SP24879	104	SP25734	106	SP25878	106	SP25950	107
SP24783	104	SP24880	104	SP25735	106	SP25879	106	SP25952	107
SP24784	104	SP24881	104	SP25736	106	SP25880	106	SP25954	107
SP24785	104	SP24882	104	SP25738	106	SP25881	106	SP25955	107
SP24786	104	SP24883	104	SP25740	106	SP25882	106	SP25957	107
SP24787	104	SP24885	104	SP25741	106	SP25883	106	SP25958	107
SP24794	104	SP24887	104	SP25742	106	SP25884	106	SP25960	107
SP24795	104	SP24894	104	SP25743	106	SP25885	106	SP25963	107
SP24796	104	SP24895	104	SP25744	106	SP25886	106	SP25965	107
SP24797	104	SP24896	104	SP25745	106	SP25887	106	SP25970	107
SP24801	104	SP24905	105	SP25746	106	SP25888	106	SP25975	107
SP24802	104	SP24908	105	SP25747	106	SP25889	106	SP25980	107
SP24817	104	SP24917	105	SP25748	106	SP25890	106	SP25985	107
SP24818	104	SP24919	105	SP25750	106	SP25891	106	SP25990	107
SP24819	104	SP24920	105	SP25752	106	SP25892	106	SP25995	107
SP-2482	316	SP24921	105	SP25753	106	SP25893	106	SP26000	107

SP26005 - SP27339

PART No.	PAGE	PART No.	PAGE	PART No.	PAGE	PART No.	PAGE	PART No.	PAGE
SP26005	107	SP26219	106	SP26682	108	SP26780	109	SP26918	109
SP26010	107	SP26222	106	SP26683	108	SP26785	109	SP26919	109
SP26015	107	SP26224	106	SP26684	108	SP26790	109	SP26921	109
SP26058	107	SP26227	106	SP26685	108	SP26795	109	SP26923	109
SP26059	107	SP26230	106	SP26686	108	SP26800	109	SP27075	110
SP26060	107	SP26232	106	SP26687	108	SP26805	109	SP27076	110
SP26061	107	SP26260	106	SP26688	108	SP26810	109	SP27080	110
SP26062	107	SP26261	106	SP26689	108	SP26815	109	SP27085	110
SP26063	107	SP26262	106	SP26690	108	SP26820	109	SP27090	110
SP26064	107	SP26263	106	SP26691	108	SP26873	109	SP27095	110
SP26065	107	SP26264	106	SP26692	108	SP26874	109	SP27100	110
SP26066	107	SP26265	106	SP26693	108	SP26875	109	SP27105	110
SP26067	107	SP26345	109	SP26694	108	SP26876	109	SP27110	110
SP26068	107	SP26346	109	SP26695	108	SP26877	109	SP27115	110
SP26069	107	SP26350	109	SP26696	108	SP26878	109	SP27120	110
SP26070	107	SP26355	109	SP26697	108	SP26879	109	SP27125	110
SP26071	107	SP26356	109	SP26698	108	SP26880	109	SP27130	110
SP26072	107	SP26536	108	SP26699	108	SP26881	109	SP27135	110
SP26073	107	SP26538	108	SP26700	108	SP26882	109	SP27140	110
SP26074	107	SP26541	108	SP26701	108	SP26883	109	SP27145	110
SP26075	107	SP26546	108	SP26702	108	SP26884	109	SP27150	110
SP26076	107	SP26550	108	SP26703	108	SP26885	109	SP27155	110
SP26077	107	SP26554	108	SP26704	108	SP26886	109	SP27160	110
SP26078	107	SP26555	108	SP26705	108	SP26887	109	SP27165	110
SP26079	107	SP26558	108	SP26706	108	SP26888	109	SP27170	110
SP26080	107	SP26560	108	SP26707	108	SP26889	109	SP27175	110
SP26081	107	SP26562	108	SP26708	108	SP26890	109	SP27180	110
SP26082	107	SP26565	108	SP26709	108	SP26891	109	SP27185	110
SP26083	107	SP26568	108	SP26710	108	SP26892	109	SP27190	110
SP26084	107	SP26570	108	SP26711	108	SP26893	109	SP27200	110
SP26085	107	SP26573	108	SP26712	108	SP26894	109	SP27295	110
SP26086	107	SP26575	108	SP26713	108	SP26895	109	SP27297	110
SP26087	107	SP26578	108	SP26714	108	SP26896	109	SP27299	110
SP26088	107	SP26580	108	SP26715	108	SP26897	109	SP-2730	314
SP26089	107	SP26585	108	SP26716	108	SP26898	109	SP27301	110
SP26090	107	SP26590	108	SP26717	108	SP26899	109	SP27303	110
SP26091	107	SP26595	108	SP26718	108	SP26900	109	SP27305	110
SP26092	107	SP26600	108	SP26719	108	SP26901	109	SP27307	110
SP26093	107	SP26605	108	SP26720	108	SP26902	109	SP27309	110
SP26094	107	SP26610	108	SP26721	108	SP26903	109	SP27311	110
SP26095	107	SP26615	108	SP26741	109	SP26904	109	SP27313	110
SP26097	107	SP26620	108	SP26746	109	SP26905	109	SP27315	110
SP26099	107	SP26625	108	SP26750	109	SP26906	109	SP27317	110
SP26101	107	SP26671	108	SP26754	109	SP26907	109	SP27319	110
SP26103	107	SP26672	108	SP26755	109	SP26908	109	SP27321	110
SP26105	107	SP26673	108	SP26757	109	SP26909	109	SP27323	110
SP26107	107	SP26674	108	SP26760	109	SP26910	109	SP27325	110
SP26109	107	SP26675	108	SP26762	109	SP26911	109	SP27327	110
SP26111	107	SP26676	108	SP26765	109	SP26912	109	SP27329	110
SP26113	107	SP26677	108	SP26770	109	SP26913	109	SP27331	110
SP26115	107	SP26678	108	SP26773	109	SP26914	109	SP27333	110
SP26119	107	SP26679	108	SP26775	109	SP26915	109	SP27335	110
SP26214	106	SP26680	108	SP26776	109	SP26916	109	SP27337	110
SP26217	106	SP26681	108	SP26778	109	SP26917	109	SP27339	110

SP27341 - SP32658

PART No.	PAGE	PART No.	PAGE	PART No.	PAGE	PART No.	PAGE	PART No.	PAGE
SP27341	110	SP30483	184	SP30872	256	SP31255	261	SP32204	172
SP27343	110	SP30484	184	SP30874	256	SP31300	204	SP32206	172
SP27345	110	SP30485	184	SP30876	256	SP31301	263	SP32207	172
SP27347	110	SP30486	184	SP30877	248	SP31302	263	SP32208	172
SP27349	110	SP30487	184	SP30888	244	SP31305	262	SP32209	172
SP27351	110	SP30488	184	SP30890	267	SP31306	262	SP32258	172
SP27353	110	SP30489	184	SP30891	267	SP31307	262	SP32260	179
SP27355	110	SP30802	258	SP30892	267	SP31310	262	SP32261	178
SP27357	110	SP30805	259	SP30893	267	SP31320	263	SP32262	178
SP27359	110	SP30806	259	SP30895	268	SP31340	191	SP32263	178
SP27367	110	SP30808	257	SP30896	268	SP31350	190	SP32264	178
SP27369	110	SP30811	257	SP30900	260	SP31350A	190	SP32265	178
SP27373	110	SP30813	259	SP30904	17	SP31351	190	SP32267	179
SP27375	110	SP30814	258	SP30905	17	SP31351A	190	SP32268	173
SP30108	183	SP30815	248	SP30906	17	SP31360	190	SP32269	173
SP30112	183	SP30816	259	SP30907	17	SP31360A	190	SP32272	205
SP30116	183	SP30817	257	SP30908	17	SP31365	190	SP32278	205
SP30124	183	SP30818	244	SP30909	17	SP31365A	190	SP32282	205
SP30163	182	SP30819	229	SP30910	266	SP31370	190	SP32287	205
SP30167	182	SP30821	186	SP30911	266	SP31370A	190	SP32290	205
SP30175	182	SP30822	186	SP30912	266	SP31380	190	SP32301	175
SP30183	182	SP30823	186	SP30913	266	SP31385	190	SP32302	175
SP30185	182	SP30824	186	SP30920	260	SP31390	190	SP32303	175
SP30186	182	SP30825	186	SP30921	187	SP31391	190	SP32304	175
SP30187	182	SP30826	186	SP30922	187	SP31398	190	SP32305	175
SP30189	182	SP30828	233	SP30923	187	SP31399	190	SP32311	175
SP30202	185	SP30829	260	SP30924	187	SP31400	254	SP32312	175
SP30216	183	SP30831	187	SP30925	187	SP31401	254	SP32313	175
SP30232	183	SP30832	187	SP30926	187	SP31402	254	SP32314	175
SP30237	183	SP30833	187	SP30927	187	SP31403	254	SP32321	175
SP30248	183	SP30834	187	SP30928	187	SP31490	254	SP32322	175
SP30274	185	SP30835	187	SP30931	187	SP31500	255	SP32323	175
SP30275	185	SP30836	187	SP30932	187	SP31501	255	SP32324	175
SP30276	185	SP30837	187	SP30933	187	SP31502	255	SP32380	179
SP30333	183	SP30838	187	SP30934	187	SP31503	255	SP32401	174
SP30335	183	SP30839	256	SP30935	187	SP31504	255	SP32402	174
SP30349	183	SP30841	186	SP30950	187	SP31505	255	SP32403	174
SP30352	183	SP30842	257	SP30951	187	SP31506	255	SP32597	179
SP30365	183	SP30843	257	SP30952	187	SP31507	255	SP32601	176
SP30370	183	SP30844	258	SP30953	187	SP31512	255	SP32602	176
SP30372	183	SP30850	188	SP30954	187	SP31513	255	SP32603	176
SP30374	183	SP30851	188	SP30955	187	SP31712	270	SP32612	176
SP30376	183	SP30854	188	SP30956	187	SP31715	270	SP32613	176
SP30405	184	SP30855	188	SP30957	187	SP32007	171	SP32621	176
SP30406	184	SP30859	189	SP30958	187	SP32008	171	SP32623	176
SP30407	184	SP30860	258	SP30959	187	SP32009	172	SP32640	177
SP30415	184	SP30861	160	SP31100	262	SP32106	171	SP32645	177
SP30416	184	SP30862	160	SP31210	263	SP32108	171	SP32650	177
SP30417	184	SP30863	248	SP31211	263	SP32109	172	SP32651	177
SP30425	184	SP30864	248	SP31212	263	SP32158	171	SP32653	177
SP30426	184	SP30865	258	SP31213	263	SP32162	173	SP32655	177
SP30427	184	SP30867	248	SP31214	263	SP32163	173	SP32656	177
SP30481	184	SP30868	259	SP31251	261	SP32164	173	SP32657	177
SP30482	184	SP30870	256	SP31253	261	SP32203	172	SP32658	177

SP32901 - SP40568

PART No.	PAGE	PART No.	PAGE	PART No.	PAGE	PART No.	PAGE	PART No.	PAGE
SP32901	171	SP34430	156	SP34725	164	SP34952	167	SP35631	252
SP32903	170	SP34431	156	SP34726	164	SP34953	167	SP35632	252
SP32905	173	SP34432	156	SP34727	164	SP34954	167	SP35642	234
SP32909	170	SP34453	156	SP34728	164	SP34955	167	SP35646	234
SP32910	174	SP34501	162	SP34751	164	SP34956	167	SP35649	234
SP32926	176	SP34502	162	SP34752	164	SP34957	167	SP35661	253
SP32931	175	SP34507	162	SP34753	164	SP34958	167	SP35663	253
SP32932	175	SP34511	163	SP34754	164	SP34959	167	SP35665	253
SP32933	175	SP34512	163	SP34755	164	SP34960	167	SP35667	253
SP33820	256	SP34517	163	SP34756	164	SP34961	167	SP35691	251
SP33821	256	SP34521	163	SP34757	164	SP34962	167	SP35693	253
SP33822	256	SP34522	163	SP34758	164	SP34963	167	SP35697	251
SP33823	256	SP34526	164	SP34759	164	SP34964	167	SP-3600	315
SP33829	260	SP34527	164	SP34760	164	SP34965	167	SP36035	189
SP34002	154	SP34531	162	SP34761	164	SP34966	167	SP-3605	315
SP34005	155	SP34532	162	SP34770	165	SP34967	167	SP39510	157
SP34012	152	SP34537	162	SP34771	165	SP34968	167	SP39515	161
SP34020	152	SP34561	165	SP34772	165	SP34969	167	SP39518	161
SP34030	160	SP34562	165	SP34773	165	SP34970	167	SP39600	158
SP34035	160	SP34567	165	SP34774	165	SP34980	167	SP39605	159
SP34042	153	SP34602	167	SP34775	165	SP34981	167	SP39608	159
SP34050	153	SP34603	167	SP34776	165	SP34982	167	SP39609	158
SP34120	155	SP34604	167	SP34777	165	SP34983	167	SP39610	157
SP34123	155	SP34605	167	SP34860	164	SP34984	167	SP39615	158
SP34126	155	SP34607	167	SP34861	164	SP34985	167	SP39620	158
SP34127	155	SP34609	167	SP34862	164	SP34986	167	SP39630	161
SP34141	155	SP34611	167	SP34863	164	SP34987	167	SP39635	161
SP34142	155	SP34613	167	SP34864	164	SP34988	167	SP39650	159
SP34150	156	SP34615	167	SP34865	164	SP34989	167	SP39660	159
SP34152	156	SP34652	167	SP34866	164	SP35	326	SP40015	19
SP34153	156	SP34653	167	SP34867	164	SP35100	189	SP40019	20
SP34154	156	SP34654	167	SP34868	164	SP35152	250	SP40107	20
SP34220	155	SP34656	167	SP34901	167	SP35155	250	SP40151	23
SP34224	155	SP34658	167	SP34902	167	SP35200	253	SP40152	23
SP34230	155	SP34659	167	SP34903	167	SP35211	253	SP40301	24
SP34231	155	SP34661	167	SP34904	167	SP35213	253	SP40302	24
SP34241	155	SP34662	167	SP34905	167	SP35215	253	SP40305	24
SP34242	155	SP34663	167	SP34907	167	SP35217	253	SP40317	26
SP34260	156	SP34681	167	SP34909	167	SP35252	250	SP40321	27
SP34262	156	SP34682	167	SP34911	167	SP35255	250	SP40322	27
SP34264	156	SP34683	167	SP34912	167	SP35256	249	SP40323	23
SP34265	156	SP34684	167	SP34913	167	SP35352	250	SP40325	23
SP34301	155	SP34686	167	SP34915	167	SP35353	250	SP40330	25
SP34302	155	SP34687	167	SP34916	167	SP35355	249	SP40360	270
SP34303	155	SP34688	167	SP34917	167	SP35356	249	SP40370	22
SP34304	155	SP34689	167	SP34918	167	SP35357	249	SP40371	22
SP34305	155	SP34705	164	SP34919	167	SP35358	249	SP40372	22
SP34306	155	SP34706	164	SP34920	167	SP35360	251	SP40375	22
SP34307	155	SP34708	164	SP34921	167	SP35463	250	SP40378	22
SP34308	155	SP34710	165	SP34922	167	SP35473	250	SP40379	22
SP34411	156	SP34721	164	SP34923	167	SP35573	250	SP40400	18
SP34413	156	SP34722	164	SP34924	167	SP35607	252	SP40410	18
SP34414	156	SP34723	164	SP34925	167	SP35608	252	SP40415	19
SP34416	156	SP34724	164	SP34951	167	SP35621	252	SP40450	21

SP44725 - SP67255

PART No.	PAGE	PART No.	PAGE	PART No.	PAGE	PART No.	PAGE	PART No.	PAGE
SP40568	21	SP50900	52	SP63002	233	SP65010	269	SP66065	214
SP44725	13	SP50901	52	SP63003	234	SP65011	269	SP66066	214
SP44725BL	13	SP50903	52	SP63004	234	SP65012	269	SP66068	214
SP44725G	13	SP50904	52	SP63005	233	SP65104	275	SP66069	218
SP44730	13	SP50905	52	SP63006	233	SP65104G	275	SP66070	218
SP44730BL	13	SP50908	52	SP63008	237	SP65106	274	SP66076	215
SP44730G	13	SP50910	53	SP63010	239	SP65108	274	SP66081	216
SP44825	15	SP50913	53	SP63015	239	SP65110	274	SP66084	215
SP44825BL	15	SP50915	53	SP63016	239	SP65111	274	SP66085	215
SP44825G	15	SP50916	53	SP63028	237	SP65120	272	SP66086	215
SP44830	15	SP50918	53	SP63030	236	SP65121	272	SP66110	219
SP44830BL	15	SP50920	53	SP63035	237	SP65122	228	SP66115	219
SP44830G	15	SP51204	41	SP63036	237	SP65123	228	SP66150	212
SP44880	16	SP51205	41	SP63037	220	SP65131	275	SP66151	212
SP44880BL	16	SP52300	40	SP63038	220	SP65132	275	SP66152	212
SP44880G	16	SP59102D	51	SP63041	239	SP65133	275	SP66153	212
SP44885	16	SP59105D	51	SP63042	239	SP65134	275	SP66154	212
SP44885BL	16	SP61001	210	SP63043	232	SP65135	275	SP66155	212
SP44885G	16	SP61002	210	SP63046	232	SP65136	275	SP66-15N	318
SP50	326	SP61003	210	SP63138	220	SP65137	275	SP66-30N	318
SP50000	48	SP61005	210	SP64000	224	SP65140	275	SP67003	247
SP50001	47	SP61011	201	SP64001	224	SP65155	272	SP67004	247
SP50003	48	SP61012	202	SP64003	224	SP65156	272	SP67006	247
SP50004	48	SP61013	201	SP64004	224	SP65157	272	SP67008	247
SP50005	49	SP61014	201	SP64005	224	SP65160	273	SP67013	247
SP50006M	46	SP61015	202	SP64006	224	SP65162	273	SP67014	247
SP50007	45	SP61016	202	SP64007	224	SP65170	273	SP67016	247
SP50008	49	SP61020	202	SP64008	226	SP65175	273	SP67018	247
SP50009	45	SP61021	201	SP64009	224	SP65500	276	SP67020	241
SP50010	47	SP61022	203	SP64010	224	SP65505	277	SP67021	241
SP50011	44	SP61030	204	SP64012	224	SP65508	277	SP67022	241
SP50014	44	SP61040	211	SP64022	228	SP65510	276	SP67023	241
SP50015	50	SP61052	203	SP64025	228	SP65521	277	SP67024	241
SP50016	49	SP61054	203	SP64030	221	SP65526	277	SP67025	245
SP50017M	46	SP61060	206	SP64031	221	SP65530	276	SP67027	245
SP50018	50	SP61062	206	SP64032	221	SP65531	276	SP67030	243
SP50019	44	SP61065	207	SP64034	221	SP65535	276	SP67031	243
SP50020	50	SP61071	208	SP64036	221	SP66000	229	SP67035	243
SP50022	47	SP61073	209	SP64037	262	SP66012	219	SP67037	246
SP50027	43	SP61074	208	SP64041	204	SP66014	219	SP67038	246
SP50028	42	SP61150	199	SP64044	204	SP66015	219	SP67039	242
SP50029	43	SP61155	199	SP64047	204	SP66020	220	SP67040	243
SP50102D	42	SP62001	200	SP64050	213	SP66021	220	SP67042	247
SP50105D	42	SP62008	203	SP64051	213	SP66023	216	SP67048	242
SP50115	38	SP62009	203	SP64052	213	SP66024	216	SP67050	247
SP50115W	38	SP62011	196	SP64060	211	SP66027	218	SP67061	246
SP50215	34	SP62012	196	SP64061	211	SP66030	217	SP67062	246
SP50218	36	SP62015	196	SP64065	211	SP66037	217	SP67063	246
SP50800	30	SP62020	197	SP64066	252	SP66038	217	SP67064	246
SP50800BL	30	SP62022	197	SP64067	229	SP66039	217	SP67150	244
SP50800G	30	SP62030	197	SP64108	226	SP66040	244	SP67160	244
SP50850	32	SP62032	197	SP64116	226	SP66050	237	SP67165	244
SP50850BL	32	SP62040	198	SP64210	229	SP66060	214	SP67250	245
SP50850G	32	SP62042	198	SP64220	260	SP66062	213	SP67254	245

SP67310 - T817055

PART No.	PAGE	PART No.	PAGE	PART No.	PAGE	PART No.	PAGE	PART No.	PAGE
SP67255	245	SP70907	223	SP81141BU	290	SP81994	303	T811013	138
SP67310	242	SP70925	198	SP81144	294	SP81997	303	T811014	138
SP68800	271	SP70935	198	SP81144BU	294	SP81998	303	T811015	138
SP68801	271	SP70960	229	SP81147BU	300	SP82144	289	T811016	138
SP68805	271	SP70970	240	SP81210	291	SP82146	289	T811017	138
SP68806	271	SP70972	240	SP81210BU	291	SP82186	293	T811018	138
SP68810	271	SP70991	222	SP81213	290	SP910A	317	T811019	138
SP68811	271	SP71050	212	SP81213BU	290	SP-9149	308	T811020	138
SP69010	191	SP71052	212	SP81222BU	294	SPAO1000s	317	T811021	138
SP69011	191	SP71060	222	SP81235BU	301	SPAO4000	317	T811022	138
SP69016	191	SP71108	225	SP81244BU	301	SPAO500s	317	T811024	138
SP69020	192	SP71110	225	SP81313BU	301	SPBV115	268	T811027	138
SP69022	192	SP71111	225	SP81350BU	296	SPBV165	268	T811030	138
SP69030	193	SP71113	225	SP81352	295	SPBV203	268	T811032	138
SP69032	193	SP71115	225	SP81352BU	295	SPCO1000s	317	T811036	138
SP69040	193	SP71116	225	SP81354BU	296	SPCO4000	317	T811038	138
SP69998	268	SP71117	226	SP81356BU	295	SPG2800	332	T811042	138
SP69999	268	SP71118	226	SP81363	292	SPG4000	332	T811044	138
SP70035	238	SP71196	227	SP81363BU	292	SPG6800	333	T811046	138
SP70533	238	SP71201	227	SP81371	291	SPG8100E	333	T811050	138
SP70684	238	SP71800	237	SP81376BU	302	SPGC12000E	335	T812051	138
SP70713	238	SP-7210L	311	SP81400	284	SPGC8100E	334	T812052	138
SP70714	238	SP-7220	311	SP81412	292	SPGD6800E	335	T812053	138
SP70717	238	SP-7230	313	SP81412BU	292	SPGI2000	331	T812054	138
SP70718	238	SP72604	232	SP81416BU	296	SPGI3000	331	T812055	138
SP70750	231	SP72606	232	SP81439	280	SPGI3300E	330	T812056	138
SP70800	230	SP72607	232	SP81443	281	SPR-11	265	T812057	138
SP70801	231	SP72608	232	SP81446	279	SPR-22	265	T812058	138
SP70809	235	SP72732	231	SP81448	280	SPR-22BBL	265	T812059	138
SP70810	235	SP72736	231	SP81450	280	SPR-22BGR	265	T812060	138
SP70811	235	SP-7722A	306	SP81456	280	SPR-44	264	T812061	138
SP70812	235	SP78100	269	SP81457	280	SPR-46	264	T812062	138
SP70813	235	SP78101	269	SP81466	281	SPR-48	264	T812063	138
SP70814	235	SP78102	269	SP81479	283	SPR-50	265	T812064	138
SP70815	235	SP78103	269	SP81482	282	SPR-55	265	T812066	138
SP70816	235	SP78104	269	SP81483	282	SPR-60	265	T812069	138
SP70817	235	SP79995	234	SP81484	283	SPR80	270	T812073	138
SP70818	235	SP80020	200	SP81485	283	SPR88	270	T812074	138
SP70819	235	SP81113	290	SP81490	281	T810003	118	T812075	138
SP70820	235	SP81113BU	290	SP81492	281	T810009	117	T812078	138
SP70821	235	SP81114	289	SP81496	279	T810016	117	T817008	140
SP70822	235	SP81119	294	SP81499	278	T810020	119	T817009	140
SP70823	235	SP81119BU	294	SP81512BU	297	T810057	117	T817010	140
SP70824	235	SP81120	293	SP81513	297	T810061	117	T817011	140
SP70852	236	SP81120BU	293	SP81523BU	302	T810070	119	T817012	140
SP70854	236	SP81127	298	SP81613BU	291	T810109	122	T817013	140
SP70858	235	SP81127BU	298	SP81614	291	T810157	122	T817014	140
SP70865	222	SP81130	300	SP81616BU	291	T811006	138	T817015	140
SP70889	230	SP81130BU	300	SP81623BU	295	T811007	138	T817016	140
SP70895	235	SP81133	299	SP81893	292	T811008	138	T817017	140
SP70897	243	SP81133BU	299	SP81981	292	T811009	138	T817018	140
SP70900	223	SP81140	300	SP81983	297	T811010	138	T817019	140
SP70902	223	SP81140BU	300	SP81985	297	T811011	138	T817053	140
SP70905	223	SP81141	290	SP81988	303	T811012	138	T817054	140

T817056 - T8R58

PART No.	PAGE	PART No.	PAGE	PART No.	PAGE
T817055	140	T822013	79	T823315	87
T817056	140	T822014	79	T823316	87
T817057	140	T822015	79	T823317	87
T817058	140	T822016	79	T823320	87
T817059	140	T822017	79	T823491	86
T818000	148	T822018	79	T823492	86
T818015	148	T822019	79	T830116	182
T818020	148	T822052	79	T830190	183
T818025	148	T822053	79	T830807	267
T818030	148	T822054	79	T830860	188
T820101	60	T822055	79	T830867	248
T820104	60	T822056	79	T832008	172
T820114	60	T822057	79	T832108	172
T820199	57	T822058	79	T832208	172
T820201	63	T822059	79	T832301	175
T820205	63	T822060	79	T832302	175
T820215	63	T822061	79	T832303	175
T820300	65	T822305	82	T832304	175
T820305	65	T822315	81	T832440	179
T820315	65	T822316	81	T832900	171
T820400	66	T822320	82	T832903	170
T821305	76	T822491	80	T832904	171
T821315	75	T822492	80	T832910	174
T821316	75	T823010	85	T832921	176
T821317	75	T823011	85	T832929	177
T821320	76	T823012	85	T832932	175
T821338	78	T823013	85	T834000	154
T821504	74	T823014	85	T834010	153
T821505	74	T823015	85	T834025	153
T821506	74	T823016	85	T834030	154
T821507	74	T823017	85	T834511	163
T821508	74	T823018	85	T834512	163
T821509	74	T823019	85	T834517	163
T821510	74	T823020	85	T834518	163
T821511	74	T823021	85	T834541	166
T821512	74	T823022	85	T834561	166
T821513	74	T823024	85	T834562	166
T821550	74	T823027	85	T834567	166
T821551	74	T823030	85	T834706	165
T821552	74	T823032	85	T834708	165
T821553	74	T823053	85	T835100	189
T821554	74	T823054	85	T835252	251
T821555	74	T823055	85	T835355	251
T821556	74	T823056	85	T850090	40
T821557	74	T823057	85	T861010	202
T821558	74	T823058	85	T863002	233
T821559	74	T823059	85	T864010	224
T822006	79	T823060	85	T864100	270
T822007	79	T823061	85	T869020	192
T822008	79	T823062	85	T869030	193
T822009	79	T823063	85	T8R58	265
T822010	79	T823064	85		
T822011	79	T823067	85		
T822012	79	T823305	88		

ADAPTERS - CYLINDER LEAK DETECTOR

A	
161	Adapter - Socket/Bit - 2-in-1 - 1/4"Dr & 1/4" Hex
161	Adapter - Socket/Bit - 2-in-1 - Universal - 1/4"Dr & 1/4" Hex
87	Adapter - 1/2"Dr - 3/8"
82	Adapter - 3/8"Dr - 1/2"
82	Adapter - 3/8"Dr - 1/4"
148, 149	Adjustable Wrenches
322-327	Air Compressors
327	Air Compressor - Pump - Cast Iron V-Twin
213	Air Conditioner & Fuel Line Disconnect Kit
213	Air Conditioner & Fuel Line Disconnect Set
319	Air Duster - Extra Long Nozzle - 750mm
319	Air Duster - Long Nozzle - 100mm
318	Air Hose - Fitted - Premium Quality - 15m
318	Air Hose - Fitted - Premium Quality - 30m
276	Air Hose Chuck - Clip-On - Angle
276	Air Hose Chuck - Clip-On - Straight
313	Air Nibbler - Pneumatic - Automotive
312	Angle Grinder - Pneumatic - Automotive - 125mm
312	Angle Grinder - Pneumatic - Industrial - 125mm
178, 179	Aviation Snips
B	
241	Ball Joint Extractor Set - 5 Piece
241	Ball Joint Separator - 19mm
241	Ball Joint Separator - 24mm
241	Ball Joint Separator - Mini - 19mm
241	Ball Joint Separator - Universal - 2 Step Adjustable - 18 to 24mm
244	Banding Tool with Cutter - CV Boot Clamp
206	Battery Analyzer
206	Battery Analyzer - Deluxe/Charging System Tester/Cranking System
207	Battery Analyzer - Premium with Built-In Printer
292	Battery Charger - 12v Cordless
297	Battery Charger - 16v Cordless
303	Battery Charger - 18v Cordless
292	Battery Pack - 12v Cordless - Lithium-ion - 2.0Ah
297	Battery Pack - 16v Cordless - Lithium-ion - 2.0Ah
303	Battery Pack - 18v Cordless - Lithium-ion - 2.0Ah
303	Battery Pack - 18v Cordless - Lithium-ion - 4.0Ah
303	Battery Pack - 18v Cordless - Lithium-ion - 5.0Ah
210	Battery Post & Terminal Cleaner
210	Battery Terminal Spreader & Reamer Pliers
244	Bearing Packer - Cup Style
244	Bearing Packer - Universal
244	Bearing Race & Deal Driver Set - 10 Piece
246	Bearing Separators
296	Belt Sander - 16v Cordless - Skin Only
315	Belt Sander - Pneumatic - 10mm
19	Bench - Engine Tear Down - Professional
18	Bench - Workshop - Heavy Duty - 2 Drawer
18	Bench - Workshop - Heavy Duty - 3 Drawer
268	Bench Vice - Swivel Base - Industrial Grade - 115mm (4-1/2")
268	Bench Vice - Swivel Base - Industrial Grade - 165mm (6-1/2")
268	Bench Vice - Swivel Base - Industrial Grade - 203mm (8")
158	Bit Driver - Ratchet - 1/4" Hex - Compact - Low Profile
159	Bit Driver Set - Ratchet - 1/4" Hex - Compact - Low Profile
158	Bit Set - 30 Piece - Compact
160	Bit Set - Impact Driver - 1/2"Dr - Heavy Duty - 10 Piece
160	Bit Set - Impact Driver - 13 Piece
158	Bit Set - Insert Socket - 1/2"Dr - 22 Piece
157	Bit Set - Power - 67 Piece
157	Bit Set - Professional - 37 Piece
158	Bit Set - Professional - 60 Piece
245	Bit Socket Set - Strut Nut - 2 Piece
260	Blades - Replacement Blades for Windscreen Removal Tool - 3 Piece
284	Bluetooth Speaker/Work light - Magnetic Base
198	BoreScope - Video - 6mm Camera - High Resolution
198	BoreScope - Video - 9mm Camera
236	Brake Bleeder - Vacuum - 27fl oz
236	Brake Bleeder Kit - Magnetic
236	Brake Bleeder Kit - Vacuum - 27fl oz
237	Brake Bleeder Kit 1 Gal Vacuum
235	Brake Bleeding Kit - Manual

234	Brake Bleeding Kit and Vacuum Test
237	Brake Caliper Special Socket - 1/2"Dr - 10pt
235	Brake Fluid Reservoir Refiller - Automatic
237	Brake Fluid Tester
233	Brake Gauge Set - 8 Piece
233	Brake Piston Rewind Kit - RH-LH - 18 Piece
234	Brake Spring Washer Tool
190	Burr - Individuals
190	Burr Sets
C	
269	Cable Ties - Black - Workshop Pack - Pack of 100 - 2.5 x 100mm
269	Cable Ties - Black - Workshop Pack - Pack of 100 - 3.6 x 150mm
269	Cable Ties - Black - Workshop Pack - Pack of 100 - 4.8 x 200mm
269	Cable Ties - Black - Workshop Pack - Pack of 100 - 4.8 x 370mm
269	Cable Ties - Black - Workshop Pack - Pack of 50 - 7.6 x 370mm
252	Calipers - Dial Gauge - 150mm/6"
234	Calipers - Disc Brake - Digital
223	Cam Clamp Set - Master Kit - 5 Piece
223	Cam Clamp Set - Singles - 2 Piece
223	Cam Clamp Set - Singles - 4 Piece
223	Cam Clamps Kit - Singles - Timing Gear Holder
292	Caulking Gun - 600ml - 12v Cordless
292	Caulking Gun - 600ml - 12v Cordless - Skin Only
186	Chisel - Cold - Individual - 12 x 150mm
186	Chisel - Cold - Individual - 16 x 150mm
186	Chisel - Cold - Individual - 20 x 200mm
186	Chisel - Cold - Individual - 24 x 200mm
186	Chisel - Cold - Individual - 29 x 200mm
318	Chisel - Pneumatic - Heavy Duty - Flat Blade - 20 x 170mm
318	Chisel - Pneumatic - Heavy Duty - Panel Cutter - 170mm
318	Chisel - Pneumatic - Heavy Duty - Rivet and Bolt Cutter - 20 x 170mm
318	Chisel - Pneumatic - Heavy Duty - Wide Scraper - 50 x 170mm
316	Chisel Gun - Pneumatic - Automotive
316	Chisel Gun - Pneumatic - Industrial
186	Chisel Set - Cold - 5 Piece
318	Chisel Spring Retainer - Standard
319	Chuck Key - 3/8"
175	Circlip Plier Sets
175	Circlip Pliers
201, 202	Circuit Testers
244	Clip Pliers - Ear Type - Heavy Duty
232	Clip Pliers - Flat Band - Heavy Duty - 225mm
232	Clip Pliers - Hose - Heavy Duty - 175mm
232	Clip Pliers - Swivel Jaw - Heavy Duty - 225mm
237	Clutch Assembly Tool - Universal
319	Collet - Die Grinder - Pneumatic - Individual - 1/4"
319	Collet - Die Grinder - Pneumatic - Individual - 1/8"
319	Collet - Die Grinder - Pneumatic - Individual - 6mm
219	Compressed Air Adapter
217	Compression Tester - Diesel - Automotive
217	Compression Tester - Diesel - Commercial
217	Compression Tester - Diesel - Deluxe
216	Compression Tester - Diesel
217	Compression Tester - Petrol - Deluxe
216	Compression Tester - Petrol - Heavy Duty
289	Cordless Combo Kit - 12v - Mechanics - 5 Piece
289	Cordless Combo Kit - 12v - Mechanics Power Wrench - 2 Piece
293	Cordless Combo Kit - 16v - Workshop Performance - 5 Piece
317	Coupler - Air Line - Universal
222	Crankshaft Bolt Removal Tool - 1/2"Dr
264	Creeper - Mechanics
264	Creeper - Mechanics - Adjustable Head Rest
264	Creeper - Mechanics - Sumo Series
205	Crimper Kit - Ratchet - Quick Change - Interchangeable Heads - 4 Piece
205	Crimping Tool & Wire Strippers - Insulated
21	Cupboard - Storage Cabinet - 2 Door
203	Current Testers - Digital Automotive - 30A Mini-Blade
203	Current Testers - Digital Automotive - 30A Standard-Blade
313	Cut Off Tool - Pneumatic - 3"
301	Cut Off/Angle Grinder - 5" - 18v Cordless - Brushless - Skin Only
172	Cutters
218	Cylinder Leak Detector & Crank Stopper

DEBURRING TOOL - GEAR PULLER

D	
191	Deburring Tool Set - 4 Piece
200	Diagnostic Pump Kit - Dual Mode
251	Dial Indicator
310-312	Die Grinders
215	Diesel Injector Seat Cleaner Set - 7 Piece
216	Diesel Injector Socket Set - 6 Piece
283	Disinfection Light - UV-C - Quartz Lens - Dual Purpose Flood Light
233	Disk Brake Spreader - 888 Series
233	Disk Brake Spreader - Heavy Duty
248	Door Upholstery Clip Remover - Individual - U-Blade
248	Door Upholstery Clip Remover - Individual - V-Blade
248	Door Upholstery Clip Remover Set - 2 Piece
239	Double Flaring Tool kit - Metric
239	Double Flaring Tool kit - SAE
313	Drill - Pneumatic - 1/2"Dr - Keyless - Pistol Type - Reversible
312	Drill - Pneumatic - 3/8"Dr - Key Type - Angled Head
313	Drill - Pneumatic - 3/8"Dr - Keyless - Pistol Type - Reversible
190	Drill Bit Sets - High Speed Steel (HSS) - Metric - 19 Piece
190	Drill Bit Sets - High Speed Steel (HSS) - Metric - 25 Piece
190	Drill Bit Sets - Step - High Speed Steel (HSS) - Metric - 3 Piece
190	Drill Bit Sets - Step - High Speed Steel (HSS) - SAE - 3 Piece
319	Drill Chuck - Pneumatic - Key Type - 1/2" x 20tpi
319	Drill Chuck - Pneumatic - Key Type - 3/8" x 24tpi
319	Drill Chuck - Pneumatic - Keyless - 1/2" x 20tpi
290	Drill Driver - 12v Cordless - 10mm - 2 Speed
290	Drill Driver - 12v Cordless - 10mm - 2 Speed - Skin Only
294	Drill Driver - 16v Cordless - 10mm - 2 Speed - Skin Only
301	Drill Driver - 18v Cordless - 13mm - 2 Speed - Skin Only
301	Drill Driver - Hammer - 18v Cordless - 13mm - 2 Speed - Skin Only
227	Drill Pump Adapter Kit - Transmission
227	Drill Pump Kit - Quick Flow
233	Drum Brake Adjusting Tool
273	Drum Pump - Lever Action - 200 Liter
273	Drum Pump - Rotary Geared - 200 Liter
E	
270	Ear Protection - Extreme Performance
179	E-Ring Tooling Kit - 4 Interchangeable heads
46	EVA Foam Tray - Premium - Sockets & Accessories
46	EVA Foam Tray - Premium - Wrenches - Metric/SAE - 25 Piece
47-49	EVA Foam Tray - Sockets & Accessories - Metric Only - 70 Piece
47	EVA Foam Tray - Wrenches - Metric Only - 23 Piece
49, 50	EVA Foam Tray - Wrenches - Metric/SAE - 15 Piece
52, 53	EVA Foam Tray - Suits Sockets & Accessories - Metric Only - (70 Piece)
53	EVA Foam Tray - Suits Wrenches - Metric Only - (26 Piece)
44	EVA Foam Tray - Tech Series - Impact Sockets & Accessories
45	EVA Foam Tray - Tech Series - Sockets & Accessories - 106 Piece
45	EVA Foam Tray - Tech Series - Sockets & Accessories - 106 Piece
44	EVA Foam Tray - Tech Series - Sockets & Accessories - 15 Piece
44	EVA Foam Tray - Tech Series - Wrenches - Metric Only - 29 Piece
51	EVA Foam Tray Set - Suits Hand Tools - (107 Piece)
51	EVA Foam Tray Set - Suits Hand Tools - (89 Piece)
260	Exhaust Pipe & Tubing Cutter
87	Extension Bar - 1/2"Dr - 125mm
87	Extension Bar - 1/2"Dr - 250mm
87	Extension Bar - 1/2"Dr - 75mm
75	Extension Bar - 1/4"Dr - 100mm
75	Extension Bar - 1/4"Dr - 150mm
75	Extension Bar - 1/4"Dr - 50mm
90	Extension Bar - 3/4"Dr - 200mm
90	Extension Bar - 3/4"Dr - 400mm
81	Extension Bar - 3/8"Dr - 100mm
81	Extension Bar - 3/8"Dr - 250mm
81	Extension Bar - 3/8"Dr - 75mm
87	Extension Bar - 888 Series - 1/2"Dr - 125mm
87	Extension Bar - 888 Series - 1/2"Dr - 250mm
87	Extension Bar - 888 Series - 1/2"Dr - 75mm
75	Extension Bar - 888 Series - 1/4"Dr - 100mm
75	Extension Bar - 888 Series - 1/4"Dr - 150mm
75	Extension Bar - 888 Series - 1/4"Dr - 50mm
81	Extension Bar - 888 Series - 3/8"Dr - 125mm
81	Extension Bar - 888 Series - 3/8"Dr - 75mm

86	Extension Bar - Wobble - 1/2"Dr - 125mm
86	Extension Bar - Wobble - 1/2"Dr - 250mm
86	Extension Bar - Wobble - 1/2"Dr - 375mm
75	Extension Bar - Wobble - 1/4"Dr - 100mm
75	Extension Bar - Wobble - 1/4"Dr - 150mm
75	Extension Bar - Wobble - 1/4"Dr - 250mm
75	Extension Bar - Wobble - 1/4"Dr - 50mm
81	Extension Bar - Wobble - 3/8"Dr - 150mm
81	Extension Bar - Wobble - 3/8"Dr - 250mm
81	Extension Bar - Wobble - 3/8"Dr - 75mm
86	Extension Bar Set - Wobble - 1/2"Dr - 3 Piece
56	Extension Bar Set - Wobble - 1/4", 3/8" & 1/2"Dr - 9 Piece
75	Extension Bar Set - Wobble - 1/4"Dr - 3 Piece
81	Extension Bar Set - Wobble - 3/8"Dr - 3 Piece
91	Extension Handle - Jumbo - Steel Handle - 3/4"Dr
228	Extraction Syringe - 1.5L (1500ml)
228	Extraction Syringe - 200ml
F	
231	Fan Hub Wrench - Ford - 32mm - BMW and Ford 6 Cylinder
231	Fan Hub Wrench - Ford - 36mm - Ford 8 Cylinder, Opel and GM
221	Feeler Gauge Set - 25 Piece
221	Feeler Gauge Set - 32 Piece
221	Feeler Gauge Set - Double Sided Offset - 25 Piece
221	Feeler Gauge Set - Offset - 12 Piece
221	Feeler Gauge Set - Type A - 26 Piece
189	File Set - 254mm (10") - 5 Piece
281	Flashlight - LED - Adjustable Beam - Rechargeable
89	Flex Handle - Comfort Grip - 1/2"Dr - 250mm
89	Flex Handle - Comfort Grip - 1/2"Dr - 375mm
77	Flex Handle - Comfort Grip - 1/4"Dr
83	Flex Handle - Comfort Grip - 3/8"Dr
89	Flex Handle - Extra Long - Steel - 1/2"Dr - 450mm
89	Flex Handle - Extra Long - Steel - 1/2"Dr - 600mm
91	Flex Handle - Jumbo - Steel Handle - 3/4"Dr - 475mm
89	Flex Handle - Steel Handle - 1/2"Dr
77	Flex Handle - Steel Handle - 1/4"Dr
83	Flex Handle - Steel Handle - 3/8"Dr
275	Flex Hose - Grease Gun - 12"
275	Flex Hose - Grease Gun - 18"
282	Flood Light - Optical Lens - Mini COB LED
283	Flood Light Kit - Optical Lens - Mini COB LED
228	Fluid Extractor - Vacuum Powered - 1 Liter
231	Flushing Gun - Cooling System
213	Fuel Line Disconnect Tool
214	Fuel Return Flow Test Kit - Diesel - Common Rail - 49 Piece
229	Fuel Tank Sender Wrench - 3 Leg
270	Funnel Set - 888 Series - 4 Piece
G	
319	Gasket Sander - Pad & Spindle - Pneumatic
295	Gasket Sander - 16 Cordless
295	Gasket Sander - 16 Cordless - Skin Only
319	Gasket Sander - Gasket Removal Kit - Pneumatic- Pad, Spindle & Discs
319	Gasket Sander Discs - Pneumatic - Bulk Pack - Course
319	Gasket Sander Discs - Pneumatic - Bulk Pack - Fine
319	Gasket Sander Discs - Pneumatic - Pack of 4 - Course
319	Gasket Sander Discs - Pneumatic - Pack of 4 - Fine
315	Gasket Sander Kit - Pneumatic - 2" (50mm)
258	Gasket Scraper - Heavy Duty - 25mm
259	Gasket Scraper - Long - Replaceable Blade Type
258	Gasket Scraper Set - Heavy Duty - 3 Piece
272	Gear Oil Pump - 20 Liter Drum
273	Gear Oil Pump - Spring - 20 Liter
273	Gear Oil Pump - Spring - 80 Liter
247	Gear Puller - 2 Jaw - Reversible - 100mm
247	Gear Puller - 2 Jaw - Reversible - 150mm
247	Gear Puller - 2 Jaw - Reversible - 200mm
247	Gear Puller - 2 Jaw - Reversible - 75mm
247	Gear Puller - 2/3 Jaw - Reversible - 100mm
247	Gear Puller - 2/3 Jaw - Reversible - 150mm
247	Gear Puller - 2/3 Jaw - Reversible - 200mm
247	Gear Puller - 2/3 Jaw - Reversible - 75mm
247	Gear Puller & Bearing Splitter Set - 14 Piece

GENERATOR - OUTSIDE MICROMETER SET

332-335	Generator - 10Hp - Construction Series - Diesel Powered
271	Gloves - General Purpose - High Feel 0.5mm - Large
271	Gloves - General Purpose - High Feel 0.5mm - X-Large
271	Gloves - General Purpose - Large
271	Gloves - General Purpose - X-Large
271	Gloves - Impact Protection - Large
271	Gloves - Impact Protection - X-Large
275	Grease Coupler - Heavy Duty
275	Grease Coupler - Quick Release
275	Grease Coupler - Quick Release - Long
275	Grease Coupler - Right Angle
275	Grease Coupler - Swivel
297	Grease Gun - Industrial - 16v Cordless
297	Grease Gun - Industrial - 16v Cordless - Skin Only
302	Grease Gun - Industrial - 18v Cordless - Skin Only
274	Grease Gun - Lever Action - High Pressure
274	Grease Gun - Pneumatic - Single Shot or Continuous
274	Grease Gun - Pneumatic - Single Shot
275	Grease Gun - Replacement Lubrication Grease
274	Grease Gun - Variable Stroke - Pistol Grip
275	Grease Gun Quick Connect Coupler & Accessory Kit - 6 Piece
275	Grease Gun Set - Mini
H	
189	Hacksaw - 888 Series - Alloy Frame - 12"
189	Hacksaw - Professional - 12"
182-184	Hammers
281	Headlamp - COB LED - Motion Sense On/Off
162-167	Hex Keys
162-166	Hex Key Sets
166	Hex Key Set in Wallet - 888 Series - Metric Short & SAE Long - 25 Piece
237	Hone - Brake Cylinder - 2 Arm - 19 to 63mm
237	Hone - Brake Cylinder - 3 Arm - 19 to 64mm
220	Hone - Engine Cylinder - 3 Arm
220	Hone - Engine Cylinder - 3 Arm - Replacement Stones
220	Hone - Engine Cylinder - 3 Arm - Small
258	Hook & Pick Set - 4 Piece
257	Hook & Pick Set - Extra Long - 4 Piece
257	Hook & Pick Set - Mini - Long - 4 Piece
232	Hose Clamp Plier - Flexi
232	Hose Cutters - Plastic & Rubber - 42mm
232	Hose Cutters - Plastic & Rubber - 75mm
258	Hose Remover Pick Set - 2 Piece
13, 15	Hutch - USA Sumo Series
210	Hydrometer - Battery Fluid
I	
204	Ignition Spark Tester - Inline
107	Impact Adapter - 1"Dr - 1-1/2"
107	Impact Adapter - 1"Dr - 3/4"
103	Impact Adapter - 1/2"Dr - 3/4"
103	Impact Adapter - 1/2"Dr - 3/8"
109	Impact Adapter - 1-1/2"Dr - 1"
109	Impact Adapter - 1-1/2"Dr - 2-1/2"
105	Impact Adapter - 3/4"Dr - 1"
105	Impact Adapter - 3/4"Dr - 1/2"
101	Impact Adapter - 3/8"Dr - 1/2"
290	Impact Driver - 12v Cordless - 1/4" Hex - Mini
290	Impact Driver - 12v Cordless - 1/4" Hex - Mini - Skin Only
294	Impact Driver - 16v Cordless - 1/4" Hex - Mini
294	Impact Driver - 16v Cordless - 1/4" Hex - Mini - Skin Only
300	Impact Driver - 18v Cordless - 1/4" Hex - Brushless - Skin Only
101, 103, 105, 107	Impact Extension Bars
306	Impact Ratchet Wrenches
100, 101-105, 108	Impact Sockets - Individual
100, 102, 104, 107-110	Impact Sockets - Individual - Deep
98, 99	Impact Socket Rail Sets
94-97	Impact Socket Sets
290	Impact Wrench - 12v
294	Impact Wrench - 16v Cordless
298-300	Impact Wrench - 18v Cordless
307-310	Impact Wrench - Pneumatic
289	Impact Wrench Kit - 12v Cordless
293	Impact Wrench Kit - 16v Cordless

298-299	Impact Wrench Kit - 18v Cordless
254	Inspection Mirrors - Telescopic
254	Inspection Mirror & Pick-Up Tool Sets
262	Internal & External Thread Files
330, 331	Inverter Generators
J	
208-209	Jump Starters
K	
188	Knives
240	Knuckle Spreaders
L	
280	LED Pen - Torch/Work light
260	Lift Support Clamp - Universal
238	Line Clamps
238	Line Clamp Sets
176, 177	Locking Plier Sets
245	Locknut Socket - Nissan - 54mm
245	Locknut Socket - Toyota - 55mm
317	Lubricant - Air Tool - 1 Liter
317	Lubricant - Air Tool - 4 Liters
317	Lubricant - Air Tool - 500ml
M	
251	Magnetic Stand - Adjustable - Suits Dial Indicators
265	Mudguard/Fender Protector - Mechanics - Magnetic - SP Blue
265	Mudguard/Fender Protector - Mechanics - Magnetic - SP Green
265	Mudguard/Fender Protector - Mechanics - Magnetic - SP Racing Logo
226	Multi Drain Tubs/Pan - 16 Liter
226	Multi Drain Tubs/Pan - 8 Liter
189	Multi-function Tool - 13-in-1 with LED Flashlight
174	Multigrips - High Leverage - 200mm (8")
174	Multigrips - High Leverage - 250mm (10")
174	Multigrips - High Leverage - 300mm (12")
174	Multigrips Set - 888 Series - 2 Piece
174	Multigrips Set - High Leverage - 3 Piece
196	Multimeter - Digital - Automotive
196	Multimeter - Digital - Electrical
196	Multimeter - Digital with Temperature Gauge - Pocket Size
197	Multimeter Dual Test Lead Set - Alligator & Standard Probe
W	
316	Needle Scaler - Pneumatic - Pistol
316	Needle Scaler - Pneumatic - Straight - Composite
316	Needle Scaler - Pneumatic - Straight - Industrial
212	Noid Light - Individual
212	Noid Light Kit - 10 Piece
160	Nut Clip Driver - Half Flexible Hose - 1/4" Hex - Bit Set - 11 Piece
160	Nut Clip Driver - Half Flexible Hose - 1/4" Hex - Socket Set - 6 Piece
191	Nut Riveter Gun (Nutsert Gun) - Lever Type
191	Nut Riveter Set (Nutsert) - Lever Type - 74 Piece
191	Nut Riveter Set (Nutsert) - Lever Type - 90 Piece
263	Nut Splitter - Individual - 12-16mm
263	Nut Splitter - Individual - 16-22mm
263	Nut Splitter - Individual - 22-27mm
263	Nut Splitter - Individual - 9-12mm
263	Nut Splitter Set - 4 Piece
O	
317	Oil - Compressor - 1 Liter
317	Oil - Compressor - 4 Liter
226	Oil Drain Plug Key Set - 3/8"Dr - 18 Piece
228	Oil Evacuation System - 6 Liter
226	Oil Filter Pliers
224-226	Oil Filter Wrenches
317	Oiler/Lubricator - Inline - Mini - Air Tool
270	Open Mouth Tool Bag
22	Organizer - Cantilever - Heavy Duty - Large
22	Organizer - Cantilever - Heavy Duty - Medium
21	Organizer Unit - Steel - 18 Drawer
257	O-Ring & Scribe Set - 2 Piece
257	O-Ring Remover Set - 4 Piece
253	Outside Micrometer - Individual - 0-25mm (0.01 reading)
253	Outside Micrometer - Individual - 25-50mm (0.01 reading)
253	Outside Micrometer - Individual - 50-75mm (0.01 reading)
253	Outside Micrometer - Individual - 75-100mm (0.01 reading)

PANEL BEATING SET - SCREW EXTRACTOR SET

253	Outside Micrometer Set - 3 Piece	77	Ratchet - Flex Head - Stubby - 43T - 1/4"Dr
P		83	Ratchet - Flex Head - Stubby - 43T - 3/8"Dr
185	Panel Beating Set - 7 Piece	91	Ratchet - Jumbo - 24T - 3/4"Dr
17	Paper Towel Holder - Magnetic	87	Ratchet - Professional - 45T - 1/2"Dr
268	Parts Brush - Bucket	76	Ratchet - Professional - 45T - 1/4"Dr
268	Parts Brush - Flow-Through	82	Ratchet - Professional - 45T - 3/8"Dr
22	Parts Organizer - Large	89	Ratchet - Professional Extra Long - 500mm - 45T - 1/2"Dr
22	Parts Organizer - Medium	88	Ratchet - Round Head Precision - 144T - 1/2"Dr
22	Parts Organizer - Small	76	Ratchet - Round Head Precision - 144T - 1/4"Dr
22	Parts Organizer Set - 3 Piece	82	Ratchet - Round Head Precision - 144T - 3/8"Dr
23	Parts Organizer Tray - Steel - Drawer - Large	88	Ratchet - Sealed Flex Head - 90T - 1/2"Dr
23	Parts Organizer Tray - Steel - Drawer - Small	77	Ratchet - Sealed Flex Head - 90T - 1/4"Dr
266	Parts Tray - Magnetic - 140 x 240mm	83	Ratchet - Sealed Flex Head - 90T - 3/8"Dr
266	Parts Tray - Magnetic - 150mm Dia.	88	Ratchet - Sealed Flex Head - Long - 90T - 1/2"Dr
266	Parts Tray - Magnetic - 270 x 295 x 30mm	76	Ratchet - Sealed Flex Head - Long - 90T - 1/4"Dr
266	Parts Trays & Hook Set - Magnetic - 4 Piece	82	Ratchet - Sealed Flex Head - Long - 90T - 3/8"Dr
255	Pick-Up Tools	88	Ratchet - Sealed Head - 90T - 1/2"Dr
220	Piston Ring Compressor - 50 - 125mm	76	Ratchet - Sealed Head - 90T - 1/4"Dr
220	Piston Ring Compressor - 75 - 175mm	82	Ratchet - Sealed Head - 90T - 3/8"Dr
262	Pitch Gauge - Metric/SAE - 52 Piece	88	Ratchet - Swivel Head - 72T - 1/2"Dr
179	Plier - Hole Punch - 888 Series	77	Ratchet - Swivel Head - 72T - 1/4"Dr
173	Plier Set - Long Handle - 3 Piece	83	Ratchet - Swivel Head - 72T - 3/8"Dr
170	Plier/Cutter Set - 888 Series - 3 Piece	161	Ratchet Driver Set - 2-in-1 - Rotatable - 1/4" Bit Set - 9 Piece
171	Plier/Cutter Set - 888 Series - 4 Piece	161	Ratchet Driver Set - 2-in-1 - Rotatable - 1/4" Bit Set & Socket Rail
170	Plier/Cutter Set - High Leverage - 3 Piece	291	Ratchet Wrench - 12v Cordless - 3/8"Dr - Mini
171	Plier/Cutter Set - Mini - 4 Piece	291	Ratchet Wrench - 12v Cordless - 3/8"Dr - Mini - Long Neck - Skin Only
171	Plier/Cutter Set - Mini - 888 Series - 3 Piece	291	Ratchet Wrench - 12v Cordless - 3/8"Dr - Mini - Skin Only
170	Plier/Cutter Set - VDE Insulated - 3 Piece	295	Ratchet Wrench - 16v Cordless - 1/2"Dr - Skin Only
171	Pliers - Bent Nose - High Leverage - 200mm (8")	307	Ratchet Wrench - Pneumatic - 1/2"Dr
172	Pliers - Combination - 888 Series - 200mm (8")	307	Ratchet Wrench - Pneumatic - 3/8"Dr - Long Neck
171	Pliers - Combination - High Leverage - 175mm (7")	306	Ratchet Wrench - Pneumatic - 3/8"Dr - Mini
171	Pliers - Combination - High Leverage - 200mm (8")	306	Ratchet Wrench - Pneumatic - 3/8"Dr - Mini
172	Pliers - Combination - VDE Insulated - 200mm (8")	159	Ratchet/Socket Set - Finger Tip - Extreme Compact - Low Profile
173	Pliers - Concrete Nippers - 250mm (10")	259	Razor Scraper - 4"
244	Pliers - CV Band	234	Rear Disc Brake Tool
173	Pliers - End Nippers - 200mm (8")	210	Refractometer - Hand-Hand
173	Pliers - Long Handle - 45° Bent - 275mm (11")	203	Remote Starter Switch
173	Pliers - Long Handle - 90° Bent - 275mm (11")	296	Reciprocating Saw - 16v Cordless - Skin Only
173	Pliers - Long Handle - Straight - 275mm (11")	262	Rethreading Kit - Automotive - 42 Piece
172	Pliers - Long Nose - 888 Series - 200mm (8")	192, 193	Riveters
171	Pliers - Long Nose - High Leverage - 150mm (6")	291	Riveter - Industrial - 12v Cordless
171	Pliers - Long Nose - High Leverage - 200mm (8")	302	Riveter - Industrial - 18v Cordless
172	Pliers - Long Nose - VDE Insulated - 200mm (8")	314	Riveter - Pneumatic - Industrial - 1/4"
179	Pliers - Twisting - Safety Wire - Reversible - 150mm (6")	314	Riveter - Pneumatic - Industrial - 3/16"
149	Podger Ratchet Bars	13, 15	Roller Cabinet - USA Sumo Series - 59"
268	Power Board - Surge Protected - 4 Outlets	185	Rubber Mallet - Black - 454g / 16oz / 1lbs
268	Power Board - Surge Protected - 4 Outlets & 4 USB Ports	185	Rubber Mallet - Black - 680g / 24oz / 1.5lbs
203	Power Supply - Memory	185	Rubber Mallet - White - 454g / 16oz / 1lbs
242	Press & Pull Sleeve Kit - Master - 28 Piece	253	Ruler - Stainless Steel - Metric/SAE - 1000mm/40"
235	Pressure Bleeding Kit - Brake & Clutch	253	Ruler - Stainless Steel - Metric/SAE - 150mm/6"
230	Pressure Tester - Cooling System	253	Ruler - Stainless Steel - Metric/SAE - 300mm/12"
230	Pressure Tester - Cooling System - Deluxe	253	Ruler - Stainless Steel - Metric/SAE - 600mm/24"
218	Pressure Tester - Engine Oil	S	
218	Pressure Tester - Engine Oil - Deluxe	270	Safety Glasses - Clear Lens
213	Pressure Tester - Fuel Injection - Multi-Point - Petrol	269	Sandblasting Gun - 1 Liter
214	Pressure Tester - Fuel Injection - Petrol	315	Sander - Disc - Pneumatic - 2" (50mm)
231	Pressure Tester Kit - Cooling System - 21 Piece	315	Sander - Orbit - Pneumatic - Dust Free - 2.5mm
214	Priming Pump - Diesel Injector System	315	Sander - Orbit - Pneumatic - Dust Free - 5mm
215	Priming Pump Kit - Diesel Injection System - 12 Piece	319	Sander Sanding Pad - 6" - Suits D/A Sanders
256, 257	Pry Bar - Extendable - Jimmy End	295	Sander/Polisher - 16v Cordless - Skin Only
246	Pullers - Harmonic Balancer	314	Saw - Pneumatic - Straight
272	Pump - 20 Liter Drum	319	Saw Blade - Pneumatic - Pack of 5 - 24 Teeth - Aluminum
272	Pump - Fluid Transfer - Double Action	319	Saw Blade - Pneumatic - Pack of 5 - 32 Teeth - Steel
272	Pump - Multi-Purpose - 1 Liter	199	Scanner Code Reader - CAN OBDII/EOBD
272	Pump - Oil Suction	199	Scanner Code Reader - CAN OBDII/EOBD/JOBD
187	Punches	258	Scraper & Remover Set - Heavy Duty - 5 Piece
R		259	Scraper Set - Poly - 4 Piece
211	Radio Removal Tool - Ford	259	Scraper Set - Stainless Steel - 3 Piece
88	Ratchet - 888 Series - 72T - 1/2"Dr	259	Scraper/Razor Blades - Single Edge Replacement Blades - 10 Piece
76	Ratchet - 888 Series - 72T - 1/4"Dr	263	Screw Extractor Set - Drill Bit & Guide - 25 Piece
82	Ratchet - 888 Series - 72T - 3/8"Dr	263	Screw Extractor Set - Spiral Type - 5 Piece
88	Ratchet - Flex Head - Stubby - 43T - 1/2"Dr	263	Screw Extractor Set - Straight Type - 5 Piece

SCREWDRIVER - TORX KEY SET

291	Screwdriver - 12v Cordless - 2 Speed
291	Screwdriver - 12v Cordless - 2 Speed - Skin Only
155, 156	Screwdrivers - Individual
152-155	Screwdriver Sets
229	Seal Puller - Twin Hook
229	Seal Removal/Installation Kit - Wick Seals
229	Seal Tool Kit - 24 Piece
265	Seat - Workshop - 3 Drawers - 888 Series
265	Seat - Workshop - Heavy Duty
265	Seat Cover - Mechanics
205	Self-Igniting Pro Gas Soldering/Torch Kit
211	Sensor Socket - Oxygen - 3/8"Dr - 22mm
211	Sensor Socket - Oxygen - 3/8"Dr - Offset - 22mm
211	Sensor Socket Set - 7 Piece
179	Shears/Scissors - Industrial - 180mm (7")
16	Side Cabinet - USA Sumo Series - 20"
242	Slide Hammer Puller Kit
78	Sliding T-Bar - 888 Series - 1/4"Dr
78	Sliding T-Bar - Wobble - 1/4"Dr
84	Sliding T-Bar - Wobble - 3/8"Dr
149	Slogging Wrenches
80, 84, 86, 74-75, 78, 80, 90	Sockets - Individual
74, 79, 85	Sockets - Individual - 888 Series
74, 79, 85	Socket - Individual - Deep
80, 81	Socket - Individual - Spark Plug
57	Socket - T-handle
136	Socket & Wrench Set - 3/8"Dr - E-Torx - 16 Piece
73	Socket Rails
68-73	Socket Rail Sets
136	Socket Rail Set - Flex Crowfoot Nut
56, 58, 59, 61, 62, 64, 66	Socket Sets
57, 60, 63, 65, 66	Socket Set - 888 Series
81	Socket Set - Spark Plug - Magnetic - 3/8"Dr - Spline - 3 Piece
57	Socket Set - T-Handle - 6pt - 9 Piece
67	Socket Set in X-Case - 1/2"Dr - Metric/SAE - 12pt - 26 Piece
67	Socket Set in X-Case - 1/4" & 3/8"Dr - Metric/SAE - 12pt - 42 Piece
143	Wrench - Individual - Box Gear Drive Double Ring
146	Wrench - Individual - Brake Bleeder - Double Ring
138	Wrench - Individual - Combination ROE - 888 Series
137, 138	Wrench - Individual - Combination ROE Quad Drive
144, 145	Wrench - Individual - Double Box Ring
143	Wrench - Individual - Double Gear Drive Ring
145, 146	Wrench - Individual - Double Ring
146	Wrench - Individual - Flare Nut
147	Wrench - Individual - Flex Crowfoot Nut
147	Wrench - Individual - Flex Head Flare Nut - Metric - 10 x 11mm
141	Wrench - Individual - Flex Head Gear Drive ROE Quad Drive
139	Wrench - Individual - Gear Drive ROE Quad Drive
140	Wrench - Individual - Gear Drive ROE - 888 Series
144	Wrench - Individual - Locking Flex Head Gear Drive Double Ring
142	Wrench - Individual - Speed Drive Gear Drive ROE
159	Wrench Bit Sets
270	Wrench Racks
129	Wrench Set - Box Drive Double Ring
237	Wrench Set - Brake Bleeder
119	Wrench Set - Combination ROE
117-119	Wrench Set - Combination ROE - 888 Series
115-116, 118	Wrench Set - Combination ROE Quad Drive
131, 132	Wrench Set - Double Box Ring
128	Wrench Set - Double Gear Drive Ring
133	Wrench Set - Double Ring
134	Wrench Set - Flare Nut
135	Wrench Set - Flex Head Flare Nut
124, 125	Wrench Set - Flex Head Gear Drive ROE Quad Drive - 8 Piece
122	Wrench Set - Gear Drive ROE - 888 Series - 15" Offset - Metric - 9 Piece
120-123	Wrench Set - Gear Drive ROE Quad Drive - 0" Offset - Metric - 12 Piece
130	Wrench Set - Locking Flex Head Gear Drive Box Double Ring - 8 Piece
126-127	Wrench Set - Speed Drive ROE Gear Drive - 0" Offset - Metric - 12 Piece
204	Spark Plug Boot Pullers
204	Spark Plug Hole Rethreader - 14mm/18mm
204	Spark Plug Installation/Removal Tool

204	Spark Plug Ramp Gauge
269	Spray Cleaning Gun - 1 Liter
269	Spray Cleaning Gun - Flexible - 1 Liter
245	Spring Compressor - Coil Spring - 2 Piece
245	Spring Compressor - MacPherson Strut Spring - 2 Piece
200	Stethoscope - Mechanics
265	Stool with Storage - Pneumatic
265	Stool with Swivel Top - Pneumatic
222	Stretch Belt Tool -
261	Stud Removal & Insert Set - 28 Piece
261	Stud Removal & Installation Tool
261	Stud Remover Set - 5 Piece
T	
197	Tachometer - Digital - Non-Contact
197	Tachometer - Laser Actuated
262	Tap & Die Set - Heavy Duty - 32 Piece
253	Tape Measure - 8m
252	Telescopic Gauge Set - 6 Piece
222	Tensioner Lock Out Pin Set - 6 Piece
197	Thermometer - Infrared - Laser Guided
197	Thermometer - Infrared - Mini
198	Timing Light - Adjustable Advance
198	Timing Light - Professional
276	Tire Chuck - Dual Head
277	Tire Gauge - Pencil Type
277	Tire Gauge with Hose - Professional
276	Tire Inflator with Deflator - Digital - Professional
276	Tire Inflator with Deflator - Professional
277	Tire Pressure Gauge - Dial
23	Tool Box - Cantilever - Heavy Duty - 15 Liter
23	Tool Box - Cantilever - Heavy Duty - 22 Liter
24	Tool Box - Compact Technicians - 5 Tray
26	Tool Box - Field Service - Off Road Series - Heavy Duty - 7 Drawer
27	Tool Box - Field Service - Off Road Series - Heavy Duty - 7 Drawer - Black
27	Tool Box - Field Service - Off Road Series - Heavy Duty - 7 Drawer - White
42	Tool Kit - 107pc (No Box)
42	Tool Kit - 89 Piece (No Box)
40	Tool Kit - General Kart Maintenance
42	Tool Kit - Metric Only - 100 Piece (No Box)
43	Tool Kit - Metric Only - 137 Piece (No Box)
43	Tool Kit - Metric/SAE - 133 Piece (No Box)
34	Tool Kit - Off Road Series - Field Service - Metric/SAE - 371 Piece
36	Tool Kit - Off Road Series - Field Service - Metric/SAE - 380 Piece
38	Tool Kit - Off Road Series - Field Service - Metric/SAE - 406 Piece - Black
38	Tool Kit - Off Road Series - Field Service - Metric/SAE - 406 Piece - White
40	Tool Kit - Starter - 888 Series - 66 Piece
32	Tool Kit - USA Sumo Series - 113" Workstation - 566 Piece
32	Tool Kit - USA Sumo Series - 113" Workstation - 566 Piece
30	Tool Kit - USA Sumo Series - 79" Workstation - 463 Piece
30	Tool Kit - USA Sumo Series - 79" Workstation - 463 Piece - Blue/Black
30	Tool Kit - USA Sumo Series - 79" Workstation - 463 Piece - Green/Black
32	Tool Kit - USA Sumo Series - 113" Workstation - 566 Piece - Green/Black
41	Tool Kit in X-Case - Mobile - 1/2"Dr Metric/SAE - 60 Piece
41	Tool Kit in X-Case - Mobile - 3/8"Dr Metric/SAE - 65 Piece
17	Tool Organizer - Magnetic - Foldable Holder
17	Tool Organizer - Magnetic - Pry Bar Holder
17	Tool Organizer - Magnetic - Spray Can Holder
17	Tool Organizer - Magnetic - Stepped Holder
17	Tool Organizer - Magnetic - Tray and Screwdriver Holder
280	Torch/Work Light - COB LED - Ultra Bright
281	Torch/Work Light - LED Pen - Magbase
280	Torch/Work Light - SMD LED - Magbase
251	Torque Gauge - Angular - 1/2"Dr
249-250	Torque Wrench - Digital
250	Torque Wrench - Micrometer
164	Torx Key - Individual - T-Handle - Color Coded - Torx - T10
167	Torx Key - Individual (Pack of 5) - Black
167	Torx Key - Individual (Pack of 5) - Chrome
162, 163	Torx Key Set - Chrome Magnetic - Torx - 9 Piece
163	Torx Key Set - Color Coded - 888 Series - Torx - 9 Piece
163	Torx Key Set - Color Coded - 888 Series - Torx Tamper Proof - 9 Piece
162	Torx Key Set - Color Coded - Torx Tamper Proof - 9 Piece

TORX KEY SET - WRACK WRENCH

166	Torx Key Set - Folding - Magnetic - 888 Series - Torx - 7 Piece
165	Torx Key Set - Folding - Magnetic - Torx - 7 Piece
165	Torx Key Set - T-Handle - 888 Series - Torx - 8 Piece
164	Torx Key Set - T-Handle - Color Coded - Torx - 8 Piece
229	Transmission Stop-Off Tool
248	Trim Panel & Scraper Set - 28 Piece
248	Trim Removal Set - 4 Piece
248	Trim Removal Set - 888 Series - 6 Piece
19	Trolley - Diagnostic - 4 Drawer
20	Trolley - Service - 3 Shelf Adjustable
20	Trolley - Tool - 2 Drawer
24	Truck Box with Tote Tray - Heavy Duty - Off Road Series - 30 Liter
24	Truck Box with Tote Tray - Heavy Duty - Off Road Series - 81 Liter
25	Truck/Ute Boxes - Steel - Industrial Duty - 3 Drawer
239	Tube Bender Pliers - Deluxe
239	Tube Cutter - 3 to 22mm
239	Tube Cutter - Heavy Duty - 3 to 35mm
260	Tweezer Set - 4 Piece
U	
283	Universal Adjustable Tripod - Suits Flood Lights
282	Universal Clamp - Suits Flood Lights
101, 103, 105, 107, 109	Universal Impact Joint - 1"Dr
76, 82, 87, 90	Universal Joint - 1/2"Dr
76, 87, 82	Universal Joint - 888 Series - 1/2"Dr
283	3N1 UVC Work light
V	
337	Vacuum Cleaner/Blowers
214	Vacuum/Fuel Pump Tester Kit
277	Valve Core Tool - Lock-On
219	Valve Lapper
219	Valve Spring Compressor
219	Valve Spring Compressor
219	Valve Spring Compressor - Screw Type - Overhead
252	Vernier Calipers - 150mm/6"
252	Vernier Calipers - 200mm/8"
252	Vernier Calipers - Digital - 150mm/6"
252	Vernier Calipers - Digital - 200mm/8"
234	Vernier Calipers - Disc Brake
234	Vernier Calipers - Drum Brake
203	Voltage Tester - Dualite Hi/Low
W	
260	Windscreen Removal Tool
247	Wiper Arm Removal Tool - Universal
267	Wire Brush Set - 230mm - 3 Piece
267	Wire Brush Set - 254mm - 3 Piece
267	Wire Brush Set - 355mm - 3 Piece
267	Wire Brush Set - Mini - 180mm - 3 Piece
267	Wire Brush Set - Mini - 888 Series - 180mm - 6 Piece
205	Wire Cutter & Stripper
205	Wire Stripper - Automatic
280	Work Light - COB LED - Compact
280	Work Light - COB LED - Magbase
281	Work Light - Under Hood - Premium - SMD LED - Cordless
292	Work Light/Flashlight - 12v Cordless
292	Work Light/Flashlight - 12v Cordless - Skin Only
296	Work Light/Flashlight - 16v Cordless - Skin Only
279	Work Light/Flashlight - COB LED - Slimline
279	Work Light/Flashlight - SMD LED - Wireless Charge
278	Work Light/Flashlight - SMD LED - Wireless Charge - Dual Pack
243	Wrack Wrench - Heavy Duty

NOTES

NOTES

This image shows a single sheet of white paper with horizontal ruling lines. The lines are evenly spaced and run across the width of the page. There are no margins, text, or other markings on the paper.

NOTES

SP TOOL BOXES - 12 MONTH WARRANTY

SP Tool Boxes are covered against manufacturing defects or faulty materials. This warranty does not cover overloading, abuse, misuse, and normal wear and tear. Tool Chests are designed for use in a workshop situation. The warranty does not cover the use of chests in a mobile situation with the exemption of our mobile solutions storage. All warranty claims must be returned to an authorized SP Tools USA dealer, freight pre-paid, and packed to avoid transportation damage. If the claim is rejected, the product will be returned to the customer at their expense.

SP HAND TOOLS - LIFETIME WARRANTY

SP Hand Tools are covered against manufacturing defects or faulty materials. This warranty does not cover overloading, abuse, misuse, and normal wear and tear. All SP Hand Tools are designed and manufactured for specific purposes, and if not used for that intended purpose they will not be covered by the lifetime warranty. Tools that fail due to manufacturing defects or faults may be returned to an SP USA Hand Tool authorized dealer for repair or replacement at the sole discretion of SP Tools USA - All measuring equipment (12-month warranty), battery operated wrenches (24-month warranty), striking and cutting tools, batteries (6-month warranty).

SP AUTOMOTIVE SPECIALITY TOOLS - 12 MONTH WARRANTY

SP USA Automotive Speciality Tools are covered against manufacturing defects or faulty materials. This warranty does not cover overloading, abuse, misuse, and normal wear and tear. All SP Automotive Speciality Tools are designed and manufactured for specific purposes, and if not used for that intended purpose they will not be covered by the 12-month warranty. Tools that fail due to manufacturing defects or faults may be returned to an SP USA Automotive Speciality Tool authorized Distributor for repair or replacement at the sole discretion of SP Tools USA.

SP AIR TOOLS & COMPRESSORS

SP USA Air Tools are warranted for 12 months, from date of sale to the end user. This warranty covers faulty workmanship and materials only. Such accessories as pads, blades, retainer springs, chisels, chucks or any other such attachments are not included. Products which are being claimed for warranty are to be returned to SP Tools USA with freight prepaid with your name address, adequate proof of date of purchase and a short description of the defect. This warranty does not apply to products which have been abused, misused, modified or repaired by anyone other than an Austech appointed repair agent. Austech's sole liability under this warranty is limited to the repair or replacement of the defective product. The decision to repair or replace remains solely at the discretion of SP Tools USA only and the repairs or replacements are warranted as described above for the remainder of the original warranty period.

Any warranty repairs are limited to the warranty fault identified and as such will not include any other faults due to misuse, abuse, failure to maintain, fair wear and tear or the replacement of serviceable items such as oil, spark plugs, air filters, fuel etc..

Note: Warranty cover only applies if valid proof of purchase is presented when the warranty is requested. The warranty period starts from the original date of purchase. Units which fail to perform by specification due to non-warrantable causes will be subject to freight, repair and or quote charges

Our goods come with guarantees that cannot be excluded under Australian Consumer Law. You are entitled to a replacement or refund for a major failure and for compensation for any other reasonably foreseeable loss or damage. You are also entitled to have the goods repaired or replaced if the goods fail to be of acceptable quality and the failure does not amount to a major failure.

© Copyright

Reproduction of this price list whole or in part is prohibited without written approval from SP TOOLS USA.
SP TOOLS USA logos are registered trademarks and should not be reproduced without written approval from SP TOOLS USA.
Torx® is a registered trademark of Textron Inc. Phillips® is a registered trademark of The Phillips Screw Co.

While every effort is made to ensure that product information is correct at time of print, we reserve the right to correct printing errors.




THE SP TOOLS RANGE IS AVAILABLE FOR PURCHASE ONLINE AT:

SPTOOLSUSA.COM

AND AT YOUR NEAREST SP TOOLS DEALER

YOUR LOCAL SP TOOLS DEALER:



VISIT SPTOOLSUSA.COM FOR MORE INFORMATION



9 330514 076019

CAT-SP20A