

SPTOOLSUSA.COM



THE AUSTRALIAN TOOL COMPANY
TAKING TOOLS TO THE WORLD.

2019
CATALOG



OWN QUALITY TOOLS TODAY AND PAY FOR THEM OVER TIME

- EASY CREDIT APPLICATION PROCESS
- WE DO THE WORK FOR YOU
- NO UNNECESSARY PAPER WORK
- AFFORDABLE MONTHLY PAYMENTS
- FINANCING OPTIONS FOR SHOP OWNERS AND INDIVIDUALS
- SHOP OWNERS CAN BENEFIT FOR SECTION 179 TAX BENEFITS

SP Easy Credit can help you finance your SP Tools USA purchase of \$400 or more for up to 12 months same as cash* no interest if paid in full within 6 or 12 months. SP has Lease options for purchases over value of \$4000* and interest can be deferred for up to 3 months.



APPLY NOW!

1. Visit sptoolsusa.com and Complete Our Contact Request Form.
2. One of Our Friendly Consultants Will Call You Back to Finalize Your Application.
3. Shop Owners and Individual Financing Options Available To Qualified Applicants.

Apply on any
device



SHOP OWNER LEASE PAYMENT EXAMPLES				
PURCHASE AMOUNT	1 YEAR	2 YEARS	3 YEARS	4 YEARS
\$2000	\$182	\$98	\$NA	\$NA
\$4000	\$364	\$196	\$129	\$110
\$6000	\$539	\$282	\$193	\$151
\$8000	\$718	\$383	\$257	\$201
\$10000	\$881	\$462	\$316	\$247



TOOLS TODAY - PAY MONTHLY

Shop owner financing provided by Ascentium Capital and Individual financing options provided by Synchrony Bank. *Subject to credit approval. Minimum monthly payments required. See store for details • \$1 buyout at lease-end • 2+ years' time in business required • Excludes sales tax and shipping • Pricing above is subject to credit approval by Ascentium Capital • These payments are an indication only and variables such as loan type, applicant profile and current interest rates are not taken into account. Exact payments will be provided on application. For approved applicants only, terms and conditions apply • Ascentium Capital financing can help you finance purchased over \$4,000 up to five years • Offers expire December 31, 2019

STORAGE SOLUTIONS 1

TOOL KITS 2

SECTION INDEX 6

SECTION INDEX 30

SOCKETS & ACCESSORIES 3

IMPACT SOCKETS & ACCESSORIES 4

SECTION INDEX 94

SECTION INDEX 116

WRENCHES 5

SCREWDRIVERS, HEX KEYS & BIT SETS 6

SECTION INDEX 134

SECTION INDEX 160

PLIERS & CUTTERS 7

STRIKING, CUTTING & FASTENING 8

SECTION INDEX 170

SECTION INDEX 178

SPECIALITY TOOLS 9

SP CORDLESS 10

SECTION INDEX 188

SECTION INDEX 258

SP AIR TOOLS 11

WARRANTY

SECTION INDEX 270

WARRANTY INFORMATION ... 319



SP Tools

SP Tools and SP Air is represented by numerous International agents in many countries around the world, including a number of company owned and operated offices. The range covers Air Tools, Power Tools, Hand Tools, Auto Specialty Tools, Garage Equipment, Air Compressors and other associated products. For 40 years SP has been at the forefront of design and manufacturing.

As a proudly Australian owned company we have maintained our position statement of “Manufactured for the Professional”. Research, development and innovation continues to drive us to produce a better product whilst listening to and satisfying the demands of professional tradesman in the global market.



WWW.SPTOOLSUSA.COM

For most businesses a website is one of the most important investments you can make. At SP Tools our website is the face of our global business. It allows us to provide the most up to date information to the largest audience possible. It is our best tool for communicating our product message to the professionals that use our tools and to help those professionals make the best choices.

The site gets updated on a regular basis with the latest product information, special deals, and educational video content. The SP Tools team are constantly striving to give you the information to help make your choice of tools easy, accurate and cost effective.

Customer service is as important to us as product quality. So to help both our distributors and our professional users we have made it easy to find your local outlet and or your local service dealer. We also appreciate your feedback on anything we do, so please feel free to contact us so we can continue to improve our services. SP Tools.....Manufactured for the Professional.

FACEBOOK

Want to keep up to date on the latest in SP Tools, SP Tools Racing program? Follow us on

[Facebook/SPTOOLSUSA](https://www.facebook.com/SPTOOLSUSA)



Walkinshaw Racing

As a valued partner of Walkinshaw Racing, SP Tools provides SP Air and SP Hand Tools for use across a wide range of applications. In an environment where winning is everything, the culmination of many variables must be aligned in order to achieve the ultimate result – victory.

Anthony McDonald, Team Manager, comments “The SP Air and Hand Tools that we use are fantastic. Be it in race conditions or back at the workshop, we are all impressed by their quality and reliability. And with the recent build of a complete new chassis, our engineers and mechanics were all hands-on with the SP gear – it’s great to have their support”. Twenty full time engineers and mechanics, hundreds of man hours in design, fabrication and assembly, one tool suppliers. SP – official Air and Hand Tool suppliers and a major partner of Walkinshaw.



Photo: Walkinshaw Engine Department.

KTM-Husqvarna Australia

When it came to setting up the KTM-Husqvarna National Training Centre we wanted to represent our product as per the Motto “READY TO RACE” this means quality, reliability, performance and value. All words that also describe the SP Tools range of products.

It was with this in mind that I worked my way through the SP Tools catalogue, setting out a workshop environment that was not only pleasing to the eye but effective and efficient to work in, it was also important that attending technicians could return to their workshops with ideas on how to improve their own workshop layout.

SP not only had the range of tools covered, but also offer storage cabinets, roll cabs, and benches to build the entire workshop space.

I highly recommend the SP Tools range of products.

ROB TWYEROULD - MOTORSPORT & TECHNICAL SERVICE MANAGER



Photo: KTM's new training facility in Sydney using SP roller cabinets and workbenches.

TESTIMONIALS

Karting Australia

The partnership between SP Tools and Karting Australia has played an integral part in providing the platform for more people across the country to “Get Started in Karting”. Since launching the SP Tools Junior Sprockets program in late 2015, hundreds of young children, both boys and girls, have had the opportunity to be involved in the sport.

The recent launch of the Torini four-stroke engine for the endurance karting sector represents an exciting time for both the team at SP Tools and the Australian karting industry.

We look forward to continuing our partnership with SP Tools for many years to come.

KELVIN O'REILLY – KARTING AUSTRALIA CEO



Official Partner of Karting Australia

WE ARE A PROUD SUPPORTER OF JUNIOR SPROCKETS





1 SP STORAGE SOLUTIONS

SECTION INDEX

WORKSHOP SERIES //

Workshop Benches	8
Tear Down Bench	8
Storage Modules	9
Storage Cabinet	9
Mobile Workstations	10
Storage Dividers, Separators & Bins ...	10
Fixed Workstations	11

CONCEPT SERIES //

Tool Boxes	12
Roller Cabinets	12
Intermediate Tool Box	13
Roller Cabinet Workbenches	13

TEK LINE //

Tool Boxes	14
Roller Cabinets	14
Roller Cabinet Workbenches	16

SUMO SERIES //

Power Hutch Tool Box & Roll Cab	17
Tool Boxes	18
Roller Cabinets	18

CUSTOM SERIES //

Tool Boxes	19
Roller Cabinets	20
Intermediate Boxes	20
Tool Cabinets	21
Workshop Roller Cabinets	21
Tool & Service Tool Carts	23
Side Tool Cabinets	24
Wall Tool Cabinet	24

MOBILE SOLUTIONS //

Compact Technicians Tool Boxes	24
Portable Canvas Tool Bags	25
Off Road Field Service Boxes	26
Off Road Truck Boxes	27
Cantilever Tool Boxes	27
Plastic Storage Cases	28
Waterproof Storage Case	28

ACCESSORIES //

Tool Box Covers	29
Tool Tray Tidy System	29
Magnetic Holders	29

WORKSHOP BENCHES



HEAVY-DUTY WORKSHOP BENCH
49.21" W x 25.39" D x 34.33" H

Model No.	Description
SP40410	<ul style="list-style-type: none">• 2 Drawer Workshop Bench• 2 Lockable Drawers 13.58" w x 16.92" d x 4.72" h• Rubber worktop• Load capacity: 2,025 lbs.• Can be bolted to floor



HEAVY-DUTY WORKSHOP BENCH
78.74" W x 25.39" D x 34.33" H

Model No.	Description
SP40400	<ul style="list-style-type: none">• 3 Drawer Workshop Bench• 3 Lockable Drawers 13.58" w x 16.92" d x 4.72" h• Combination stainless steel / rubber worktop• Load capacity: 2,205 lbs.• Can be bolted to floor

TEAR DOWN BENCH



PROFESSIONAL ENGINE TEAR DOWN BENCH
47.24" W x 25.39" D x 34.33" H

Model No.	Description
SP40415	<ul style="list-style-type: none">• 1 Drawer Engine Tear Down Bench• Fluid receiver: 5 liter• Load capacity: 550 lbs.• Comes with casters for mobility - 2x Lockable/swivel and 2x fixed casters

STORAGE BOXES

18 DRAWER STORAGE BOX

Features:

- Can be used for parts storage in workshops or mobile service vehicles
- Parts bins lock into outer steel cabinet

Model No.	Description
SP40568	<ul style="list-style-type: none">• 18 Drawer 32.51" w x 11.81" d x 12" h• Drawers 4.64" w x 11.25" d x 2.36" h



STORAGE CUPBOARD

IDEAL FOR ALL KINDS OF GENERAL WORKSHOP STORAGE



2 DOOR STORAGE CABINET

Model No.	Description
SP40450	<ul style="list-style-type: none">• Lockable 2 door storage cabinet, adjustable shelves• Size: 1220w x 610d x 1981h <div><small>* Delivered as a flat pack, assembly required</small> <small>* Compressor & Safety gear not included</small></div>



Key Lock




Adjustable Shelves



Joins together to storage on next page

CONCEPT SERIES TOOL BOXES & ROLLER CABINETS



CONCEPT SERIES TOOL BOX
7 DRAWER
28.74" W x 18.7" D x 19.09" H

Model No.	COLOR	Dimensions:
SP40221	GREEN/BLACK	• 3 Drawers 6.69" w x 15.94" d x 1.9" h
SP40231	ORANGE/BLACK	• 2 Drawers 22.44" w x 15.94" d x 1.9" h
SP40202	BLUE	• 2 Drawers 22.44" w x 15.94" d x 3.14" h
SP40212	RED	
SP40262	BLACK	

COMBINE THE TOOL BOX WITH ROLLER CABINETS FOR MORE STORAGE



CONCEPT SERIES ROLLER CABINET
7 DRAWER
29.33" W x 18.7" D x 29.72" H (36.02"H WITH CASTERS)

Model No.	COLOR	Dimensions:
SP40224	GREEN/BLACK	• 6 Drawers 22.44" w x 16.14" d x 1.96" h
SP40234	ORANGE/BLACK	• 1 Drawer 22.44" w x 16.14" d x 6.49" h
SP40203	BLUE	
SP40213	RED	
SP40263	BLACK	

CONCEPT SERIES INTERMEDIATE TOOL BOX

CONCEPT SERIES INTERMEDIATE TOOL BOX
3 DRAWER
730W x 475D x 325H

Model No.	COLOR
SP40261	BLACK

- Dimensions:
- 2 Drawers 570w x 410d x 54h
 - 1 Drawer 570w x 410d x 83h
- Internal locking system for extra security
 - Heavy-Duty 28 ball-bearing drawer slides
 - Robust wall construction
 - Double powder coating resists scratching
 - Full drawer extension capabilities
 - SP Cliklok on all drawers ensures drawers stay shut and secure




For extra storage space, you can combine the Concept top boxes and Concept intermediate box with any of the Concept roller cabinets on page 12

CONCEPT SERIES ROLLER CABINETS

CONCEPT SERIES ROLLER CABINET
13 DRAWER - 28.74" W x 18.7" D x 12.79" H (40.55"H WITH CASTERS)

Model No.	COLOR
SP40256R	WHITE/RED HANDLES
SP40266	BLACK

- Dimensions:
- 1 Drawer - 37.79" w x 16.14" d x 5.11" h
 - 5 Drawers - 23.34" w x 16.14" d x 2.12" h
 - 1 Drawer - 23.34" w x 16.14" d x 4.40" h
 - 1 Drawer - 23.34" w x 16.14" d x 6.69" h
 - 3 Drawers - 13.18" w x 16.14" d x 2.12" h
 - 1 Drawer - 13.18" w x 16.14" d x 4.40" h
 - 1 Drawer - 13.18" w x 16.14" d x 11.25" h



- The SP High Performance range of roller cabinets offer the most durable and secure method to store your tools with Maxidraw
- Rigid dog-bone frame construction offers maximum rigidity.
 - Heavy-Duty 24 ball-bearing drawer slides.
 - Side storage compartments suitable for aerosol cans plus Side Table.
 - SP Cliklok on all drawers ensures drawers stay shut and secure



CONCEPT SERIES ROLLER CABINET
WITH POWER TOOL CUPBOARD
8 DRAWER - 42.95" W x 18.50" D x 34.17" H (40.5" H WITH CASTERS)

Model No.	COLOR
SP40207	BLUE

- Dimensions:
- 1 Drawer - 36.88" w x 16.14" d x 5.11" h
 - 5 Drawers - 22.44" w x 16.14" d x 2.12" h
 - 1 Drawer - 22.44" w x 16.14" d x 4.40" h
 - 1 Drawer - 22.44" w x 16.14" d x 6.69" h
 - 1 Cupboard - 13.46" w x 17.55" d x 22.92" h
- Cupboard comes with one shelf (Shelf can be positioned at 4 different heights)

- The SP High Performance range of roller cabinets offer the most durable and secure method to store your tools with the added bonus of the Power Tool Cupboard and Maxidraw
- Rigid dog-bone frame construction offers maximum rigidity.
 - Heavy-Duty 24 ball-bearing drawer slides.
 - Side storage compartments suitable for aerosol cans plus Side Table.
 - Powertool Cupboard comes with one shelf.
 - SP Cliklok on all drawers ensures drawers stay shut and secure



TEK LINE TOOL BOXES & ROLLER CABINETS



TEK LINE TOOL BOX
7 DRAWER
28.74" W x 18.70" D x 19.96" H

Model No.	COLOR	Dimensions:
SP42205	WHITE BOX BLACK DRAWERS BLUE HANDLES	• 3 Drawers 6.69" w x 16.14" d x 2.12" h • 2 Drawers 22.44" w x 16.14" d x 2.12" h • 2 Drawers 22.44" w x 16.14" d x 3.26" h
SP42206	WHITE BOX BLACK DRAWERS RED HANDLES	

COMBINE THE TOOL BOX WITH ROLLER CABINETS FOR MORE STORAGE

Dog bone style frame construction offers maximum rigidity

Soft Close Drawers with Locking System

Side Storage Compartments - x3

Removable Side Storage/Trash Bin


Paper Towel Holder

Heavy-Duty Wheels

Combined Dimensions
745w x 475d x 1390h (1520h with casters)

TEK LINE ROLLER CABINET
7 DRAWER
28.89W x D x 18.89H (40.55H WITH CASTERS)

Model No.	COLOR	Dimensions:
SP42255	WHITE BOX BLACK DRAWERS BLUE HANDLES	• 3 Drawers 22.44" w x 16.14" d x 2.12" h • 2 Drawers 22.44" w x 16.14" d x 4.40" h • 2 Drawer 22.44" w x 16.14" d x 6.69" h
SP42256	WHITE BOX BLACK DRAWERS RED HANDLES	



TEK LINE TOOL BOXES & ROLLER CABINETS



TEK LINE TOOL BOX
7 DRAWER
44.88" W x 18.89" D x 18.77" H

Model No.	COLOR	Dimensions:
SP42345	WHITE BOX BLACK DRAWERS BLUE HANDLES	• 2 Drawers - 22.44" w x 16.14" d x 2.12" h • 2 Drawers - 22.44" w x 16.14" d x 4.40" h • 3 Drawers - 12.32" w x 16.14" d x 4.40" h
SP42346	WHITE BOX BLACK DRAWERS RED HANDLES	

COMBINE THE TOOL BOX WITH ROLLER CABINETS FOR MORE STORAGE

Soft Close Drawers with Locking System

Side Storage Compartments - x3

Removable Side Storage/Trash Bin


Paper Towel Holder

Heavy-Duty Wheels

Combined Dimensions
45.07" w x 18.89" d x 53.03" h (59.29" h with casters)

TEK LINE ROLLER CABINET
13 DRAWER
1145W x 480D x 870H (1029 WITH CASTERS)

Model No.	COLOR	Dimensions:
SP42355	WHITE BOX BLACK DRAWERS BLUE HANDLES	• 1 Drawer - 36.88" w x 16.14" d x 5.11" h • 5 Drawers - 22.44" w x 16.14" d x 2.12" h • 1 Drawer - 22.44" w x 16.14" d x 4.40" h • 1 Drawer - 22.44" w x 16.14" d x 6.69" h • 3 Drawers - 12.22" w x 16.14" d x 2.12" h • 1 Drawer - 12.22" w x 16.14" d x 4.40" h • 1 Drawer - 12.22" w x 16.14" d x 11.25" h
SP42356	WHITE BOX BLACK DRAWERS RED HANDLES	



WORKSHOP TOOL CABINETS



CUSTOM SERIES ROLLER CABINET
WITH POWER TOOL CUPBOARD
10 DRAWER
56.45" W x 22.04" D x 42.28" H

Model No.	COLOR
SP40091	BLACK
SP40092	GREEN/GREEN
SP40093	ORANGE/GREEN

Dimensions:

- 1 Drawer 52.16" w x 19.64" d x 4.84" h
- 1 Drawer 37.28" w x 19.64" d x 4.84" h
- 2 Drawers 22.44" w x 19.64" d x 2.95" h
- 1 Drawer 22.44" w x 19.64" d x 3.93" h
- 1 Drawer 22.44" w x 19.64" d x 8.07" h
- 2 Drawers 12.32" w x 19.64" d x 2.95" h
- 1 Drawer 12.32" w x 19.64" d x 3.93" h
- 1 Drawer 12.32" w x 19.64" d x 8.07" h
- 1 Cupboard 13.18" w x 19.64" d x 23.54" h

Includes one adjustable shelf

- Features:
- Stainless Steel Top
 - Full drawer extension capabilities
 - Internal locking system
 - Heavy-Duty 28 ball-bearing drawer slides
 - Double powder coating resists scratching
 - SP Kliklok on all drawers ensures drawers stay shut and secure



CUSTOM SERIES "SUMO"
WORKSHOP TOOL CABINET
20 DRAWER
77.16" W x 29.33" D x 46.29" H

Model No.	COLOR
SP40080	BLACK

Dimensions:

- 8 Drawers 14.56" w x 26.57" d x 3.11" h
- 3 Drawers 14.56" w x 26.57" d x 4.21" h
- 1 Drawer 14.56" w x 26.57" d x 6.41" h
- 1 Drawer 14.56" w x 26.57" d x 10.82" h
- 3 Drawers 30.51" w x 26.57" d x 3.11" h
- 2 Drawers 30.51" w x 26.57" d x 4.21" h
- 1 Drawer 30.51" w x 26.57" d x 6.41" h
- 1 Drawer 48.38" w x 26.57" d x 4.84" h

- Features:
- Kliklok drawer locking system
 - Heavy-Duty full extension ball-bearing slides
 - Extreme duty casters
 - Drawer load capacity 286lbs.
 - Total load capacity 5070lbs.



SUMO SERIES POWER HUTCH TOOL CABINETS



SUMO SERIES POWER
HUTCH TOOL BOX
18 DRAWER
41.96" W x 18.89" D x 63.38" H

Model No.	COLOR
SP40699	BLACK/ RED HANDLES

5 Drawer Power Hutch Tool Cabinet
41.37" w x 18.54" d x 21.92" h

- 3 Drawers 23.34" w x 16.14" d x 2.12" h
- 1 Drawer 13.18" w x 16.14" d x 2.12" h
- 1 Drawer 13.18" w x 16.14" d x 4.40" h

13 Drawer Power Hutch Roller Cabinet
41.96w x 18.89d x 42.08h (in)

- 1 Drawer 37" w x 16.14" d x 5.11" h
- 5 Drawers 23.34" w x 16.14" d x 2.12" h
- 1 Drawer 23.34" w x 16.14" d x 4.40" h
- 1 Drawer 23.34" w x 16.14" d x 7.83" h
- 3 Drawers 13.18" w x 16.14" d x 2.12" h
- 1 Drawer 13.18" w x 16.14" d x 4.40h" h
- 1 Drawer 13.18" w x 16.14" d x 12.40" h




- Heavy-Duty 28 ball-bearing drawer slides.
- Dual gas strut lid stays.
- Robust wall construction.
- Full drawer extension capability.
- Double powder coating resists scratching.

(Hutches and Roller Cabinets are not sold separately)



*Tools & Hooks not included. Images for illustration purposes only



SUMO SERIES TOOL BOXES



CUSTOM “SUMO” SERIES TOOL BOXES
7 DRAWER
33.11” W x 17.51” D x 18.18” H

Model No.	COLOR
SP40120	BLACK
SP40121	BLACK/BLUE
SP40122	BLACK/GREEN

- Dimensions:
- 2 Drawers 30.15” w x 16.14” d x 2.93” h
 - 2 Drawers 30.15” w x 16.14” d x 1.88” h
 - 3 Drawers 9.92” w x 16.14” d x 1.88” h

30%
WIDER STORAGE

COMBINE THE TOOL BOX WITH ROLLER CABINETS FOR MORE STORAGE

FEATURES:

Dog bone style frame construction offers maximum rigidity



30% WIDER DRAWERS

Heavy-Duty Wheels

CUSTOM “SUMO” SERIES ROLLER CABINET
7 DRAWER
33.58” W x 18.07” D x 30.66” H

Model No.	COLOR
SP40125	BLACK
SP40126	BLACK/BLUE
SP40127	BLACK/GREEN

- Dimensions:
- 1 Drawer 29.25” w x 16.14” d x 6.04” h
 - 6 Drawers 29.25” w x 16.14” d x 2.93” h

30%
WIDER STORAGE

CUSTOM SERIES TOOL BOX
7 DRAWER
26.29” W x 12.44” D x 18.14” H

Model No.	COLOR
SP40101	BLACK

- Dimensions:
- 3 Drawers 6.29” w x 10.90” d x 1.57” h
 - 2 Drawers 22.44” w x 10.90” d x 1.57” h
 - 2 Drawers 22.44” w x 10.90” d x 2.75” h

- Internal locking system for extra security
- Heavy-Duty 28 ball-bearing drawer slides
- Robust wall construction
- Double powder coating resists scratching
- Full drawer extension capabilities

CUSTOM SERIES TOOL BOXES



Standard depth tool box



Deep Series tool box

CUSTOM SERIES TOOL BOX
7 DRAWER
26.29” W x 17.51” D x 18.30” H

Model No.	COLOR
SP40102	BLACK

- Dimensions:
- 3 Drawers 6.29” w x 15.94” d x 1.57” h
 - 2 Drawers 22.44” w x 15.94” d x 1.57” h
 - 2 Drawers 22.44” w x 15.94” d x 2.75” h

- Internal locking system for extra security
- Heavy-Duty 28 ball-bearing drawer slides
- Robust wall construction
- Double powder coating resists scratching
- Full drawer extension capabilities

CUSTOM SERIES TOOL BOX
8 DRAWER
26.29” W x 17.51” D x 18.30” H

Model No.	COLOR
SP40103	BLACK

- Dimensions:
- 4 Drawers 6.29” w x 15.94” d x 1.57” h
 - 1 Drawer 6.29” w x 15.94” d x 3.54” h
 - 1 Drawer 22.44” w x 15.94” d x 1.57” h
 - 2 Drawers 22.44” w x 15.94” d x 2.75” h

- Internal locking system for extra security
- Heavy-Duty 28 ball-bearing drawer slides
- Robust wall construction
- Double powder coating resists scratching
- Full drawer extension capabilities



Deep Series tool box

CUSTOM SERIES ROLLER TOOL CABINETS



CUSTOM SERIES ROLLER CABINET
5 DRAWER
26.77" W x 18.11" D x 31.96" H

Model No.	COLOR
SP40111	BLACK

- Dimensions:
- 3 Drawers 22.44" w x 15.94" d x 2.9" h
 - 2 Drawers 22.44" w x 15.94" d x 6.06" h
- Internal locking system for extra security
 - Heavy-Duty 28 ball-bearing drawer slides
 - Robust wall construction
 - Double powder coating resists scratching
 - Full drawer extension capabilities



CUSTOM SERIES ROLLER CABINET
7 DRAWER
26.77" W x 18.11" D x 37.0" H

Model No.	COLOR
SP40104	BLACK

- Dimensions:
- 6 Drawers 22.44" w x 15.94" d x 2.95" h
 - 1 Drawer 22.44" w x 15.94" x 6.06" h
- Internal locking system for extra security
 - Heavy-Duty 28 ball-bearing drawer slides
 - Robust wall construction
 - Double powder coating resists scratching
 - Full drawer extension capabilities

CUSTOM SERIES INTERMEDIATE TOOL BOX



CUSTOM SERIES INTERMEDIATE
TOOL BOX
3 DRAWER
26.37" W x 12.44" D x 10.43" H

Model No.	COLOR
SP40110	BLACK

- Dimensions:
- 3 Drawers 22.44" w x 10.90" d x 1.57" h
- Internal locking system for extra security
 - Heavy-Duty 28 ball-bearing drawer slides
 - Robust wall construction
 - Double powder coating resists scratching
 - Full drawer extension capabilities

For extra storage space, you can combine the SP40101 top box and SP40110 intermediate box with any of the roller cabinets from this page

Standard depth tool box



CUSTOM SERIES TOOL CABINET

CUSTOM SERIES TOOL CABINET
10 DRAWER
44.48" W x 17.51" D x 21.65" H

Model No.	COLOR
SP40105	BLACK

- Dimensions:
- 5 Drawers 12.0" w x 15.94" d x 2.55" h
 - 5 Drawers 22.44" w x 15.94" d x 2.55" h
- Full drawer extension capabilities
 - Internal locking system
 - Heavy-Duty 28 ball-bearing drawer slides
 - Double powder coating resists scratching



CUSTOM SERIES ROLLER TOOL CABINETS

CUSTOM SERIES ROLLER CABINET
11 DRAWER
46.06" W x 18.89" D x 42.12" H

Model No.	COLOR
SP40106	BLACK

- Dimensions:
- 3 Drawers 12.32" w x 16.14" d x 3.26" h
 - 1 Drawer 12.32" w x 16.14" d x 4.40" h
 - 1 Drawer 12.32" w x 16.14" d x 8.97" h
 - 3 Drawers 22.44" w x 16.14" d x 3.26" h
 - 1 Drawer 22.44" w x 16.14" d x 4.40" h
 - 1 Drawer 22.44" w x 16.14" d x 8.97" h
 - 1 Drawer 36.88" w x 16.14" d x 5.11" h
- Full drawer extension capabilities
 - Internal locking system
 - Heavy-Duty 28 ball-bearing drawer slides
 - Double powder coating resists scratching



CUSTOM SERIES ROLLER TOOL CABINETS



CUSTOM SERIES ROLLER CABINET
WITH POWER TOOL CUPBOARD
8 DRAWER
42.12" W X 18.89" D X 42.28" H


Model No.	COLOR
SP40109	BLACK
SP40119	BLACK/BLUE
SP40129	BLACK/GREEN

Dimensions:

- 1 Drawer 36.88" w x 16.14" d x 5.11" h
- 3 Drawers 22.44" w x 16.14" d x 2.12" h
- 3 Drawers 22.44" w x 16.14" d x 3.26" h
- 1 Drawer 22.44" w x 16.14" d x 6.69" h
- 1 Cupboard 13.26" w x 470" d x 23.93" h

Includes one adjustable shelf

- Full drawer extension capabilities
- Internal locking system
- Heavy-duty 28 ball-bearing drawer slides
- Double powder coating resists scratching



CUSTOMIZED EDITION
CUSTOM SERIES ROLLER CABINET
WITH SIDE CABINET
11 DRAWER
62.83" W X 18.89" D X 42.12" H


Model No.	COLOR
SP40160	BLACK
SP40161	BLACK/BLUE
SP40162	BLACK/RED

Dimensions:

- 3 Drawers 12.32" w x 16.14" d x 3.26" h
- 1 Drawer 12.32" w x 16.14" d x 4.40" h
- 1 Drawer 12.32" w x 16.14" d x 8.97h
- 3 Drawers 22.44" w x 16.14" d x 3.26h
- 1 Drawer 22.44" w x 16.14" d x 4.40h
- 1 Drawer 22.44" w x 16.14" d x 8.97h
- 1 Drawer 36.88" w x 16.14" d x 5.11h
- Side Cabinet 16.77" w x 18.11" d x 33.22" h

Includes one adjustable shelf

- Full drawer extension capabilities
- Internal locking system
- Heavy-duty 28 ball-bearing drawer slides
- Double powder coating resists scratching



PROFESSIONAL SERVICE CART
3 SHELF
34.25" W X 18.70" D X 33.38" H

Model No.	COLOR
SP40019	ORANGE

Dimensions:

- Top tray area 30.31" w x 17.51" d
- Middle tray area 30.31" w x 17.51" d x 11.22" h (Adjustable height)
- Bottom tray area 30.31" w x 17.51" d x 14.96" h

- Solid steel frame
- Adjustable middle tray - drop down for more tray space
- 2x Fixed & 2x lockable swivel heavy-duty casters
- 330 lbs. Load capacity

NEED MORE STORAGE
IN THE MIDDLE?
Drop down the
adjustable shelf



TOOL CART
2 DRAWER
35.43" W X 19.29" D X 35.03" H

Model No.	COLOR
SP40107	BLACK

Dimensions:

- Top tray area 29.92" x 19.09"
- 2 Drawers 24.40" w x 15.94" d x 2.16" h
- Bottom tray area 29.92" x 19.09" x 13.58"

- Internal locking system for extra security
- Heavy-duty 28 ball-bearing drawer slides
- Robust wall construction
- Double powder coating resists scratching
- Full drawer extension capabilities
- SP Kliklok on all drawers ensures drawers stay shut & secure
- 4x Swivel (2x lockable) heavy-duty casters

Screwdriver
slots on
both sides
of trolley




CUSTOM SERIES SIDE TOOL CABINETS



CUSTOM SERIES SIDE TOOL CABINETS

Model No.	Description
SP40131	7 Drawers 16.7" w x 18.1" d x 33.2" h Side Cabinet • 5 Drawers 12.3" w x 16.1" d x 2.93" h • 2 Drawers 12.3" w x 16.1" d x 6.04" h
SP40132	• 1 Compartment 16.7" w x 18.1" d x 33.2" h Side Cabinet • Includes One Shelf
SP40133	Power Tool Cabinet - 14.4" w x 18.1" d x 29.5" h • 2 Drawers - 10.4" w x 16.4" d x 1.9" h • 1 Drawer - 10.4" w x 16.4" d x 3" h • Capacity - Small Drawers 22 lbs. • Capacity - Large Drawer 33 lbs.

CUSTOM SERIES WALL CABINETS



WALL TOOL CABINET
1 DRAWER
29.7" W X 12" D X 32.6" H (52.75" W WITH DOORS OPEN)

Model No.	COLOR
SP40140	BLACK

Dimensions:
• 1 Drawers 25.19" w x 10.62" d x 2.36" h

- Peg board
- Double powder coating resists scratching



Lockable Drawer and Tool Drawer



Adjustable Heavy-duty Tool Hooks



Dual Internal Sliding Tool Boards

COMPACT TECHNICIANS TOOL BOX



COMPACT TECHNICIANS TOOL BOX
5 TRAY
14.17" W X 9.25" D X 11" H

Model No.	COLOR
SP40305	BLACK

Dimensions:
• 4 Adjustable trays 12.40" w x 3.54" d x 1.45" h
• 1 Adjustable base compartment 13.77" w x 8.2" d x 4.5" h

- Adjustable tray dividers for customizing compartments
- EVA insulate lined for extra protection
- Aluminum ergonomic lock with key system for security
- Wide opening case allows for easy & quick access to tools
- High quality aluminum frame construction
- Reinforced aluminum corners for extra strength & durability

PORTABLE CANVAS TOOL BAGS

OPEN MOUTH TOOL BAG
22.83" W X 21.25" D X 14.96" H

Model No.	Color
SP40360	BLACK/ORANGE

- FEATURES:
- Semi-rigid construction allows wide open mouth to maintain shape
 - Easy access pockets and compartments for your storage needs
 - Heavy-duty fabric & molded waterproof base for long lasting durability
 - Padded shoulder strap is removable & adjustable
 - Molded rubber handle provides a slip-resistant grip

- Compartments:
- 1 Tool pouch
 - 9 Tool pockets
 - 5 Velcro pockets
 - 1 Zippered pocket
 - 8 Tool pockets



MOBILE TOOL BAG
31.49"

Model No.	Color
SP40366	BLACK/ORANGE

- FEATURES:
- Constructed from tough canvas with built-in rugged handle
 - Easy access pockets and compartments for your storage needs
 - Padded shoulder strap is removable & adjustable

- Compartments:
- 6 Individual tool pockets
 - 1 Zippered pocket
 - 7 Internal pockets
 - 2 Pistol tool pockets



FIELD SERVICE TOOL BOXES



30%
THICKER STEEL

OFF ROAD SERIES FIELD SERVICE
HEAVY-DUTY TOOL BOXES WITH
30% THICKER STEEL
7 DRAWER
28.7" W X 20" D X 25.98" H

Model No.	COLOR
SP40317	WHITE/BLACK

- Dimensions:
- 3 Drawers 6.88" w x 15.8" d x 2.4" h
 - 2 Drawers 22.44" w x 15.8" d x 2.4" h
 - 2 Drawers 22.44" w x 15.8" d x 3.2" h
- Internal locking system for extra security
 - Heavy-Duty 28 ball-bearing drawer slides
 - Robust wall construction
 - Double powder coating resists scratching
 - Full drawer extension capabilities
 - Lifting handles ideal for lifting slings
 - Skid rail base to provide reinforcement & extra protection
 - Full roll cage protection
 - Drop down security front panel with weather resistant seal
 - SP Kliklok on all drawers ensures drawers stay shut and secure



OFF ROAD SERIES FIELD SERVICE
HEAVY-DUTY TOOL BOXES
7 DRAWER
35.03" W X 20.07" D X 24.21" H

Model No.	COLOR
SP40321	WHITE
SP40322	BLACK

- Dimensions:
- 3 Drawers 8.85" w x 15.94" d x 1.77" h
 - 1 Drawer 29.13" w x 15.94" d x 1.77" h
 - 3 Drawers 29.13" w x 15.94" d x 2.75" h



- Lifting handles ideal for lifting slings
- Skid rail base to provide reinforcement & extra protection
- Full roll cage protection
- Drop down security front panel with weather resistant seal
- SP Kliklok on all drawers ensures drawers stay shut and secure

- Internal locking system for extra security
- Heavy-duty 28 ball-bearing drawer slides
- Robust wall construction
- Double powder coating resists scratching
- Full drawer extension capabilities



INDUSTRIAL DUTY STEEL TRUCK BOXES

INDUSTRIAL DUTY STEEL TRUCK BOXES

- FEATURES
- Heavy gauge steel
 - Powder coating resists scratching
 - Heavy-duty 28 ball-bearing drawer slides
 - Heavy-duty gas struts
 - 4x big grip side carry handles
 - Weather resistant
 - Includes water gutters in all drawers
 - Lockable



Model No.	COLOR
SP40330	WHITE

3 DRAWER
27.55" W X 15.74" D X 23.03" H

- Dimensions:
- Tool Compartment - 25.1" w x 14.6" d x 6.53" h
 - 2 Removable Trays - 7.0" w x 13" d x 2.16" h
 - 3 Drawer - 24.7" w x 14.6" d x 4.0" h
 - 101.4 lbs.

Model No.	COLOR
SP40335	WHITE

2 DRAWER - UPRIGHT
47.63" W X 23.62" D X 29.52" H

- Dimensions:
- Tool Compartment - 47.4w x 22.4d x 13.54h
 - 1 Shelf - 47.3" w x 7" d x 6.49" h
 - 1 Shelf - 23.26" w x 7" d x 6.49" h
 - 2 Drawer - 43.54" w x 22.4" d x 4" h
 - 187 lbs.

Model No.	COLOR
SP40336	WHITE

4 DRAWER - UPRIGHT
59.05" W X 23.62" D X 29.52" H

- Dimensions:
- Tool Compartment - 58.8" w x 22.48" d x 13.54" h
 - 1 Shelf - 58.77" w x 7.04" d x 6.49" h
 - 1 Shelf - 28.97" w x 7.04" d x 6.49" h
 - 4 Drawer - 26.14" w x 22.40" d x 4.05" h
 - 227 lbs.

OFF ROAD SERIES TRUCK BOXES

OFF ROAD SERIES TRUCK BOXES

Model No.	Description
SP40301	• 22" w x 9.2" d x 9.01" h Truck Box • 30 Liter Storage Capacity
SP40302	• 26.25" w x 11.2" d x 16.6" h Truck Box • 81 Liter Storage Capacity

- Nickel plated handle and latches
- Metal tray inside
- 1.2mm Steel construction with powder coated finish



CANTILEVER TOOL BOXES

CUSTOM SERIES CANTILEVER TOOL BOXES

Model No.	Description
SP40323	• 5 Tray 15.9" w x 7.8" d x 7.6" h Steel Cantilever Tool Box
SP40325	• 5 Tray 21.6" w x 7.8" d x 8.1" h Steel Cantilever Tool Box

- Powder Coated Steel
- Heavy-Duty Hinges
- 4 x Cantilever Trays 17.5" w x 3.7" d x 1.9" h
- Main Storage Compartment 17.5" w x 7.8" d x 3.7" h
- 22 Liter storage capacity



PLASTIC STORAGE CASES/PARTS ORGANIZERS



PERFECT FOR STORING & ORGANIZING YOUR BOLTS, NUTS, NAILS, SCREWS & MORE

PARTS ORGANIZERS

- Features:
- Transparent lid allows for the contents to be viewed easily
 - Ideal for storing nuts, bolts, nails, screws, staples, etc.
 - Constructed of durable plastic

Model No.	Description
SP40370	• Small - 9.5" x 7.08" x 1.57"
SP40371	• Medium - 12.99" x 9.84" x 2.08"
SP40372	• Large - 15.35" x 12" x 2.44"



PERFECT FOR STORING LARGER TOOLS & ORGANIZING YOUR BOLTS, NUTS, NAILS, SCREWS & MORE

HEAVY-DUTY STORAGE CASES

- Ideal for storing & carrying larger tools as well as organizing small parts & accessories - nuts, bolts, nails, screws, staples, etc
- Removable top organizer trays
- Transparent lid that allows for the contents to be viewed easily
- Heavy-duty steel latches
- Sturdy & comfortable carry handle

Model No.	Description
SP40378	• Medium - 22.24" x 12.4" x 4.84"
SP40379	• Large - 22.24" x 12.4" x 9.6"

WATERPROOF STORAGE CASE



WATERPROOF STORAGE CASE

- Features:
- Includes adjustable foam inserts
 - Lockable
 - Waterproof

Model No.	Description
SP40380	• 19.76" x 15.74" x 7.4"

STORAGE ACCESSORIES



TOOL BOX COVERS

Model No.	Description
SPR-12	• Roller Cabinet Cover - 29" w x 18.5" d x 39.3" h
SPR-15	• Tool Box & Roller Cabinet Cover - 29.9" w x 18.5" d x 53.14" h



CUSTOM SERIES TOOL TRAY TIDY SYSTEM

Model No.	Description
SP40151	• 380" d x 175" w x 55" h Tool Tray
SP40152	• 395" d x 240" w x 55" h Tool Tray

• Easy grab front lip to remove from drawer
• Fits all model SP tool cabinets



MAGNETIC HOLDER - PRY BAR

Model No.	Description
SP30904	• Pry bar holder (suits SP30804)



MAGNETIC TOOL HOLDER - FOLDABLE

Model No.	Description
SP30905	• Tool holder foldable



MAGNETIC TOOL HOLDER - STEPPED

Model No.	Description
SP30906	• Stepped tool holder



MAGNETIC HOLDER - TRAY & SCREWDRIVER

Model No.	Description
SP30907	• Tool tray



MAGNETIC HOLDER - SPRAY CAN

Model No.	Description
SP30908	• Spray can holder



MAGNETIC HOLDER - PAPER TOWEL

Model No.	Description
SP30909	• Paper roll holder

*Tools not included. Images for illustration purposes only



2 SP TOOL KITS



SECTION INDEX

CONCEPT SERIES TOOL KITS //

Metric Series	32
Metric/SAE Series	36
Metric/SAE Roll Cab Workbenches	42

TEK LINE TOOL KITS //

Starter Professional Technician	44
Trade Technician	46
Master Technician	48

CUSTOM SERIES TOOL KITS //

Metric Series	50
Metric/SAE Series	54
Metric/SAE Combination Series	58
Metric/SAE Roll Cab Workbenches	62

SUMO SERIES TOOL KITS //

Metric/SAE Sumo Series	66
Metric/SAE Sumo Power Hutch Series	68
Metric/SAE Sumo Workshop Series	76

MOBILE SERIES TOOL KITS //

Metric/SAE Field Service Series	78
---------------------------------------	----

WALL CABINET TOOL KIT //

Metric/SAE Wall Cabinet Tool Kits	81
---	----

KARTING TOOL KITS //

General Kart Maintenance	82
Duel IAME & ROK Tear Down	82

TOOL KITS - TOOLS ONLY //

Metric & Metric/SAE Tool Kits	83
-------------------------------------	----

X-CASE TOOL KITS //

Metric/SAE Series	85
-------------------------	----

EVA FOAM STORAGE //

TOOLS INCLUDED:	
Tek Line	86
Premium Series	87
Metric Only Series	88
Metric/SAE Series	89

TOOLS EXCLUDED: (FOAM STORAGE ONLY)

Socket Series	92
Wrench Series	93

COLORS AVAILABLE:



212PC METRIC CONCEPT
SERIES TOOL KIT

Model No.	COLOR
SP50030	GREEN/BLACK
SP50031	ORANGE/BLACK
SP50032	BLACK
SP50033	BLUE
SP50036	RED

DIMENSIONS:

- 7 Drawer Concept Series Tool Box
28.74" w x 18.70" d x 19.09" h
- 3 Drawers 6.6" w x 15.9" d x 1.9" h
 - 2 Drawers 22.44" w x 15.9" d x 1.9" h
 - 2 Drawers 22.44" w x 15.9" d x 3.14" h

NEED MORE STORAGE?
Tool kit also available with
7 Drawer Roller Cabinet


FEATURES:



CONTENTS:

- 1/4"Dr Sockets & Accessories**
- 12pt - 4, 5, 6, 7, 8, 9, 10, 11, 12 & 13mm
 - 6pt Deep - 4, 5, 6, 7, 8, 9, 10, 11, 12 & 13mm
 - 45T Ratchet, Flex Handle & Universal Joint
 - Extension Bars - 50, 100 & 150mm
- 3/8"Dr Sockets & Accessories**
- 12pt - 6, 7, 8, 9, 10, 11, 12, 13, 14, 15, 16, 17, 18, 19, 20, 21 & 22mm
 - 12pt Deep - 10, 11, 12, 13, 14, 15, 16, 17, 18 & 19mm
 - 45T Ratchet, Flex Handle & Universal Joint
 - Extension Bars - 75, 150 & 250mm
 - Adapters - 3/8Fx1/4M, 3/8Fx1/2M
 - Spark Plug Sockets - 16 & 21mm
- 1/2"Dr Sockets & Accessories**
- 12pt - 10, 11, 12, 13, 14, 15, 16, 17, 18, 19, 20, 21, 22, 23, 24, 25, 26, 27, 30 & 32mm
 - 45T Ratchet, Flex Handle & Universal Joint
 - Extension Bars - 75, 125 & 250mm
 - Adapter - 1/2Fx3/8M
- Wrenches**
- Combination - 6, 7, 8x2, 9, 10x2, 11, 12x2, 13x2, 14x2, 15, 16, 17, 18, 19, 20, 21, 22, 23, 24, 25 & 26mm
- Tools**
- Screwdrivers - 3.0x75, 5.5x100, 6.5x25, 6.5x100, 6.5x150 & 8.0x175mm
 - #0x60, #1x80, #2x25, #2x100, #2x150 & #3x175MM
 - Magnetic Hex Keys - 1.5, 2, 2.5, 3, 4, 5, 6, 8 & 10mm
 - Pliers - Combination, Long Nose, Locking & Adjustable Joint
 - Cutters - Diagonal
 - Adjustable Wrench
 - Hammer - Ball Pein
 - Power Bit Set - 67pc
 - 7 Drawer Concept Series Tool Box

CONTENTS GUIDE:



Images are for illustration purposes only, contents may vary.

213PC METRIC CONCEPT
SERIES TOOL KIT

Model No.	COLOR
SP50034	RED
SP50035	BLUE
SP50037	ORANGE/BLACK
SP50038	GREEN/BLACK
SP50039	BLACK

DIMENSIONS:

- Combined Dimensions
29.33" w x 18.70" d x 48.81" h (55.11" h with casters)
- 7 Drawer Concept Series Tool Box
28.74" w x 18.70" d x 19.09" h
- 3 Drawers 6.69" w x 15.94" d x 1.96" h
 - 2 Drawers 22.44" w x 15.94" d x 1.96" h
 - 2 Drawers 22.44" w x 15.94" d x 3.14" h

- 7 Drawer Concept Series Roller Cabinet
29.33w x 18.70d x 29.72h (36h with casters)
- 6 Drawers 22.44" w x 16.14" d x 1.96" h
 - 1 Drawer 22.44" w x 16.14" d x 6.49" h


FEATURES:



CONTENTS:

- 1/4"Dr Sockets & Accessories**
- 12pt - 4, 5, 6, 7, 8, 9, 10, 11, 12 & 13mm
 - 6pt Deep - 4, 5, 6, 7, 8, 9, 10, 11, 12 & 13mm
 - 45T Ratchet, Flex Handle & Universal Joint
 - Extension Bars - 50, 100 & 150mm
- 3/8"Dr Sockets & Accessories**
- 12pt - 6, 7, 8, 9, 10, 11, 12, 13, 14, 15, 16, 17, 18, 19, 20, 21 & 22mm
 - 12pt Deep - 10, 11, 12, 13, 14, 15, 16, 17, 18 & 19mm
 - 45T Ratchet, Flex Handle & Universal Joint
 - Extension Bars - 75, 150 & 250mm
 - Adapters - 3/8Fx1/4M, 3/8Fx1/2M
 - Spark Plug Sockets - 16 & 21mm
- 1/2"Dr Sockets & Accessories**
- 12pt - 10, 11, 12, 13, 14, 15, 16, 17, 18, 19, 20, 21, 22, 23, 24, 25, 26, 27, 30 & 32mm
 - 45T Ratchet, Flex Handle & Universal Joint
 - Extension Bars - 75, 125 & 250mm
 - Adapter - 1/2Fx3/8M
- Wrenches**
- Combination - 6, 7, 8x2, 9, 10x2, 11, 12x2, 13x2, 14x2, 15, 16, 17, 18, 19, 20, 21, 22, 23, 24, 25 & 26mm
- Tools**
- Screwdrivers - 3.0x75, 5.5x100, 6.5x25, 6.5x100, 6.5x150 & 8.0x175mm
 - #0x60, #1x80, #2x25, #2x100, #2x150 & #3x175MM
 - Magnetic Hex Keys - 1.5, 2, 2.5, 3, 4, 5, 6, 8 & 10mm
 - Pliers - Combination, Long Nose, Locking & Adjustable Joint
 - Cutters - Diagonal
 - Adjustable Wrench
 - Hammer - Ball Pein
 - Power Bit Set - 67pc
 - 7 Drawer Concept Series Tool Box
 - 7 Drawer Concept Series Roller Cabinet

CONTENTS GUIDE:



Images are for illustration purposes only, contents may vary.



COLORS AVAILABLE:



METRIC ONLY

267PC METRIC CONCEPT
SERIES TOOL KIT

Model No.	COLOR
SP50130	GREEN/BLACK
SP50131	ORANGE/BLACK
SP50132	BLACK
SP50133	BLUE
SP50136	RED

DIMENSIONS:

- 7 Drawer Concept Series Tool Box
28.74" w x 18.7" d x 19.05" h
- 3 Drawers 6.69" w x 15.94" d x 1.96" h
 - 2 Drawers 22.44" w x 15.94" d x 1.96" h
 - 2 Drawers 22.44" w x 15.94" d x 3.14" h

NEED MORE STORAGE?
Tool kit also available with
7 Drawer Roller Cabinet

FEATURES:



CONTENTS:

- 1/4"Dr Sockets & Accessories**
- 12pt - 4, 5, 6, 7, 8, 9, 10, 11, 12 & 13mm
 - 6pt Deep - 4, 5, 6, 7, 8, 9, 10, 11, 12 & 13mm
 - 45T Ratchet, Flex Handle & Universal Joint
 - Extension Bars - 50, 100 & 150mm
- 3/8"Dr Sockets & Accessories**
- 12pt - 6, 7, 8, 9, 10, 11, 12, 13, 14, 15, 16, 17, 18, 19, 20, 21 & 22mm
 - 12pt Deep -10, 11, 12, 13, 14, 15, 16, 17, 18 & 19mm
 - 45T Ratchet, Flex Handle & Universal Joint
 - Extension Bars - 75, 150 & 250mm
 - Adapters - 3/8Fx1/4M, 3/8Fx1/2M
 - Spark Plug Sockets - 16 x 21mm
- 1/2"Dr Sockets & Accessories**
- 12pt - 10, 11, 12, 13, 14, 15, 16, 17, 18, 19, 20, 21, 22, 23, 24, 25, 26, 27, 30 & 32mm
 - 45T Ratchet, Flex Handle & Universal Joint
 - Extension Bars - 75, 125 & 250mm
 - Adapter - 1/2Fx3/8M
- Wrenches**
- Combination - 6, 7, 8x2, 9, 10x2, 11, 12x2, 13x2, 14x2, 15, 16, 17, 18, 19, 20, 21, 22, 23, 24, 25 & 26mm
- Tools**
- Screwdrivers - 3.0x75, 5.5x100, 6.5x25, 6.5x100, 6.5x150 & 8.0x175mm - #0x60, #1x80, #2x25, #2x100, #2x150 & #3x175MM
 - Precision - 2.0x50, 2.5x50, 3.0x50, #0x50, #00x50 & #000x50mm
 - Hex Keys - 1.5, 2, 2.5, 3, 4, 5, 6, 8 & 10mm
 - TORX - T10, T15, T20, T25, T27, T30, T40, T45 & T50
 - Pliers - Combination, Long Nose, Locking, Multigrip and Circlip (4)
 - Cutters - Diagonal
 - Adjustable Wrenches x 2
 - Hammer - Ball Pein
 - Pin Punch & Chisel Set - 10pc
 - Power Bit Set - 67pc
 - Pry Bars - 4pc, Hook & Pick Set - 4pc, Tweezer Set - 4pc & Mini Brush Set - 3pc
 - Hacksaw & Tape Measure
 - Ratchet Driver Bit Set - PH1, PH2, PH3, SL4-5, SL7 T15, T20
 - 7 Drawer (730w) Concept Series Tool Box

CONTENTS GUIDE:



Images are for illustration purposes only, contents may vary.

268PC METRIC CONCEPT
SERIES TOOL KIT

Model No.	COLOR
SP50134	RED
SP50135	BLUE
SP50137	ORANGE/BLACK
SP50138	GREEN/BLACK
SP50139	BLACK

DIMENSIONS:

- Combined Dimensions
29.33" w x 18.70" d x 48.81" h (55.11" h with casters)
- 7 Drawer Concept Series Tool Box
28.74" w x 18.70" d x 19.09" h
- 3 Drawers 6.69" w x 15.94" d x 1.96" h
 - 2 Drawers 22.44" w x 15.94" d x 1.96" h
 - 2 Drawers 22.44" w x 15.94" d x 3.14" h

- 7 Drawer Concept Series Roller Cabinet
29.33w x 18.7d x 29.72h (36.02h with casters)
- 6 Drawers 22.44" w x 16.14" d x 1.96" h
 - 1 Drawer 22.44" w x 16.14" d x 6.49" h

FEATURES:



CONTENTS:

- 1/4"Dr Sockets & Accessories**
- 12pt - 4, 5, 6, 7, 8, 9, 10, 11, 12 & 13mm
 - 6pt Deep - 4, 5, 6, 7, 8, 9, 10, 11, 12 & 13mm
 - 45T Ratchet, Flex Handle & Universal Joint
 - Extension Bars - 50, 100 & 150mm
- 3/8"Dr Sockets & Accessories**
- 12pt - 6, 7, 8, 9, 10, 11, 12, 13, 14, 15, 16, 17, 18, 19, 20, 21 & 22mm
 - 12pt Deep -10, 11, 12, 13, 14, 15, 16, 17, 18 & 19mm
 - 45T Ratchet, Flex Handle & Universal Joint
 - Extension Bars - 75, 150 & 250mm
 - Adapters - 3/8Fx1/4M, 3/8Fx1/2M
 - Spark Plug Sockets - 16 x 21mm
- 1/2"Dr Sockets & Accessories**
- 12pt - 10, 11, 12, 13, 14, 15, 16, 17, 18, 19, 20, 21, 22, 23, 24, 25, 26, 27, 30 & 32mm
 - 45T Ratchet, Flex Handle & Universal Joint
 - Extension Bars - 75, 125 & 250mm
 - Adapter - 1/2Fx3/8M
- Wrenches**
- Combination - 6, 7, 8x2, 9, 10x2, 11, 12x2, 13x2, 14x2, 15, 16, 17, 18, 19, 20, 21, 22, 23, 24, 25 & 26mm
- Tools**
- Screwdrivers - 3.0x75, 5.5x100, 6.5x25, 6.5x100, 6.5x150 & 8.0x175mm - #0x60, #1x80, #2x25, #2x100, #2x150 & #3x175MM
 - Precision - 2.0x50, 2.5x50, 3.0x50, #0x50, #00x50 & #000x50mm
 - Hex Keys - 1.5, 2, 2.5, 3, 4, 5, 6, 8 & 10mm
 - TORX - T10, T15, T20, T25, T27, T30, T40, T45 & T50
 - Pliers - Combination, Long Nose, Locking, Multigrip and Circlip (4)
 - Cutters - Diagonal
 - Adjustable Wrenches x 2
 - Hammer - Ball Pein
 - Pin Punch & Chisel Set - 10pc
 - Power Bit Set - 67pc
 - Pry Bars - 4pc, Hook & Pick Set - 4pc, Tweezer Set - 4pc & Mini Brush Set - 3pc
 - Hacksaw & Tape Measure
 - Ratchet Driver Bit Set - PH1, PH2, PH3, SL4-5, SL7 T15, T20
 - 7 Drawer (730w) Concept Series Tool Box
 - 7 Drawer Concept Series Roller Cabinet

FOLLOW SP TOOLS USA ON FACEBOOK



Images are for illustration purposes only, contents may vary.

COLORS AVAILABLE:



METRIC ONLY





KIT INCLUDES PREMIUM RANGE ROE QUAD DRIVE WRENCHES

COLORS AVAILABLE:



251PC METRIC/SAE CONCEPT SERIES TOOL KIT

Model No.	COLOR
SP52251	GREEN/BLACK
SP52252	BLUE
SP52253	ORANGE/BLACK
SP52254	RED
SP52255	BLACK

DIMENSIONS:

- 7 Drawer Concept Series Tool Box
28.74" w x 18.7" d x 19.09" h
- 3 Drawers 6.69" w x 15.94" d x 1.96" h
 - 2 Drawers 22.44" w x 15.94" d x 1.96" h
 - 2 Drawers 22.44" w x 15.94" d x 3.14" h

NEED MORE STORAGE?
Tool kit also available with 7 Drawer Roller Cabinet


FEATURES:

- All sockets, socket accessories and ROE Wrenches sit in hi-density EVA foam
- Heavy-duty full extension ball-bearing drawer slides
- Dual gas strut lid stays
- Kliklok drawer locking system
- Side storage compartments
- Corner protection

CONTENTS:

- 1/4"Dr Sockets & Accessories**
- 12pt - 4, 5, 6, 7, 8, 9, 10, 11, 12, 13 & 14mm
 - 12pt - 3/16, 7/32, 1/4, 9/32, 5/16, 11/32, 3/8, 7/16, 1/2 & 9/16"
 - Inhex - 3, 4, 5 & 6mm, 1/8, 5/32, 3/16, 7/32 & 1/4"
 - TORX - T10, T15, T20 & T25
 - 72T Ratchet, Flex Handle & Universal Joint
 - Wobble Extension Bars - 50 & 150mm
- 3/8"Dr Sockets & Accessories**
- 12pt - 6, 7, 8, 9, 10, 11, 12, 13, 14, 15, 16, 17, 18, 19, 20, 21 & 22mm
 - 12pt - 1/4, 5/16, 3/8, 7/16, 1/2, 9/16, 5/8, 11/16, 3/4, 13/16 & 7/8"
 - Deep - 10, 11, 12, 13, 14, 15, 16, 17, 18 & 19mm
 - Deep - 5/16, 3/8, 7/16, 1/2, 9/16, 5/8, 11/16 & 3/4"
 - Inhex - 6, 7, 8, 9 & 10mm, 3/16, 7/32, 1/4, 5/16 & 3/8"
 - TORX - T27, T30, T40, T45, T50 & T55 + 3/8Fx1/4M Adapter
 - Spark Plug Sockets - 5/8 & 13/16"
 - 48T Ratchet, Flex Handle & Universal Joint
 - Wobble Extension Bars - 75 & 150mm
 - Adapters - 3/8Fx1/4M & 3/8Fx1/2M
- 1/2"Dr Sockets & Accessories**
- 12pt - 10, 11, 12, 13, 14, 15, 16, 17, 18, 19, 20, 21, 22, 23, 24, 26, 27, 30 & 32mm
 - 12pt - 3/8, 7/16, 1/2, 9/16, 5/8, 11/16, 3/4, 13/16, 7/8, 15/16, 1, 1-1/16, 1-1/8, 1-3/16 & 1-1/4"
 - Spark Plug Sockets - 5/8 & 13/16"
 - 48T Ratchet, Flex Handle & Universal Joint
 - Wobble Extension Bars - 75 & 125mm
 - Adapter - 1/2Fx3/8M
- Wrenches**
- Combination Quad Drive - 6, 7, 8, 9, 10, 11, 12, 13, 14, 15, 16, 17, 18 & 19mm
 - 1/4, 5/16, 3/8, 7/16, 1/2, 9/16, 5/8, 11/16, 3/4, 13/16 & 7/8"
 - Flare - 10x11, 12x13, 14x17 & 19x22mm
 - 3/8x7/16, 1/2x9/16, 5/8x11/16 & 3/4x7/8"
- Tools**
- Screwdrivers - 3.0x75, 5.5x100, 6.5x25, 6.5x100, 6.5x150 & 8.0x175mm
 - #0x60, #1x80, #2x25, #2x100, #2x150 & #3x175MM
 - Precision - 2.0x50, 2.5x50, 3.0x50, #0x50, #00x50 & #000x50mm
 - Hex Keys - 1.5, 2, 2.5, 3, 4, 5, 6, 8 & 10mm
 - 1/16, 5/64, 3/32, 1/8, 5/32, 3/16, 1/4, 5/16 & 3/8"
 - Ratchet Driver Bit Set - SL4.5, SL7, PH1, PH2, PH3, T15, T20 & Bit Driver
 - Pliers - Combination, Long Nose, Multigrip & Locking
 - Cutters - Diagonal
 - Adjustable Wrench
 - Hammer - Ball Pein
 - Hacksaw & Tape Measure
 - Pry Bar Set - 4pc, Mini Brush Set -3pc & Hook/Pick Set - 4pc
 - 7 Drawer Concept Series Tool Box

CONTENTS GUIDE:



Images are for illustration purposes only, contents may vary.

252PC METRIC/SAE CONCEPT SERIES TOOL KIT

Model No.	COLOR
SP52261	GREEN/BLACK
SP52262	BLUE
SP52263	ORANGE/BLACK
SP52265	BLACK
SP52266	RED

DIMENSIONS:

- Combined Dimensions
29.33" w x 18.7" d x 48.81" h (55.11" h with casters)
- 7 Drawer Concept Series Tool Box
28.74" w x 18.7d" x 19.09" h
- 3 Drawers 6.69" w x 15.94" d x 1.96" h
 - 2 Drawers 22.44" w x 15.94" d x 1.96" h
 - 2 Drawers 22.44" w x 15.94" d x 3.14" h
- 7 Drawer Concept Series Roller Cabinet
29.33" w x 18.7" d x 29.72" h (36" h with casters)
- 6 Drawers 22.44" w x 16.14" d x 1.96" h
 - 1 Drawer 22.44" w x 16.14" d x 6.49" h


FEATURES:

- All sockets, socket accessories and ROE Wrenches sit in hi-density EVA foam
- Heavy-duty full extension ball-bearing drawer slides
- Dual gas strut lid stays
- Kliklok drawer locking system
- Side storage compartments suitable for aerosol cans
- Heavy-duty wheels
- Corner protection and fold away side table

CONTENTS:

- 1/4"Dr Sockets & Accessories**
- 12pt - 4, 5, 6, 7, 8, 9, 10, 11, 12, 13 & 14mm
 - 12pt - 3/16, 7/32, 1/4, 9/32, 5/16, 11/32, 3/8, 7/16, 1/2 & 9/16"
 - Inhex - 3, 4, 5 & 6mm, 1/8, 5/32, 3/16, 7/32 & 1/4"
 - TORX - T10, T15, T20 & T25
 - 72T Ratchet, Flex Handle & Universal Joint
 - Wobble Extension Bars - 50 & 150mm
- 3/8"Dr Sockets & Accessories**
- 12pt - 6, 7, 8, 9, 10, 11, 12, 13, 14, 15, 16, 17, 18, 19, 20, 21 & 22mm
 - 12pt - 1/4, 5/16, 3/8, 7/16, 1/2, 9/16, 5/8, 11/16, 3/4, 13/16 & 7/8"
 - Deep - 10, 11, 12, 13, 14, 15, 16, 17, 18 & 19mm
 - Deep - 5/16, 3/8, 7/16, 1/2, 9/16, 5/8, 11/16 & 3/4"
 - Inhex - 6, 7, 8, 9 & 10mm, 3/16, 7/32, 1/4, 5/16 & 3/8"
 - TORX - T27, T30, T40, T45, T50 & T55 + 3/8Fx1/4M Adapter
 - Spark Plug Sockets - 5/8 & 13/16"
 - 48T Ratchet, Flex Handle & Universal Joint
 - Wobble Extension Bars - 75 & 150mm
 - Adapters - 3/8Fx1/4M & 3/8Fx1/2M
- 1/2"Dr Sockets & Accessories**
- 12pt - 10, 11, 12, 13, 14, 15, 16, 17, 18, 19, 20, 21, 22, 23, 24, 26, 27, 30 & 32mm
 - 12pt - 3/8, 7/16, 1/2, 9/16, 5/8, 11/16, 3/4, 13/16, 7/8, 15/16, 1, 1-1/16, 1-1/8, 1-3/16 & 1-1/4"
 - Spark Plug Sockets - 5/8 & 13/16"
 - 48T Ratchet, Flex Handle & Universal Joint
 - Wobble Extension Bars - 75 & 125mm
 - Adapter - 1/2Fx3/8M
- Wrenches**
- Combination Quad Drive - 6, 7, 8, 9, 10, 11, 12, 13, 14, 15, 16, 17, 18 & 19mm
 - 1/4, 5/16, 3/8, 7/16, 1/2, 9/16, 5/8, 11/16, 3/4, 13/16 & 7/8"
 - Flare - 10x11, 12x13, 14x17 & 19x22mm
 - 3/8x7/16, 1/2x9/16, 5/8x11/16 & 3/4x7/8"
- Tools**
- Screwdrivers - 3.0x75, 5.5x100, 6.5x25, 6.5x100, 6.5x150 & 8.0x175mm
 - #0x60, #1x80, #2x25, #2x100, #2x150 & #3x175MM
 - Precision - 2.0x50, 2.5x50, 3.0x50, #0x50, #00x50 & #000x50mm
 - Hex Keys - 1.5, 2, 2.5, 3, 4, 5, 6, 8 & 10mm
 - 1/16, 5/64, 3/32, 1/8, 5/32, 3/16, 1/4, 5/16 & 3/8"
 - Ratchet Driver Bit Set - SL4.5, SL7, PH1, PH2, PH3, T15, T20 & Bit Driver
 - Pliers - Combination, Long Nose, Multigrip & Locking
 - Cutters - Diagonal
 - Adjustable Wrench
 - Hammer - Ball Pein
 - Hacksaw & Tape Measure
 - Pry Bar Set - 4pc, Mini Brush Set -3pc & Hook/Pick Set - 4pc
 - 7 Drawer Concept Series Tool Box
 - 7 Drawer Concept Series Roller Cabinet

CONTENTS GUIDE:



Images are for illustration purposes only, contents may vary.



QUAD DRIVE
4 TIMES
THE GRIPPING POWER
OF A STANDARD OPEN
END WRENCH

PATENTED DESIGN

**KIT INCLUDES
PREMIUM RANGE
ROE QUAD DRIVE
WRENCHES**

COLORS AVAILABLE:

ORANGE/BLACK

GREEN/BLACK

BLACK

BLUE

RED

295PC METRIC/SAE
CONCEPT SERIES TOOL KIT

Model No.	COLOR
SP52271	GREEN/BLACK
SP52272	BLUE
SP52273	ORANGE/BLACK
SP52274	RED
SP52275	BLACK

DIMENSIONS:

- 7 Drawer Concept Series Tool Box
28.74" w x 18.7" d x 19.09" h
- 3 Drawers 6.69" w x 15.94" d x 1.96" h
 - 2 Drawers 22.44" w x 15.94" d x 1.96" h
 - 2 Drawers 522.44" w x 15.94" d x 3.14" h

NEED MORE STORAGE?
Tool kit also available with
7 Drawer Roller Cabinet

FEATURES:

- All sockets, socket accessories and ROE Wrenches sit in hi-density EVA foam
- Heavy-duty full extension ball-bearing drawer slides
- Dual gas strut lid stays
- Kliklok drawer locking system
- Side storage compartments
- Corner protection

CONTENTS:

- 1/4"Dr Sockets & Accessories:**
- 12pt - 4, 5, 6, 7, 8, 9, 10, 11, 12, 13 & 14mm
 - 12pt - 3/16, 7/32, 1/4, 9/32, 5/16, 11/32, 3/8, 7/16, 1/2 & 9/16"
 - 72T Ratchet, Flex Handle & Universal Joint
 - Wobble Extension Bars - 50 & 150mm
- 3/8"Dr Sockets & Accessories:**
- 12pt - 6, 7, 8, 9, 10, 11, 12, 13, 14, 15, 16, 17, 18, 19, 20, 21 & 22mm
 - 12pt - 1/4, 5/16, 3/8, 7/16, 1/2, 9/16, 5/8, 11/16, 3/4, 13/16 & 7/8"
 - E-Torx - E4, E5, E6, E7, E8, E10, E11, E12, E14, E16, E18 & E20
 - Spark Plug Sockets - 5/8 & 13/16"
 - 48T Ratchet, Flex Handle & Universal Joint
 - Wobble Extension Bars - 75 & 150mm
 - Adapters - 3/8Fx1/4M & 3/8Fx1/2M
- 1/2"Dr Sockets & Accessories**
- 12pt - 10, 11, 12, 13, 14, 15, 16, 17, 18, 19, 20, 21, 22, 23, 24, 26, 27, 30 & 32mm
 - 12pt - 3/8, 7/16, 1/2, 9/16, 5/8, 11/16, 3/4, 13/16, 7/8, 15/16, 1, 1-1/16, 1-1/8, 1-3/16 & 1-1/4"
 - Spark Plug Sockets - 5/8 & 13/16"
 - 45T Ratchet, Flex Handle & Universal Joint
 - Wobble Extension Bars - 75 & 125mm
 - Adapter - 1/2Fx3/8M
- Wrenches**
- Combination Quad Drive - 6, 7, 8, 9, 10, 11, 12, 13, 14, 15, 16, 17, 18 & 19mm
 - 1/4, 5/16, 3/8, 7/16, 1/2, 9/16, 5/8, 11/16, 3/4, 13/16 & 7/8"
 - Geardrive - 10, 11, 12, 13, 14, 15, 16, 17, 18 & 19mm
 - 5/16, 3/8, 7/16, 1/2, 9/16, 5/8, 11/16 & 3/4"
 - Flex Flare - 10x11, 12x13, 14x17 & 19x22mm
 - 3/8x7/16, 1/2x9/16, 5/8x11/16 & 3/4x7/8"
 - E-TORX - E6xE8, E10xE12, E14xE16 & E18xE20
- Tools**
- Screwdrivers - 3.0x75, 5.5x100, 6.5x25, 6.5x100, 6.5x150 & 8.0x175mm
 - #0x60, #1x80, #2x25, #2x100, #2x150 & #3x175mm
 - Hex Keys - 1.27, 1.5, 2, 2.5, 3, 4, 4.5, 5, 5.5, 6, 7, 8 & 10mm
 - 0.05, 1/16, 5/64, 3/32, 7/64, 1/8, 9/64, 5/32, 3/16, 7/32, 1/4, 5/16 & 3/8"
 - TORX Keys - T10, T15, T20, T25, T27, T30, T40, T45 & T50
 - Pliers - Long Nose, Combination & Adjustable Joint
 - Cutters - Diagonal
 - Adjustable Wrench
 - Hammers - Ball Pein & Dual Head Soft Face
 - Tape Measure
 - Power Bit Set - 67pc
 - 7 Drawer (730w) Concept Series Tool Box

CONTENTS GUIDE:



Images are for illustration purposes only, contents may vary.

296PC METRIC/SAE
CONCEPT SERIES TOOL KIT

Model No.	COLOR
SP52291	GREEN/BLACK
SP52292	BLUE
SP52293	ORANGE/BLACK
SP52294	RED
SP52295	BLACK

DIMENSIONS:

- Combined Dimensions
29.33" w x 18.7" d x 48.81" h (55.11" h with casters)
- 7 Drawer Concept Series Tool Box
28.74w x 18.7d x 19.09h
- 3 Drawers 6.69" w x 15.94" d x 1.96" h
 - 2 Drawers 22.44" w x 15.94" d x 1.96" h
 - 2 Drawers 22.44" w x 15.94" d x 80" h
- 7 Drawer Concept Series Roller Cabinet
29.33" w x 18.7" d x 29.72" h (36" h with casters)
- 6 Drawers 22.44" w x 16.14" d x 1.96" h
 - 1 Drawer 22.44" w x 16.14" d x 6.49" h

FEATURES:

- All sockets, socket accessories and ROE Wrenches sit in hi-density EVA foam
- Heavy-duty full extension ball-bearing drawer slides
- Dual gas strut lid stays
- Kliklok drawer locking system
- Side storage compartments suitable for aerosol cans
- Heavy-duty wheels
- Corner protection and fold away side table

CONTENTS:

- 1/4"Dr Sockets & Accessories:**
- 12pt - 4, 5, 6, 7, 8, 9, 10, 11, 12, 13 & 14mm
 - 12pt - 3/16, 7/32, 1/4, 9/32, 5/16, 11/32, 3/8, 7/16, 1/2 & 9/16"
 - 72T Ratchet, Flex Handle & Universal Joint
 - Wobble Extension Bars - 50 & 150mm
- 3/8"Dr Sockets & Accessories:**
- 12pt - 6, 7, 8, 9, 10, 11, 12, 13, 14, 15, 16, 17, 18, 19, 20, 21 & 22mm
 - 12pt - 1/4, 5/16, 3/8, 7/16, 1/2, 9/16, 5/8, 11/16, 3/4, 13/16 & 7/8"
 - E-Torx - E4, E5, E6, E7, E8, E10, E11, E12, E14, E16, E18 & E20
 - Spark Plug Sockets - 5/8 & 13/16"
 - 48T Ratchet, Flex Handle & Universal Joint
 - Wobble Extension Bars - 75 & 150mm
 - Adapters - 3/8Fx1/4M & 3/8Fx1/2M
- 1/2"Dr Sockets & Accessories**
- 12pt - 10, 11, 12, 13, 14, 15, 16, 17, 18, 19, 20, 21, 22, 23, 24, 26, 27, 30 & 32mm
 - 12pt - 3/8, 7/16, 1/2, 9/16, 5/8, 11/16, 3/4, 13/16, 7/8, 15/16, 1, 1-1/16, 1-1/8, 1-3/16 & 1-1/4"
 - Spark Plug Sockets - 5/8 & 13/16"
 - 45T Ratchet, Flex Handle & Universal Joint
 - Wobble Extension Bars - 75 & 125mm
 - Adapter - 1/2Fx3/8M
- Wrenches**
- Combination Quad Drive - 6, 7, 8, 9, 10, 11, 12, 13, 14, 15, 16, 17, 18 & 19mm
 - 1/4, 5/16, 3/8, 7/16, 1/2, 9/16, 5/8, 11/16, 3/4, 13/16 & 7/8"
 - Geardrive - 10, 11, 12, 13, 14, 15, 16, 17, 18 & 19mm
 - 5/16, 3/8, 7/16, 1/2, 9/16, 5/8, 11/16 & 3/4"
 - Flex Flare - 10x11, 12x13, 14x17 & 19x22mm
 - 3/8x7/16, 1/2x9/16, 5/8x11/16 & 3/4x7/8"
 - E-TORX - E6xE8, E10xE12, E14xE16 & E18xE20
- Tools**
- Screwdrivers - 3.0x75, 5.5x100, 6.5x25, 6.5x100, 6.5x150 & 8.0x175mm
 - #0x60, #1x80, #2x25, #2x100, #2x150 & #3x175mm
 - Hex Keys - 1.27, 1.5, 2, 2.5, 3, 4, 4.5, 5, 5.5, 6, 7, 8 & 10mm
 - 0.05, 1/16, 5/64, 3/32, 7/64, 1/8, 9/64, 5/32, 3/16, 7/32, 1/4, 5/16 & 3/8"
 - TORX Keys - T10, T15, T20, T25, T27, T30, T40, T45 & T50
 - Pliers - Long Nose, Combination & Adjustable Joint
 - Cutters - Diagonal
 - Adjustable Wrench
 - Hammers - Ball Pein & Dual Head Soft Face
 - Tape Measure
 - Power Bit Set - 67pc
 - 7 Drawer (730w) Concept Series Tool Box
 - 7 Drawer Concept Series Roller Cabinet

CONTENTS GUIDE:



Images are for illustration purposes only, contents may vary.

COLORS AVAILABLE:



587PC METRIC/SAE
CONCEPT SERIES TOOL KIT

Model No.	COLOR
SP50440	RED
SP50441	GREEN/BLACK
SP50442	BLUE
SP50443	ORANGE/BLACK
SP50444	BLACK

DIMENSIONS:

- Combined Dimensions -
29.33" w x 18.7" d x 48.81" h
(55.11" h with casters)**
- 7 Drawer Concept Series Tool Box
28.74" w x 18.7" d x 19.09" h**
- 3 Drawers 6.69" w x 15.94" d x 1.96" h
 - 2 Drawers 22.44" w x 15.94" d x 1.96" h
 - 2 Drawers 22.44" w x 15.94" d x 3.14" h
- 7 Drawer Concept Series Roller Cabinet
29.33" w x 18.7" d x 29.72" h
(36" h with casters)**
- 6 Drawers 22.44w x 16.14d x 1.96h
 - 1 Drawer 22.44w x 16.14d x 6.49h

FEATURES:

- All sockets, socket accessories and ROE Wrenches come in hi-density foam tool storage system (EVA)
- Heavy-Duty full extension ball-bearing drawer slides
- Dual gas strut lid stays
- Dog bone style frame construction offers maximum rigidity
- Kliklok drawer locking system ensures drawers stay closed and secure
- Side storage compartments suitable for aerosol cans
- Heavy-Duty wheels
- Key locking system
- Corner protection and fold away side table



Images are for illustration purposes only, contents may vary.

CONTENTS:

- 1/4"Dr Sockets & Accessories**
- 12pt - 4, 5, 6, 7, 8, 9, 10, 11, 12 & 13mm
 - 12pt - 3/16, 7/32, 1/4, 9/32, 5/16, 11/32, 3/8, 7/16 & 1/2"
 - Deep - 4, 5, 6, 7, 8, 9, 10, 11, 12 & 13mm
 - Deep - 3/16, 7/32, 1/4, 9/32, 5/16, 11/32, 3/8, 7/16 & 1/2"
 - TORX - T10, T15, T20 & T25
 - Inhex - 3, 4, 5 & 6mm, 1/8, 5/32, 3/16, 7/32 & 1/4"
 - 45T Ratchet & Flex Handle
 - Extension Bars - 50 & 150mm
- 3/8"Dr Sockets & Accessories**
- 12pt - 8, 9, 10, 11, 12, 13, 14, 15, 16, 17, 18 & 19mm
 - 12pt - 5/16, 3/8, 7/16, 1/2, 9/16, 5/8, 11/16 & 3/4"
 - Deep - 10, 11, 12, 13, 14, 15, 16, 17, 18 & 19mm
 - Deep - 5/16, 3/8, 7/16, 1/2, 9/16, 5/8, 11/16 & 3/4"
 - E-Torx - E4, E5, E6, E7, E8, E10, E11, E12, E14, E16, E18 & E20
 - TORX - T27, T30, T40, T45, T50 & T55 + 3/8Fx1/4M Adapter
 - Inhex - 6, 7, 8, 9 & 10mm, 3/16, 7/32, 1/4, 5/16 & 3/8"
 - 45T Ratchet & Flex Handle
 - Extension Bars - 75 & 150mm
- 1/2"Dr Sockets & Accessories**
- 12pt - 10, 11, 12, 13, 14, 15, 16, 17, 18, 19, 20, 21, 22, 23, 24, 25 & 26mm
 - 12pt - 3/8, 7/16, 1/2, 9/16, 5/8, 11/16, 3/4, 13/16, 7/8, 15/16 & 1"
 - Deep - 10, 11, 12, 13, 14, 15, 16, 17, 19, 21, 22 & 24mm
 - Deep - 3/8, 7/16, 1/2, 9/16, 5/8, 11/16, 3/4, 13/16, 7/8, 15/16 & 1"
 - Impact - 10, 11, 12, 13, 14, 15, 17, 18, 19, 21, 22 & 24mm
 - Impact Inhex - 4, 5, 6, 7, 8, 10, 12, 14 & 17mm
 - 3/16, 7/32, 1/4, 5/16, 3/8, 7/16, 1/2, 9/16 & 5/8"
 - Impact TORX - T20, T25, T30, T40, T45, T50, T55, T60 & T70
 - Spark Plug Sockets - 5/8 & 13/16"
 - 45T Ratchet & Flex Handle
 - Impact Universal Joint
 - Extension Bars - 125 & 250mm
 - Impact Extension Bars - 75 & 125mm
- Wrenches**
- Combination - 6, 7, 8, 9, 10, 11, 12, 13, 14, 15, 16, 17, 18, 19, 20, 21, 22, 23, 24, 25, 26, 27, 30 & 32mm
 - 1/4, 5/16, 3/8, 7/16, 1/2, 9/16, 5/8, 11/16, 3/4, 13/16, 7/8, 15/16, 1, 1-1/16, 1-1/8 & 1-1/4"
 - Combination Stubby - 8, 10, 11, 12, 13, 14, 15, 16, 17, 18 & 19mm
 - 5/16, 3/8, 7/16, 1/2, 9/16, 5/8, 11/16 & 3/4"
 - Geardrive - 8, 9, 10, 11, 12, 13, 14, 15, 16, 17, 18 & 19mm
 - 5/16, 3/8, 7/16, 1/2, 9/16, 5/8, 11/16, 3/4, 13/16, 7/8, 15/16 & 1"
 - Flare - 10x11, 12x13, 14x17 & 19x22mm
 - 3/8x7/16, 1/2x9/16, 5/8x11/16 & 3/4x7/8"
 - Ring - 8x10, 12x14, 16x18, 17x19 & 22x24mm
 - 3/8x5/16, 1/2x7/16, 5/8x9/16 & 3/4x11/16"
 - E-TORX - E6xE8, E10xE12, E14xE16 & E18xE20
- Tools**
- Screwdrivers - 3.0x75, 5.5x100, 6.5x25, 6.5x100, 6.5x150 & 8.0x175mm - #0x60, #1x80, #2x25, #2x100, #2x150 & #3x175MM
 - Precision - 2.0x50, 2.5x50, 3.0x50, #0x50, #00x50 & #000x50mm
 - Impact Screwdriver Set - SL5, SL6, SL8 & SL9, #1, #2, #3 & #4, IN4, IN5, IN6 & IN8 & Impact Driver
 - Ratchet Driver Bit Set - SL4.5, SL7, PH1, P H2, PH3, T15, T20 & Bit Driver
 - Hex Keys - 1.5, 2, 2.5, 3, 4, 5, 6, 8 & 10mm
 - 1/16, 5/64, 3/32, 1/8, 5/32, 3/16, 1/4, 5/16 & 3/8"
 - TORX Keys - T10, T15, T20, T25, T27, T30, T40, T45 & T50
 - T-Handle Hex Keys - 2, 2.5, 3, 4, 5, 6, 8 & 10mm
 - 5/64, 3/32, 1/8, 5/32, 3/16, 1/4, 5/16 & 3/8"
 - T-Handle TORX Keys - T8, T10, T15, T20, T25, T30, T40 & T50
 - 3/8"Dr Oil Drain Plug Key Set - 18pc - Hex Keys 8, 9, 10, 12, 14 & 17mm, SQ Keys 7, 8, 10, 11, 12, 13, 14, 5/16 & 3/8" Spline 16mm, Triangle 10mm & Female & SQ Key 10mm
 - Pliers - Combination, Long Nose, Locking, Multigrip & Circlip (4)
 - Aviation Snips
 - Wire Cutter/Strippers & Wire Crimper/Stripper
 - Cutters - Diagonal
 - Adjustable Wrenches (4)
 - Hammers - Ball Pein (2), Dead Blow (1) & Dual Head Soft/Hard (2)
 - Hacksaw & Tape Measure
 - Pin Punch & Chisel Set - 10pc
 - Burrs Set- 5pc & Finger Ratchet Kit -5pc
 - Pry Bar Set -4pc, Tweezer Set -4pc, Mini Brush Set -3pc & Pick Set -4pc
 - Scraper Remover Set (5pc)
 - Hand Lever Type 2 Jaw Riveter
 - Magnetic Pick-up Tool, Inspection Mirror & Magnetic Parts Tray
 - Stainless Steel Rulers - 150mm, 300mm & 600mm
 - Oil Filter Wrench
 - Electrical Digital Multimeter & LED Magbase Work Light
 - Power Bit Set - 67pc & Air Duster
 - Work Gloves
 - Drawer Trays x 6
 - 7 Drawer Concept Series Tool Box
 - 7 Drawer Concept Roller Cabinet

CONTENTS GUIDE:



Images are for illustration purposes only, contents may vary.



347PC METRIC/SAE
CONCEPT SERIES
ROLLER CABINET TOOL KIT

Model No.	COLOR
SP50760CE	WHITE/RED HANDLES
SP50765	BLACK

ALSO AVAILABLE IN A
CUSTOMIZED EDITION
13 DRAWER CUSTOM
SERIES ROLLER CABINET

Stainless Steel
Work Top




DIMENSIONS:

- 13 Drawer Concept Series Roller Cabinet**
42.95" w x 18.5" d x 34.17" h (40.55" h with casters)
- 1 Drawer - 37.79" w x 16.14" d x 5.11" h
 - 5 Drawers - 23.34" w x 16.14" d x 2.12" h
 - 1 Drawer - 23.34" w x 16.14" d x 4.4" h
 - 1 Drawer - 23.34" w x 16.14" d x 6.69" h
 - 3 Drawers - 13.1" w x 16.14" d x 2.12" h
 - 1 Drawer - 13.1" w x 16.14" d x 4.4" h
 - 1 Drawer - 13.1" w x 16.14" d x 11.25" h

FEATURES:

- The SP High Performance range of roller cabinets offer the most durable and secure method to store your tools
- All sockets, socket accessories and ROE Wrenches come in hi-density foam tool storage system (EVA)
 - Rigid dog-bone frame construction offers maximum rigidity
 - Heavy-Duty 24 ball-bearing drawer slides
 - Side storage compartments suitable for aerosol cans
 - SP Kliklok drawer locking system ensures drawers stay closed and secure
 - Heavy-Duty wheels
 - Key locking system
 - Corner protection and fold away side table

COLORS AVAILABLE:



Images are for illustration purposes only, contents may vary.



ALSO AVAILABLE IN A
CUSTOMISED EDITION
CUSTOM SERIES ROLLER CABINET

CONTENTS:

- 1/4"Dr Sockets & Accessories**

 - 12pt - 4, 5, 6, 7, 8, 9, 10, 11, 12, 13 & 14mm
 - 12pt - 3/16, 7/32, 1/4, 9/32, 5/16, 11/32, 3/8, 7/16 & 1/2"
 - 45T Ratchet & Flex Handle
 - Wobble Extension Bars - 75 & 150mm

3/8"Dr Sockets & Accessories

 - 12pt - 8, 10, 11, 12, 13, 14, 15, 16, 17, 18 & 19mm
 - 12pt - 5/16, 3/8, 7/16, 1/2, 9/16, 5/8, 11/16 & 3/4"
 - Spark Plug Sockets - 5/8 & 13/16"
 - 45T Ratchet & Flex Handle
 - Wobble Extension Bars - 75 & 150mm
 - Adapters - 3/8Fx1/4M & 3/8Fx1/2M

1/2"Dr Sockets & Accessories

 - 12pt - 10, 11, 12, 13, 14, 15, 16, 17, 18, 19, 20, 21, 22, 23, 24, 25 & 26mm
 - 12pt - 3/8, 7/16, 1/2, 9/16, 5/8, 11/16, 3/4, 13/16, 7/8, 15/16 & 1"
 - 45T Ratchet & Flex Handle
 - Wobble Extension Bars - 125 & 250mm
 - Adapter - 1/2Fx3/8M

Wrenches

 - Combination - 6, 7, 8, 9, 10, 11, 12, 13, 14, 15, 16, 17, 18, 19, 20, 21, 22, 23, 24, 25, 26, 27, 30 & 32mm
 - 1/4, 5/16, 3/8, 7/16, 1/2, 9/16, 5/8, 11/16, 3/4, 13/16, 7/8, 15/16, 1, 1-1/16, 1-1/8 & 1-1/4"
- Tools**

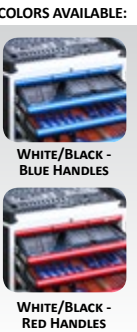
 - Screwdrivers - 3.0x75, 5.5x100, 6.5x25, 6.5x100, 6.5x150 & 8.0x175mm
 - #0x60, #1x80, #2x25, #2x100, #2x150 & #3x175mm
 - Precision - 2.0x50, 2.5x50, 3.0x50, #0x50, #00x50 & #000x50mm
 - Hex Keys - 1.5, 2, 2.5, 3, 4, 5, 6, 8 & 10mm
 - 1/16, 5/64, 3/32, 1/8, 5/32, 3/16, 1/4, 5/16 & 3/8"
 - TORX Keys - T10, T15, T20, T25, T27, T30, T40, T45 & T50
 - Magnetic Hex Keys - 1.27, 1.5, 2, 2.5, 3, 4, 4.5, 5, 5.5, 6, 7, 8 & 10mm
 - 0.05, 1/16, 5/64, 3/32, 7/64, 1/8, 9/64, 5/32, 3/16, 7/32, 1/4, 5/16 & 3/8"
 - Pliers - Combination, Long Nose, Multigrip, Locking, Oil Filter & Circlip (4)
 - Cutters - Diagonal
 - Adjustable Wrenches (2)
 - Hammers - Ball Pein (3), Soft/Hard Head (1)
 - Hacksaw
 - Retractable Knife & Tape Measure
 - Pin Punch & Chisel Set - 10pc
 - Pry Bar Set -4pc & Tweezer Set -4pc
 - Hook/Pick Set -4pc & O-Ring/Scribe Set (2pc)
 - Power Bit Set - 67pc
 - Ratchet Driver Set - 31pc
 - Finger Ratchet Kit - 5pc
 - Inspection Mirror
 - Pick-Up Magnetic Tool
 - Magnetic Parts Tray
 - Circuit Tester
 - Digital Multimeter
 - 13 Drawer Concept Roller Cabinet

CONTENTS GUIDE:



Images are for illustration purposes only, contents may vary.

STARTER PROFESSIONAL TECHNICIAN TOOL KITS



230PC STARTER PROFESSIONAL TECHNICIAN METRIC TOOL KIT

Model No.	COLOR
SP52505	WHITE BLACK DRAWER BLUE HANDLES
SP52506	WHITE BLACK DRAWER RED HANDLES

DIMENSIONS:

7 Drawer Tek Line Tool Box
28.74" w x 18.7" d x 19.96" h

- 3 Drawers 6.69" w x 16.14" d x 2.12" h
- 2 Drawers 22.44" w x 16.14" d x 2.12" h
- 2 Drawers 22.44" w x 16.14" d x 3.26" h

FEATURES:




CONTENTS:

- Wrenches**
- Combination Wrenches - 6, 7, 8, 9, 10, 11, 12, 13, 14, 15, 16, 17, 18, 19, 20, 21, 22, 23 & 24mm
 - Flare Nut Wrenches - 10*11, 12*13, 14*17 & 19*22
 - E Star Wrenches - E6*E8, E10*E12, E14*E16 & E18*E20
 - Double Ring Wrenches - 8*10 & 9*11mm
- 1/4"Dr Sockets & Accessories**
- (6pt) Sockets 4, 5, 6, 7, 8, 9, 10, 11, 12, 13 & 14mm
 - (6pt) Deep Sockets 4, 5, 6, 7, 8, 9, 10, 11, 12, 13 & 14mm
 - Bit Sockets 3, 4, 5 & 6 Hex. T10, T15, T20 & T25 Torque #2 & #3 Phillips. 4 & 6 Slotted
 - 60T Ratchet
 - 150mm Flex Handle
 - Universal Joint
 - Extension Bars 50, 100 & 150mm
 - Spinner Handle
 - Socket Adapter 1/4F*3/8M
- 3/8"Dr Sockets & Accessories**
- (12pt) Sockets 8, 9, 10, 11, 12, 13, 14, 15, 16, 17, 18, 19, 20, 21, 22, 23 & 24mm
 - (12pt) Deep Sockets 8, 9, 10, 11, 12, 13, 14, 15, 16, 17, 18, 19, 20, 21, 22, 23 & 24mm
 - Spark Plug Sockets 16 & 21mm
 - Magnetic Spark Plug Socket 14mm
 - E-Torx E6, E7, E8, E10, E11, E12, E14, E16 & E18
 - Bit Sockets 6, 7, 8, 9 & 10 Hex. T27, T30, T40, T45 & T50 Torque
 - 60T Ratchet
 - 200mm Flex Handle
 - Universal Joint
 - Extension Bars 75, 150 & 250mm
 - Socket Adapters 3/8F*1/4M & 3/8F*1/2M
- Tools**
- Key Set 1.5, 2, 2.5, 3, 4, 5, 6, 8 & 10mm
 - 1/16, 5/64, 3/32, 1/8, 5/32, 3/16, 1/4, 5/16 & 3/8"
 - Torque Set T-10, T-15, T-20, T-25, T-27, T-30, T-40, T-45 & T-50
 - 31pc Ratchet Driver Set
 - Screwdrivers Slotted - 6.5*38, 3.0*75, 5.5*100, 6.5*100, 6*150 with hex bolster, 8*150 with hex bolster
 - Screwdrivers Phillips - #2*38, #0*75, #1*80, #2*100, #2*150 with hex bolster, #3*150 with hex bolster
 - Adjustable Wrench & 3 Prong Filter Wrench
 - Pliers - Combination, Long Nose, adjustable Joint, locking
 - Diagonal Cutters
 - Hammer Ball Pein & Feeler Gauge Set
 - Tape Measure & Razor Scraper
 - Pick Set & Pin Punch Set
 - Safety Glasses and Ear Plugs
 - 7 Drawer Tek Line Tool Box



CONTENTS GUIDE:



Images are for illustration purposes only, contents may vary.



STARTER PROFESSIONAL TECHNICIAN TOOL KITS

230PC STARTER PROFESSIONAL TECHNICIAN METRIC TOOL KIT

Model No.	COLOR
SP52525	WHITE BLACK DRAWER BLUE HANDLES
SP52526	WHITE BLACK DRAWER RED HANDLES

DIMENSIONS:

7 Drawer Tek Line Roller Cabinet
28.89" w x 18.89" d x 34.25" h (40.55" h with casters)

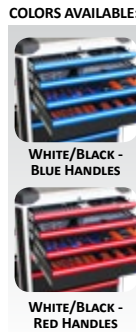
- 3 Drawers 22.44" w x 16.14" d x 2.12" h
- 2 Drawers 22.44" w x 16.14" d x 4.4" h
- 2 Drawer 22.44" w x 16.14" d x 6.69" h

FEATURES:




CONTENTS:

- Wrenches**
- Combination Wrenches - 6, 7, 8, 9, 10, 11, 12, 13, 14, 15, 16, 17, 18, 19, 20, 21, 22, 23 & 24mm
 - Flare Nut Wrenches - 10*11, 12*13, 14*17 & 19*22
 - E Star Wrenches - E6*E8, E10*E12, E14*E16 & E18*E20
 - Double Ring Wrenches - 8*10 & 9*11mm
- 1/4"Dr Sockets & Accessories**
- (6pt) Sockets 4, 5, 6, 7, 8, 9, 10, 11, 12, 13 & 14mm
 - (6pt) Deep Sockets 4, 5, 6, 7, 8, 9, 10, 11, 12, 13 & 14mm
 - Bit Sockets 3, 4, 5 & 6 Hex. T10, T15, T20 & T25 Torque #2 & #3 Phillips. 4 & 6 Slotted
 - 60T Ratchet
 - 150mm Flex Handle
 - Universal Joint
 - Extension Bars 50, 100 & 150mm
 - Spinner Handle
 - Socket Adapter 1/4F*3/8M
- 3/8"Dr Sockets & Accessories**
- (12pt) Sockets 8, 9, 10, 11, 12, 13, 14, 15, 16, 17, 18, 19, 20, 21, 22, 23 & 24mm
 - (12pt) Deep Sockets 8, 9, 10, 11, 12, 13, 14, 15, 16, 17, 18, 19, 20, 21, 22, 23 & 24mm
 - Spark Plug Sockets 16 & 21mm
 - Magnetic Spark Plug Socket 14mm
 - E-Torx E6, E7, E8, E10, E11, E12, E14, E16 & E18
 - Bit Sockets 6, 7, 8, 9 & 10 Hex. T27, T30, T40, T45 & T50 Torque
 - 60T Ratchet
 - 200mm Flex Handle
 - Universal Joint
 - Extension Bars 75, 150 & 250mm
 - Socket AdapterS 3/8F*1/4M & 3/8F*1/2M
- Tools**
- Key Set 1.5, 2, 2.5, 3, 4, 5, 6, 8 & 10mm
 - 1/16, 5/64, 3/32, 1/8, 5/32, 3/16, 1/4, 5/16 & 3/8"
 - Torque Set T-10, T-15, T-20, T-25, T-27, T-30, T-40, T-45 & T-50
 - 31pc Ratchet Driver Set
 - Screwdrivers Slotted - 6.5*38, 3.0*75, 5.5*100, 6.5*100, 6*150 with hex bolster, 8*150 with hex bolster
 - Screwdrivers Phillips - #2*38, #0*75, #1*80, #2*100, #2*150 with hex bolster, #3*150 with hex bolster
 - Adjustable Wrench & 3 Prong Filter Wrench
 - Pliers - Combination, Long Nose, adjustable Joint, locking
 - Diagonal Cutters
 - Hammer Ball Pein & Feeler Gauge Set
 - Tape Measure & Razor Scraper
 - Pick Set & Pin Punch Set
 - Safety Glasses and Ear Plugs
 - 7 Drawer Tek Line Roller Cabinet



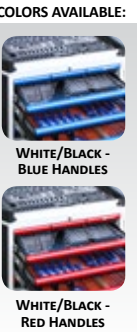
CONTENTS GUIDE:



Images are for illustration purposes only, contents may vary.



TRADE TECHNICIAN TOOL KITS



269PC TRADE TECHNICIAN METRIC TOOL KIT

Model No.	COLOR
SP52535	WHITE BLACK DRAWER BLUE HANDLES
SP52536	WHITE BLACK DRAWER RED HANDLES

TRADE TECHNICIAN METRIC TOOL KIT ALSO AVAILABLE IN A 13 DRAWER TEK LINE ROLLER CABINET



IDEAL TOOLKIT FOR WORKING ON ALL LATE MODEL PASSENGER VEHICLES

DIMENSIONS:

Combined Dimensions
28.89" w x 18.89" d x 54.72" h
(59.84" h with casters)

7 Drawer Tek Line Tool Box
28.74" w x 18.7" d x 19.96" h

- 3 Drawers 6.69" w x 16.14" d x 2.12" h
- 2 Drawers 22.44" w x 16.14" d x 2.12" h
- 2 Drawers 22.44" w x 16.14" d x 3.26" h

7 Drawer Tek Line Roller Cabinet

- 28.89" w x 18.89" d x 34.25" h
- 3 Drawers 22.44" w x 16.14" d x 3.26" h
- 2 Drawers 22.44" w x 16.14" d x 4.4" h
- 2 Drawer 22.44" w x 16.14" d x 6.69" h



FEATURES:

- All sockets, socket accessories and ROE Wrenches come in hi-density foam tool storage system (EVA)
- Heavy-Duty full extension ball-bearing drawer slides
- Dual gas strut lid stays
- Dog bone style frame construction offers maximum rigidity
- Kliklok drawer locking system ensures drawers stay closed and secure
- Side storage compartments suitable for aerosol cans
- Heavy-Duty wheels
- Key locking system
- Corner protection and fold away side table

TRADE TECHNICIAN METRIC TOOL KIT ALSO AVAILABLE IN A: 13 DRAWER TEK LINE ROLLER CABINET

COLORS AVAILABLE:



268PC TRADE TECHNICIAN METRIC TOOL KIT

Model No.	COLOR
SP52635	WHITE BLACK DRAWER BLUE HANDLES
SP52636	WHITE BLACK DRAWER RED HANDLES

DIMENSIONS:

13 Drawer Tek Line Roller Cabinet
45.07" w x 18.89" d x 34.25" h
(40.51" h with casters)

- 1 Drawer - 36.88" w x 16.14" d x 5.11" h
- 5 Drawers - 22.44" w x 16.14" d x 2.12" h
- 1 Drawer - 22.44" w x 16.14" d x 4.4" h
- 1 Drawer - 22.44" w x 16.14" d x 6.69" h
- 3 Drawers - 12.32" w x 16.14" d x 2.12" h
- 1 Drawer - 12.32" w x 16.14" d x 4.4" h
- 1 Drawer - 12.32" w x 16.14" d x 11.25" h

CONTENTS:

Wrenches

- Combination Wrenches - 6, 7, 8, 9, 10, 11, 12, 13, 14, 15, 16, 17, 18, 19, 20, 21, 22, 23 & 24mm
- Flare Nut Wrenches - 10*11, 12*13, 14*17 & 19*22
- E Star Wrenches - E6*E8, E10*E12, E14*E16 & E18*E20
- Double Ring Wrenches - 8*10 & 9*11mm

1/4"Dr Sockets & Accessories

- (6pt) Sockets 4, 5, 6, 7, 8, 9, 10, 11, 12, 13 & 14mm
- (6pt) Deep Sockets 4, 5, 6, 7, 8, 9, 10, 11, 12, 13 & 14mm
- Bit Sockets 3, 4, 5 & 6 Hex. T10, T15, T20 & T25 Torque
- #2 & #3 Phillips. 4 & 6 Slotted
- 60T Ratchet
- 150mm Flex Handle
- Universal Joint
- Extension Bars 50, 100 & 150mm
- Spinner Handle
- Socket Adapter 1/4F*3/8M

3/8"Dr Sockets & Accessories

- (12pt) Sockets 8, 9, 10, 11, 12, 13, 14, 15, 16, 17, 18, 19, 20, 21, 22, 23 & 24mm
- (12pt) Deep Sockets 8, 9, 10, 11, 12, 13, 14, 15, 16, 17, 18, 19, 20, 21, 22, 23 & 24mm
- Spark Plug Sockets 16 & 21mm
- Magnetic Spark Plug Socket 14mm
- E-Torx E6, E7, E8, E10, E11, E12, E14, E16 & E18
- Bit Sockets 6, 7, 8, 9 & 10 Hex. T27, T30, T40, T45 & T50 Torque
- 60T Ratchet
- 200mm Flex Handle
- Universal Joint
- Extension Bars 75, 150 & 250mm
- Socket AdapterS 3/8F*1/4M & 3/8F*1/2M

1/2"Dr Sockets & Accessories

- (6pt) Sockets 19, 20, 21, 22, 23, 24, 27, 30, 32 & 36mm
- 60T Ratchet
- 250mm Flex Handle
- Universal Joint
- Extension Bars 75 & 125mm
- Impact 10, 12, 13, 14 & 18mm
- Impact Wheel Nut (Deep) 14, 17, 19, 21, 22 & 24mm
- Impact Extension Bars 75 & 125mm
- Impact Universal Joint

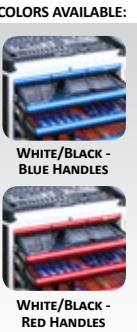
Tools

- Key Set 1.5, 2, 2.5, 3, 4, 5, 6, 8 & 10mm
- 1/16, 5/64, 3/32, 1/8, 5/32, 3/16, 1/4, 5/16 & 3/8"
- Torx Set T-10, T-15, T-20, T-25, T-27, T-30, T-40, T-45 & T-50
- 31pc Ratchet Driver Set
- Screwdrivers Slotted - 6.5*38, 3.0*75, 5.5*100, 6.5*100, 6*150 with hex bolster, 8*150 with hex bolster
- Screwdrivers Phillips - #2*38, #0*75, #1*80, #2*100, #2*150 with hex bolster, #3*150 with hex bolster
- Adjustable Wrench & 3 Prong Filter Wrench
- Pliers - Combination, Long Nose, adjustable Joint, locking
- Diagonal Cutters
- Hammer Ball Pein & Feeler Gauge Set
- Tape Measure & Razor Scraper
- Pick Set, Trim Removal Set & Pin Punch Set
- Safety Glasses and Ear Plugs
- Inspection Mirror and Pick Up Tool
- Digital Multimeter
- LED magbase Work Light
- Air Duster
- 7 Drawer Tek Line Tool Box
- 7 Drawer Tek Line Roller Cabinet
- OR
- 13 Drawer Tek Line Roller Cabinet

CONTENTS GUIDE:



MASTER TECHNICIAN TOOL KITS



293PC MASTER TECHNICIAN METRIC TOOL KIT

Model No.	COLOR
SP52565	WHITE BLACK DRAWER BLUE HANDLES
SP52566	WHITE BLACK DRAWER RED HANDLES

MASTER TECHNICIAN METRIC TOOL KIT ALSO AVAILABLE IN A 13 DRAWER TEK LINE ROLLER CABINET



IDEAL TOOLKIT FOR WORKING ON ALL LATE MODEL PASSENGER VEHICLES

DIMENSIONS:

Combined Dimensions
28.89" w x 18.89" d x 54.72" h
(59.84h with casters)

7 Drawer Tek Line Tool Box
28.74" w x 18.7" d x 19.96" h

- 3 Drawers 6.69" w x 16.14" d x 2.12" h
- 2 Drawers 22.44" w x 16.14" d x 2.12" h
- 2 Drawers 22.44" w x 16.14" d x 3.26" h

7 Drawer Tek Line Roller Cabinet
28.89" w x 18.89" d x 34.25" h

- 3 Drawers 22.44" w x 16.14" d x 2.12" h
- 2 Drawers 22.44" w x 16.14" d x 4.4" h
- 2 Drawer 22.44" w x 16.14" d x 6.69" h




FEATURES:

- All sockets, socket accessories and ROE Wrenches come in hi-density foam tool storage system (EVA)
- Heavy-duty full extension ball-bearing drawer slides
- Dual gas strut lid stays
- Dog bone style frame construction offers maximum rigidity
- Kliklok drawer locking system ensures drawers stay closed and secure
- Side storage compartments suitable for aerosol cans
- Heavy-duty wheels
- Key locking system
- Corner protection and fold away side table

MASTER TECHNICIAN METRIC TOOL KIT ALSO AVAILABLE IN A: 13 DRAWER TEK LINE ROLLER CABINET

COLORS AVAILABLE:



CONTENTS:

Wrenches

- Combination Wrenches - 6, 7, 8, 9, 10, 11, 12, 13, 14, 15, 16, 17, 18, 19, 20, 21, 22, 23 & 24mm
- Flare Nut Wrenches - 10*11, 12*13, 14*17 & 19*22
- E Star Wrenches - E6*E8, E10*E12, E14*E16 & E18*E20
- Double Ring Wrenches - 8*10 & 9*11mm

1/4"Dr Sockets & Accessories

- (6pt) Sockets 4, 5, 6, 7, 8, 9, 10, 11, 12, 13 & 14mm
- (6pt) Deep Sockets 4, 5, 6, 7, 8, 9, 10, 11, 12, 13 & 14mm
- Bit Sockets 3, 4, 5 & 6 Hex. T10, T15, T20 & T25 Torque
- #2 & #3 Phillips. 4 & 6 Slotted
- 60T Ratchet
- 150mm Flex Handle
- Universal Joint
- Extension Bars 50, 100 & 150mm
- Spinner Handle
- Socket Adapter 1/4F*3/8M

3/8"Dr Sockets & Accessories

- (12pt) Sockets 8, 9, 10, 11, 12, 13, 14, 15, 16, 17, 18, 19, 20, 21, 22, 23 & 24mm
- (12pt) Deep Sockets 8, 9, 10, 11, 12, 13, 14, 15, 16, 17, 18, 19, 20, 21, 22, 23 & 24mm
- Spark Plug Sockets 16 & 21mm
- Magnetic Spark Plug Socket 14mm
- E-Torx E6, E7, E8, E10, E11, E12, E14, E16 & E18
- Bit Sockets 6, 7, 8, 9 & 10 Hex. T27, T30, T40, T45 & T50 Torque
- 60T Ratchet
- 200mm Flex Handle
- Universal Joint
- Extension Bars 75, 150 & 250mm
- Socket AdapterS 3/8F*1/4M & 3/8F*1/2M

1/2"Dr Sockets & Accessories

- (6pt) Sockets 19, 20, 21, 22, 23, 24, 27, 30, 32 & 36mm
- 60T Ratchet
- 250mm Flex Handle
- Universal Joint
- Extension Bars 75 & 125mm
- Impact 10, 12, 13, 14 & 18mm
- Impact Wheel Nut (Deep) 14, 17, 19, 21, 22 & 24mm
- Impact Extension Bars 75 & 125mm
- Impact Universal Joint

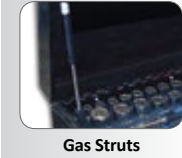
Tools

- Key Set 1.5, 2, 2.5, 3, 4, 5, 6, 8 & 10mm
 - 1/16, 5/64, 3/32, 1/8, 5/32, 3/16, 1/4, 5/16 & 3/8"
 - Torx Set T-10, T-15, T-20, T-25, T-27, T-30, T-40, T-45 & T-50
 - 31pc Ratchet Driver Set
 - Screwdrivers Slotted - 6.5*38, 3.0*75, 5.5*100, 6.5*100, 6*150 with hex bolster, 8*150 with hex bolster
 - Screwdrivers Phillips - #2*38, #0*75, #1*80, #2*100, #2*150 with hex bolster, #3*150 with hex bolster
 - Precision Screwdrivers - 2.0x50, 2.5x50, 3.0x50, #0x50, #00x50 & #000x50mm
 - Adjustable Wrenches & 3 Prong Filter Wrench
 - Pliers - Combination, Long Nose, adjustable Joint, locking & Circlip (4)
 - Diagonal Cutters
 - Hammers Ball Pein, Sot/Hard Head
 - Feeler Gauge Set
 - Tape Measure & Razor Scraper
 - Pick Set & Trim Removal Set
 - Chisel & Pin Punch Set
 - Hacksaw & Knife
 - Safety Glasses and Ear Plugs
 - Inspection Mirror and Pick Up Tool
 - Digital Multimeter and Circuit Tester
 - Torque Wrench
 - Magnetic Parts Tray
 - General Purpose Gloves
 - LED Magbase Work Light
 - Air Impact Wrench
 - Air Ratchet Wrench
 - Air Duster
 - 7 Drawer Tek Line Tool Box
 - 7 Drawer Tek Line Roller Cabinet
- OR
- 13 Drawer Tek Line Roller Cabinet

CONTENTS GUIDE:



FEATURES:



138PC METRIC CUSTOM
SERIES TOOL KIT

Model No.	COLOR
SP50087	BLACK

- Standard depth tool box

DIMENSIONS:

- 7 Drawer Custom Series Tool Cabinet
26.29" w x 12.44" d x 18.14" h
- 3 Small Drawers 6.29" w x 10.90" d x 1.57" h
 - 2 Large Drawers 22.44" w x 10.90" d x 1.57" h
 - 2 Large Deep Drawers 22.44" w x 10.90" d x 2.75" h

NEED MORE STORAGE?

139PC METRIC CUSTOM
SERIES TOOL KIT

Model No.	COLOR
SP50088	BLACK




INCLUDES:
5 Drawer Custom
Series Roller Cabinet

CONTENTS GUIDE:



Images are for illustration purposes only, contents may vary.

FEATURES:



METRIC ONLY

CONTENTS:

- 1/4"Dr Sockets & Accessories**
- 12pt - 4, 5, 6, 7, 8, 9, 10, 11, 12 & 13mm
 - 12pt Deep - 4, 5, 6, 7, 8, 9, 10, 11, 12 & 13mm
 - 45T Ratchet, Flex Handle & Universal Joint
 - Extension Bars - 50 & 150mm
- 3/8"Dr Sockets & Accessories**
- 12pt - 6, 7, 8, 9, 10, 11, 12, 13, 14, 15, 16, 17, 18, 19, 20, 21 & 22mm
 - 12pt Deep - 10, 11, 12, 13, 14, 15, 16, 17, 18 & 19mm
 - Spark Plug Sockets - 16mm & 21mm
 - 45T Ratchet, Flex Handle & Universal Joint
 - Extension Bars - 75 & 150mm
 - Adapters - 3/8Fx1/4M & 3/8Fx1/2M
- 1/2"Dr Sockets & Accessories**
- 12pt - 10, 11, 12, 13, 14, 15, 16, 17, 18, 19, 20, 21, 22, 23, 24, 26, 27, 30 & 32mm
 - 45T Ratchet, Flex Handle & Universal Joint
 - Extension Bars - 75 & 125mm
 - Spark Plug Sockets - 16mm & 21mm
 - Adapter - 1/2Fx3/8M
- Wrenches**
- Combination - 6, 7, 8, 9, 10, 11, 12, 13, 14, 15, 16, 17, 18, 19, 20, 21, 22, 23 & 24mm
 - Flare Nut - 10x11mm, 12x13mm, 14x17mm & 19x22mm
- Tools**
- Screwdrivers - 3.0x75, 5.5x100, 6.5x38, 6.5x100, 6.5x150 & 8.0x175mm
 - #0x60, #1x80, #2x25, #2x100, #2x150 & #3x175MM
 - Hex Keys - 1.5, 2, 2.5, 3, 4, 5, 6, 8 & 10mm
 - -1/16, 5/64, 3/32, 1/8, 5/32, 3/16, 1/4, 5/16 & 3/8"
 - Torx Keys -T10, T15, T20, T25, T27, T30, T40, T45 & T50
 - Ratchet Driver Bit Set - 31pc
 - Pliers - Combination, Long Nose, Multigrips & Locking
 - Cutters - Diagonal
 - Hammer - Ball Pein
 - Adjustable Wrench
 - Tape Measure
 - Pick Set - 4pc
 - Pin Punch Set - 7pc
 - 7 Drawer Custom Series Tool Box

201PC METRIC CUSTOM
SERIES TOOL KIT

Model No.	COLOR
SP50120	BLACK

- Deep series tool box

DIMENSIONS:

- 7 Drawer Custom Series Tool Cabinet
26.29" w x 17.51" d x 18.51" h
- 3 Small Drawers 6.29" w x 15.94" d x 1.57" h
 - 2 Large Drawers 22.44" w x 15.94" d x 1.57" h
 - 2 Large Deep Drawers 22.44" w x 15.94" d x 2.75" h

NEED MORE STORAGE?

This tool kit can be matched
with the below SP Custom
Series Roller Cabinets



Model No.	Draw QTY	Page No.
SP40111	5	20
SP40104	7	20

CONTENTS GUIDE:



Images are for illustration purposes only, contents may vary.



FEATURES



EVA Foam Storage System



Gas Struts



Heavy-Duty Carry Handles



SP Key Locking System

METRIC ONLY

CONTENTS:

- 1/4"Dr Sockets & Accessories**
- 12pt - 4, 5, 6, 7, 8, 9, 10, 11, 12 & 13mm
 - 12pt Deep - 4, 5, 6, 7, 8, 9, 10, 11, 12 & 13mm
 - 45T Ratchet, Flex Handle & Universal Joint
 - Extension Bars - 50 & 150mm
- 3/8"Dr Sockets & Accessories**
- 12pt - 6, 7, 8, 9, 10, 11, 12, 13, 14, 15, 16, 17, 18, 19, 20, 21 & 22mm
 - 12pt Deep - 10, 11, 12, 13, 14, 15, 16, 17, 18 & 19mm
 - Spark Plug Sockets - 16mm & 21mm
 - 45T Ratchet, Flex Handle & Universal Joint
 - Extension Bars - 75 & 150mm
 - Adapters - 3/8Fx1/4M & 3/8Fx1/2M
- 1/2"Dr Sockets & Accessories**
- 12pt - 10, 11, 12, 13, 14, 15, 16, 17, 18, 19, 20, 21, 22, 23, 24, 26, 27, 30 & 32mm
 - Spark Plug Sockets - 16mm & 21mm
 - 45T Ratchet, Flex Handle & Universal Joint
 - Extension Bars - 75 & 125mm
 - Adapter - 1/2Fx3/8M
- Wrenches**
- Combination - 6, 7, 8, 9, 10, 11, 12, 13, 14, 15, 16, 17, 18, 19, 20, 21, 22, 23 & 24mm
 - Flare Nut - 10x11mm, 12x13mm, 14x17mm & 19x22mm
- Tools**
- Screwdrivers - 3.0x75, 5.5x100, 6.5x25, 6.5x100, 6.5x150 & 8.0x175mm
 - #0x60, #1x80, #2x25, #2x100, #2x150 & #3x175mm
 - Precision Screwdrivers - 2.0x50, 2.5x50, 3.0x50, #0x50, #00x50 & #000x50mm
 - Hex Keys - 1.5, 2, 2.5, 3, 4, 5, 6, 8 & 10mm
 - 1/16, 5/64, 3/32, 1/8, 5/32, 3/16, 1/4, 5/16 & 3/8"
 - Torx Keys - T10, T15, T20, T25, T27, T30, T40, T45 & T50
 - Ratchet Bit Set - 31pc
 - Pliers - Combination, Long Nose, Multigrip & Locking
 - Cutters - Diagonal
 - Circlip Pliers Set - 4pc
 - Adjustable Wrenches x2
 - Hammers - Ball pein 16oz & 24oz, Soft/Hard Head - 35mm
 - Hacksaw & Tape Measure
 - Pick Set - 4pc
 - Pin punch & chisel set
 - Knife
 - 7 Drawer (668w) Custom Series Tool Box

CONTENTS GUIDE:



Images are for illustration purposes only, contents may vary.

219PC METRIC CUSTOM SERIES TOOL KIT

Model No.	COLOR
SP50127	BLACK

- Deep series tool box

DIMENSIONS:

- 8 Drawer Custom Series Tool Cabinet
26.29" w x 17.51" d x 18.3" h
- 4 Drawers 6.29" w x 15.94" d x 1.57" h
 - 1 Drawer 6.29" w x 15.94" d x 3.54" h
 - 1 Drawer 22.44" w x 15.94" d x 1.57" h
 - 2 Drawers 22.44" w x 15.94" d x 2.75" h

NEED MORE STORAGE?

This tool kit can be matched with the below SP Custom Series Roller Cabinets



Model No.	Draw QTY	Page No.
SP40111	5	20
SP40104	7	20

FEATURES:



EVA Foam Storage System



Gas Struts



Heavy-Duty Carry Handles



SP Key Locking System



Swivel Wheel with Foot Lock

CONTENTS:

- 1/4"Dr Sockets & Accessories**
- 12pt - 4, 5, 6, 7, 8, 9, 10, 11, 12 & 13mm
 - 12pt Deep - 4, 5, 6, 7, 8, 9, 10, 11, 12 & 13mm
 - 45T Ratchet, Flex Handle & Universal Joint
 - Extension Bars - 50 & 150mm
- 3/8"Dr Sockets & Accessories**
- 12pt - 6, 7, 8, 9, 10, 11, 12, 13, 14, 15, 16, 17, 18, 19, 20, 21 & 22mm
 - 12pt Deep - 10, 11, 12, 13, 14, 15, 16, 17, 18 & 19mm
 - Spark Plug Sockets - 16mm & 21mm
 - 45T Ratchet, Flex Handle & Universal Joint
 - Extension Bars - 75 & 150mm
 - Adapters - 3/8Fx1/4M & 3/8Fx1/2M
- 1/2"Dr Sockets & Accessories**
- 12pt - 10, 11, 12, 13, 14, 15, 16, 17, 18, 19, 20, 21, 22, 23, 24, 26, 27, 30 & 32mm
 - Spark Plug Sockets - 16mm & 21mm
 - 45T Ratchet, Flex Handle & Universal Joint
 - Extension Bars - 75 & 125mm
 - Adapter - 1/2Fx3/8M
- Wrenches**
- Combination - 6, 7, 8, 9, 10, 11, 12, 13, 14, 15, 16, 17, 18, 19, 20, 21, 22, 23 & 24mm
 - Flare Nut - 10x11mm, 12x13mm, 14x17mm & 19x22mm
- Tools**
- Screwdrivers - 3.0x75, 5.5x100, 6.5x25, 6.5x100, 6.5x150 & 8.0x175mm
 - #0x60, #1x80, #2x25, #2x100, #2x150 & #3x175mm
 - Precision Screwdrivers - 2.0x50, 2.5x50, 3.0x50, #0x50, #00x50 & #000x50mm
 - Hex Keys - 1.5, 2, 2.5, 3, 4, 5, 6, 8 & 10mm
 - 1/16, 5/64, 3/32, 1/8, 5/32, 3/16, 1/4, 5/16 & 3/8"
 - TORX Keys - T10, T15, T20, T25, T27, T30, T40, T45 & T50
 - Ratchet Bit Set - 31pc
 - Pliers - Combination, Long Nose, Multigrip & Locking
 - Cutters - Diagonal
 - Adjustable Wrenches x 2
 - Hammers - Ball pein 16oz & 24oz, Soft/Hard Head - 35mm
 - Circlip Pliers Set - 4pc
 - Hacksaw & Tape Measure
 - Pin Punch & Chisel Set - 10pc
 - Pick Set - 4pc & Tweezer Set - 4pc
 - Pry Bar Set - 4pc
 - Retractable Knife
 - Drawer Trays - 170mm x6
 - 8 Drawer (668w) Custom Series Tool Box
 - 7 Drawer (680w) Custom Series Roller Cabinet

234PC METRIC CUSTOM SERIES TOOL KIT

Model No.	COLOR
SP50107	BLACK


- Deep series tool box

DIMENSIONS:

- Combined Dimensions
26.77" w x 18.11" d x 49" h
(55.31" h with casters)
- 8 Drawer Tek Line Tool Box
26.29" w x 17.51" d x 18.3" h
- 4 Drawers 6.29" w x 15.94" d x 1.57" h
 - 1 Drawer 6.29" w x 15.94" d x 3.54" h
 - 1 Drawer 22.44" w x 15.94" d x 1.57" h
 - 2 Drawers 22.44" w x 15.94" d x 2.75" h
- 7 Drawer Tek Line Roller Cabinet
26.77" w x 18.11" d x 37" h
- 6 Drawers 22.44" w x 15.94" d x 2.75" h
 - 1 Drawer 22.44" w x 15.94" d x 6.06" h

METRIC ONLY

CONTENTS GUIDE:



Images are for illustration purposes only, contents may vary.



FEATURES:



134PC METRIC/SAE
CUSTOM SERIES TOOL KIT

Model No.	COLOR
SP50097	BLACK

- Standard depth tool box

DIMENSIONS:

- 7 Drawer Custom Series Tool Cabinet
26.29" w x 12.44" d x 18.14" h
- 3 Small Drawers 6.29" w x 10.9" d x 1.57" h
 - 2 Large Drawers 22.44" w x 10.9" d x 1.57" h
 - 2 Large Deep Drawers 22.44" w x 10.9" d x 2.75" h

NEED MORE STORAGE?

135PC METRIC CUSTOM
SERIES TOOL KIT

Model No.	COLOR
SP50111	BLACK




INCLUDES:
2 Drawer Custom
Series Tool Cart

CONTENTS:

- 1/4"Dr Sockets & Accessories**
- 12pt - 4, 5, 6, 7, 8, 9, 10, 11, 12 & 13mm
 - 12pt - 3/16, 7/32, 1/4, 9/32, 5/16, 11/32, 3/8, 7/16 & 1/2"
 - 45T Ratchet & Flex Handle
 - Wobble Extension Bars - 50 & 150mm
- 3/8"Dr Sockets & Accessories**
- 12pt - 8, 10, 11, 12, 13, 14, 15, 16, 17, 18 & 19mm
 - 12pt - 5/16, 3/8, 7/16, 1/2, 9/16, 5/8, 11/16 & 3/4"
 - Spark Plug Sockets - 5/8 & 13/16"
 - 45T Ratchet & Flex Handle
 - Wobble Extension Bars - 75 & 150mm
 - Adapters - 3/8Fx1/4M & 3/8Fx1/2M
- 1/2"Dr Sockets & Accessories**
- 12pt - 10, 11, 12, 13, 14, 15, 16, 17, 18, 19, 20, 21, 22, 23, 24, 26, 27, 30 & 32mm
 - 12pt - 3/8, 7/16, 1/2, 9/16, 5/8, 11/16, 3/4, 13/16, 7/8, 15/16, 1, 1-1/16 & 1-1/8"
 - 45T Ratchet & Flex Handle
 - Wobble Extension Bars - 125 & 250mm
 - Adapter - 1/2Fx3/8M
- Wrenches**
- Combination - 8, 10, 11, 12, 13, 14, 16, 17, 18 & 19mm
 - 5/16, 3/8, 7/16, 1/2, 9/16, 5/8, 11/16 & 3/4"
- Tools**
- Screwdrivers - 3.0x75, 5.5x100 & 6.0x150 + #0x75, #1x80 & #2x150
 - Hex Keys - 1.5, 2, 2.5, 3, 4, 5, 6, 8 & 10mm
 - 1/16, 5/64, 3/32, 1/8, 5/32, 3/16, 1/4, 5/16 & 3/8"
 - Pliers - Combination
 - Cutters - Diagonal
 - Adjustable Wrench
 - Hammer - Ball Pein
 - 7 Drawer (668w) Custom Series Tool Box

CONTENTS GUIDE:



Images are for illustration purposes only, contents may vary.

FEATURES:



201PC METRIC/SAE
CUSTOM SERIES TOOL KIT

Model No.	COLOR
SP50099	BLACK

- Standard depth tool box

DIMENSIONS:

- 7 Drawer Custom Series Tool Cabinet
26.29" w x 12.44" d x 18.14" h
- 3 Small Drawers 6.29" w x 10.9" d x 1.57" h
 - 2 Large Drawers 22.44" w x 10.9" d x 1.57" h
 - 2 Large Deep Drawers 22.44" w x 10.9" d x 2.75" h

NEED MORE STORAGE?

202PC METRIC CUSTOM
SERIES TOOL KIT

Model No.	COLOR
SP50113	BLACK



INCLUDES:
5 Drawer Custom
Series Roller Cabinet

CONTENTS:

- 1/4"Dr Sockets & Accessories**
- 12pt - 4, 5, 6, 7, 8, 9, 10, 11, 12 & 13mm
 - 12pt - 3/16, 7/32, 1/4, 9/32, 5/16, 11/32, 3/8, 7/16 & 1/2"
 - 45T Ratchet & Flex Handle
 - Wobble Extension Bars - 50 & 150mm
- 3/8"Dr Sockets & Accessories**
- 12pt - 8, 10, 11, 12, 13, 14, 15, 16, 17, 18 & 19mm
 - 12pt - 5/16, 3/8, 7/16, 1/2, 9/16, 5/8, 11/16 & 3/4"
 - Spark Plug Sockets - 5/8 & 13/16"
 - 45T Ratchet & Flex Handle
 - Wobble Extension Bars - 75 & 150mm
 - Adapters - 3/8Fx1/4M & 3/8Fx1/2M
- 1/2"Dr Sockets & Accessories**
- 12pt - 10, 11, 12, 13, 14, 15, 16, 17, 18, 19, 20, 21, 22, 23, 24, 26, 27, 30 & 32mm
 - 12pt - 3/8, 7/16, 1/2, 9/16, 5/8, 11/16, 3/4, 13/16, 7/8, 15/16, 1, 1-1/16 & 1-1/8"
 - 45T Ratchet & Flex Handle
 - Wobble Extension Bars - 125 & 250mm
 - Adapter - 1/2Fx3/8M
- Wrenches**
- Combination - 8, 10, 11, 12, 13, 14, 16, 17, 18 & 19mm
 - 5/16, 3/8, 7/16, 1/2, 9/16, 5/8, 11/16 & 3/4"
- Tools**
- Screwdrivers - 3.0x75, 5.5x100 & 6.0x150 + #0x75, #1x80 & #2x150
 - Hex Keys - 1.5, 2, 2.5, 3, 4, 5, 6, 8 & 10mm
 - 1/16, 5/64, 3/32, 1/8, 5/32, 3/16, 1/4, 5/16 & 3/8"
 - Pliers - Combination
 - Cutters - Diagonal
 - Adjustable Wrench - 250mm
 - Power Bit Set - 67pc
 - Hammer - Ball Pein
 - 7 Drawer (668w) Custom Series Tool Box

CONTENTS GUIDE:



Images are for illustration purposes only, contents may vary.



FEATURES:



218PC METRIC/SAE
CUSTOM SERIES TOOL KIT

Model No.	COLOR
SP50121	BLACK

- Deep series tool box

DIMENSIONS:

- 7 Drawer Custom Series Tool Cabinet
26.29" w x 17.51" d x 18.14" h
- 3 Small Drawers 6.29" w x 15.94" d x 1.57" h
 - 2 Large Drawers 22.44" w x 15.94" d x 1.57" h
 - 2 Large Deep Drawers 22.44" w x 15.94" d x 2.75" h

NEED MORE STORAGE?

This tool kit can be matched with the below SP Custom Series Roller Cabinets



Model No.	Draw QTY	Page No.
SP40111	5	20
SP40104	7	20

CONTENTS:

- 1/4"Dr Sockets & Accessories**
- 12pt - 4, 5, 6, 7, 8, 9, 10, 11, 12 & 13mm
 - 12pt - 3/16, 7/32, 1/4, 9/32, 5/16, 11/32, 3/8, 7/16 & 1/2"
 - 45T Ratchet, Flex Handle & Universal Joint
 - Extension Bars - 50 & 150mm
- 3/8"Dr Sockets & Accessories**
- 12pt - 6, 7, 8, 9, 10, 11, 12, 13, 14, 15, 16, 17, 18, 19, 20, 21 & 22mm
 - 12pt - 1/4, 5/16, 3/8, 7/16, 1/2, 9/16, 5/8, 11/16, 3/4, 13/16 & 7/8"
 - Spark Plug Sockets - 5/8 & 13/16"
 - 45T Ratchet, Flex Handle & Universal Joint
 - Extension Bars - 75 & 150mm
 - Adapters - 3/8Fx1/4M & 3/8Fx1/2M
- 1/2"Dr Sockets & Accessories**
- 12pt - 10, 11, 12, 13, 14, 15, 16, 17, 18, 19, 20, 21, 22, 23, 24, 26, 27, 30 & 32mm
 - 12pt - 3/8, 7/16, 1/2, 9/16, 5/8, 11/16, 3/4, 13/16, 7/8, 15/16, 1, 1-1/16, 1-1/8, 1-3/16 & 1-1/4"
 - 45T Ratchet, Flex Handle & Universal Joint
 - Extension Bars - 75 & 125mm
 - Spark Plug Sockets - 5/8 & 13/16"
 - Adapter - 1/2Fx3/8M
- Wrenches**
- Combination - 6, 7, 8, 9, 10, 11, 12, 13, 14, 15, 16, 17, 18 & 19mm
 - 1/4, 5/16, 3/8, 7/16, 1/2, 9/16, 5/8, 11/16, 3/4, 13/16 & 7/8"
- Tools**
- Screwdrivers - 3.0x75, 5.5x100, 6.5x25, 6.5x100, 6.5x150 & 8.0x175mm
 - #0x60, #1x80, #2x25, #2x100, #2x150 & #3x175MM
 - Hex Keys - 1.5, 2, 2.5, 3, 4, 5, 6, 8 & 10mm
 - 1/16, 5/64, 3/32, 1/8, 5/32, 3/16, 1/4, 5/16 & 3/8"
 - Torx Keys - T10, T15, T20, T25, T27, T30, T40, T45 & T50
 - Ratchet Bit Set - 31pc
 - Pliers - Combination, Long Nose, Multigrips & Locking
 - Cutters - Diagonal
 - Hammer - Ball Pein
 - Adjustable Wrench
 - Tape Measure
 - Pick Set - 4pc
 - Pin Punch Set - 7pc
 - 7 Drawer Custom Series Tool Box

CONTENTS GUIDE:



Images are for illustration purposes only, contents may vary.

FEATURES:



254PC METRIC/SAE
CUSTOM SERIES TOOL KIT

Model No.	COLOR
SP50123	BLACK

- Deep series tool box

DIMENSIONS:

- 8 Drawer Custom Series Tool Cabinet
26.29" w x 17.45" d x 18.3" h
- 4 Drawers 6.29" w x 15.94" d x 1.57" h
 - 1 Drawer 6.29" w x 15.94" d x 3.54" h
 - 1 Drawer 22.44" w x 15.94" d x 1.57" h
 - 2 Drawers 22.44" w x 15.94" d x 2.75" h

NEED MORE STORAGE?

This tool kit can be matched with the below SP Custom Series Roller Cabinets



Model No.	Draw QTY	Page No.
SP40111	5	20
SP40104	7	20

CONTENTS:

- 1/4"Dr Sockets & Accessories**
- 12pt - 4, 5, 6, 7, 8, 9, 10, 11, 12 & 13mm
 - 12pt - 3/16, 7/32, 1/4, 9/32, 5/16, 11/32, 3/8, 7/16 & 1/2"
 - 45T Ratchet, Flex Handle & Universal Joint
 - Extension Bars - 50 & 150mm
- 3/8"Dr Sockets & Accessories**
- 12pt - 6, 7, 8, 9, 10, 11, 12, 13, 14, 15, 16, 17, 18, 19, 20, 21 & 22mm
 - 12pt - 1/4, 5/16, 3/8, 7/16, 1/2, 9/16, 5/8, 11/16, 3/4, 13/16 & 7/8"
 - 12pt Deep - 10, 11, 12, 13, 14, 15, 16, 17, 18 & 19mm
 - 12pt Deep - 5/16, 3/8, 7/16, 1/2, 9/16, 5/8, 11/16 & 3/4"
 - Spark Plug Sockets - 5/8 & 13/16"
 - 45T Ratchet, Flex Handle & Universal Joint
 - Extension Bars - 75 & 150mm
 - Adapters - 3/8Fx1/4M & 3/8Fx1/2M
- 1/2"Dr Sockets & Accessories**
- 12pt - 10, 11, 12, 13, 14, 15, 16, 17, 18, 19, 20, 21, 22, 23, 24, 26, 27, 30 & 32mm
 - 12pt - 3/8, 7/16, 1/2, 9/16, 5/8, 11/16, 3/4, 13/16, 7/8, 15/16, 1, 1-1/16, 1-1/8, 1-3/16 & 1-1/4"
 - Spark Plug Sockets - 5/8 & 13/16"
 - 45T Ratchet, Flex Handle & Universal Joint
 - Extension Bars - 75 & 125mm
 - Adapter - 1/2Fx3/8M
- Wrenches**
- Combination - 6, 7, 8, 9, 10, 11, 12, 13, 14, 15, 16, 17, 18 & 19mm
 - 1/4, 5/16, 3/8, 7/16, 1/2, 9/16, 5/8, 11/16, 3/4, 13/16 & 7/8"
- Tools**
- Screwdrivers - 3.0x75, 5.5x100, 6.5x25, 6.5x100, 6.5x150 & 8.0x175mm
 - #0x60, #1x80, #2x25, #2x100, #2x150 & #3x175MM
 - Precision Screwdrivers - 2.0x50, 2.5x50, 3.0x50, #00x50 & #000x50mm
 - Hex Keys - 1.5, 2, 2.5, 3, 4, 5, 6, 8 & 10mm
 - 1/16, 5/64, 3/32, 1/8, 5/32, 3/16, 1/4, 5/16 & 3/8"
 - TORX Keys - T10, T15, T20, T25, T27, T30, T40 & T50
 - Ratchet Bit Set - 31pc
 - Pliers - Combination, Long Nose, Multigrip & Locking
 - Circlip Pliers Set - 4pc
 - Cutters - Diagonal
 - Adjustable Wrenches
 - Hammers - Ball pein 16oz & 24oz, Soft/Hard Head - 35mm
 - Hacksaw & Tape Measure
 - Pick Set - 4pc
 - Pin punch & chisel set
 - Knife
 - 7 Drawer (668w) Custom Series Tool Box

CONTENTS GUIDE:



Images are for illustration purposes only, contents may vary.



FEATURES



307PC METRIC/SAE
CUSTOM SERIES TOOL KIT

Model No.	COLOR
SP50105	BLACK

- Deep series tool box

DIMENSIONS:

Combined Dimensions
26.89" w x 18.11" d x 49" h (55.31" h with casters)

- 8 Drawer Custom Series Tool Box
26.89" w x 17.51" d x 18.3" h
- 4 Drawers 6.29" w x 15.94" d x 1.57" h
 - 1 Drawer 6.29" w x 15.94" d x 3.54" h
 - 1 Drawer 22.44" w x 15.94" d x 1.57" h
 - 2 Drawers 22.44" w x 15.94" d x 2.75" h

- 7 Drawer Custom Series Roller Cabinet
26.77" w x 18.11" d x 37" h
- 6 Drawers 22.44" w x 15.94" d x 2.95" h
 - 1 Drawer 22.44" w x 15.94" d x 6.06" h

CONTENTS:

- 1/4"Dr Sockets & Accessories
- 12pt - 4, 5, 6, 7, 8, 9, 10, 11, 12 & 13mm
 - 12pt - 3/16, 7/32, 1/4, 9/32, 5/16, 11/32, 3/8, 7/16 & 1/2"
 - Inhex - 3, 4, 5 & 6mm, 1/8, 5/32, 3/16, 7/32 & 1/4"
 - TORX - T10, T15, T20 & T25
 - 45T Ratchet, Flex Handle & Universal Joint
 - Extension Bars - 50 & 150mm

- 3/8"Dr Sockets & Accessories
- 12pt - 6, 7, 8, 9, 10, 11, 12, 13, 14, 15, 16, 17, 18, 19, 20, 21 & 22mm
 - 12pt - 1/4, 5/16, 3/8, 7/16, 1/2, 9/16, 5/8, 11/16, 3/4, 13/16 & 7/8"
 - 12pt Deep - 10, 11, 12, 13, 14, 15, 16, 17, 18 & 19mm
 - 12pt Deep - 5/16, 3/8, 7/16, 1/2, 9/16, 5/8, 11/16 & 3/4"
 - Inhex - 6, 7, 8, 9 & 10mm, 3/16, 7/32, 1/4, 5/16 & 3/8"
 - TORX - T27, T30, T40, T45, T50 & T55 + 3/8Fx1/4M Adapter
 - Spark Plug Sockets - 5/8 & 13/16"
 - 45T Ratchet, Flex Handle & Universal Joint
 - Extension Bars - 75 & 150mm
 - Adapters - 3/8Fx1/4M & 3/8Fx1/2M

- 1/2"Dr Sockets & Accessories
- 12pt - 10, 11, 12, 13, 14, 15, 16, 17, 18, 19, 20, 21, 22, 23, 24, 26, 27, 30 & 32mm
 - 12pt - 3/8, 7/16, 1/2, 9/16, 5/8, 11/16, 3/4, 13/16, 7/8, 15/16, 1, 1-1/16, 1-1/8, 1-3/16 & 1-1/4"
 - Spark Plug Sockets - 5/8 & 13/16"
 - 45T Ratchet, Flex Handle & Universal Joint
 - Extension Bars - 75 & 125mm
 - Adapter - 1/2Fx3/8M

- Wrenches
- Combination - 6, 7, 8, 9, 10, 11, 12, 13, 14, 15, 16, 17, 18 & 19mm
 - 1/4, 5/16, 3/8, 7/16, 1/2, 9/16, 5/8, 11/16, 3/4, 13/16 & 7/8"
 - Flare - 10x11, 12x13, 14x17 & 19x22mm
 - 3/8x7/16, 1/2x9/16, 5/8x11/16 & 3/4x7/8"

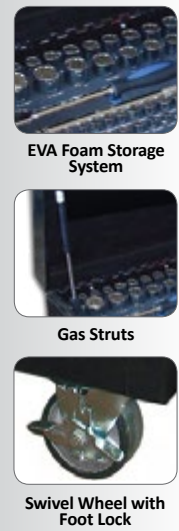
- Tools
- Screwdrivers - 3.0x75, 5.5x100, 6.5x25, 6.5x100, 6.5x150 & 8.0x175mm
 - #0x60, #1x80, #2x25, #2x100, #2x150 & #3x175MM
 - Precision Screwdrivers - 2.0x50, 2.5x50, 3.0x50, #0x50, #00x50 & #000x50mm
 - Hex Keys - 1.5, 2, 2.5, 3, 4, 5, 6, 8 & 10mm
 - 1/16, 5/64, 3/32, 1/8, 5/32, 3/16, 1/4, 5/16 & 3/8"
 - TORX Keys - T10, T15, T20, T25, T27, T30, T40, T45 & T50
 - Ratchet Bit Set - 31pc
 - Pliers - Combination, Long Nose, Multigrip, Locking & Circlip (4)
 - Cutters - Diagonal
 - Adjustable Wrenches x 2
 - Hammers - Ball Pein x 2, Dual Face
 - Hacksaw & Tape Measure
 - Pin Punch & Chisel Set - 10pc
 - Pick Set - 4pc & Tweezers Set - 4pc
 - Pry Bar Set - 4pc
 - Retractable Knife
 - Tool Storage Trays x 6
 - 8 Drawer (668w) Custom Series Tool Box
 - 7 Drawer (680w) Custom Series Roller Cabinet

CONTENTS GUIDE:



Images are for illustration purposes only, contents may vary.

FEATURES:



353PC METRIC/SAE
CUSTOM SERIES TOOL KIT

Model No.	COLOR
SP50110	BLACK

- Deep series tool box

DIMENSIONS:

Combined Dimensions
18.89" w x 18.11" d x 49" h (55.31" h with casters)

- 8 Drawer Custom Series Tool Box
26.29w x 17.51d x 18.3h
- 4 Drawers 6.29" w x 15.94" d x 1.57" h
 - 1 Drawer 6.29" w x 15.94" d x 3.54" h
 - 1 Drawer 22.44" w x 15.94" d x 1.57" h
 - 2 Drawers 22.44" w x 15.94" d x 2.75" h

- 7 Drawer Custom Series Roller Cabinet
26.77" w x 18.11" d x 37" h
- 6 Drawers 22.44" w x 15.94" d x2.95" h
 - 1 Drawer 22.44" w x 15.94" d x 6.06" h

CONTENTS:

- 1/4"Dr Sockets & Accessories
- 12pt - 4, 5, 6, 7, 8, 9, 10, 11, 12 & 13mm
 - 12pt - 3/16, 7/32, 1/4, 9/32, 5/16, 11/32, 3/8, 7/16 & 1/2"
 - Deep - 4, 5, 6, 7, 8, 9, 10, 11, 12 & 13mm
 - Deep - 3/16, 7/32, 1/4, 9/32, 5/16, 11/32, 3/8, 7/16 & 1/2"
 - Inhex - 3, 4, 5 & 6mm, 1/8, 5/32, 3/16, 7/32 & 1/4"
 - TORX - T10, T15, T20 & T25
 - 45T Ratchet, Flex Handle & Universal Joint
 - Extension Bars - 50 & 150mm
- 3/8"Dr Sockets & Accessories
- 12pt - 6, 7, 8, 9, 10, 11, 12, 13, 14, 15, 16, 17, 18, 19, 20, 21 & 22mm
 - 12pt - 1/4, 5/16, 3/8, 7/16, 1/2, 9/16, 5/8, 11/16, 3/4, 13/16 & 7/8"
 - 12pt Deep - 10, 11, 12, 13, 14, 15, 16, 17, 18 & 19mm
 - 12pt Deep - 5/16, 3/8, 7/16, 1/2, 9/16, 5/8, 11/16 & 3/4"
 - Inhex - 6, 7, 8, 9 & 10mm, 3/16, 7/32, 1/4, 5/16 & 3/8"
 - TORX - T27, T30, T40, T45, T50 & T55 + 3/8Fx1/4M Adapter
 - Spark Plug Sockets - 5/8 & 13/16"
 - 45T Ratchet, Flex Handle & Universal Joint
 - Extension Bars - 75 & 150mm
 - Adapters - 3/8Fx1/4M & 3/8Fx1/2M
- 1/2"Dr Sockets & Accessories
- 12pt - 10, 11, 12, 13, 14, 15, 16, 17, 18, 19, 20, 21, 22, 23, 24, 26, 27, 30 & 32mm
 - 12pt - 3/8, 7/16, 1/2, 9/16, 5/8, 11/16, 3/4, 13/16, 7/8, 15/16, 1, 1-1/16, 1-1/8, 1-3/16 & 1-1/4"
 - Deep - 10, 11, 12, 13, 14, 15, 16, 17, 19, 21, 22 & 24mm
 - Deep - 3/8, 7/16, 1/2, 9/16, 5/8, 11/16, 3/4, 13/16, 7/8, 15/16 & 1"
 - Spark Plug Sockets - 5/8 & 13/16"
 - 45T Ratchet, Flex Handle & Universal Joint
 - Extension Bars - 75 & 125mm
 - Adapter - 1/2Fx3/8M
- Wrenches
- Combination - 6, 7, 8, 9, 10, 11, 12, 13, 14, 15, 16, 17, 18, 19, 20, 21, 22, 23, 24, 25, 26, 27, 30 & 32mm
 - 1/4, 5/16, 3/8, 7/16, 1/2, 9/16, 5/8, 11/16, 3/4, 13/16, 7/8, 15/16, 1, 1-1/16, 1-1/8, 1-3/16 & 1-1/4"
 - Flare - 10x11, 12x13, 14x17 & 19x22mm
 - 3/8x7/16, 1/2x9/16, 5/8x11/16 & 3/4x7/8"
 - Ring - 8x10, 12x14, 16x18, 17x19 & 22x24mm
 - 3/8x5/16, 1/2x7/16, 5/8x9/16 & 3/4x11/16"
- Tools
- Screwdrivers - 3.0x75, 5.5x100, 6.5x25, 6.5x100, 6.5x150 & 8.0x175mm
 - #0x60, #1x80, #2x25, #2x100, #2x150 & #3x175MM
 - Precision Screwdrivers - 2.0x50, 2.5x50, 3.0x50, #0x50, #00x50 & #000x50mm
 - Hex Keys - 1.5, 2, 2.5, 3, 4, 5, 6, 8 & 10mm
 - 1/16, 5/64, 3/32, 1/8, 5/32, 3/16, 1/4, 5/16 & 3/8"
 - TORX Keys - T10, T15, T20, T25, T27, T30, T40 & T50
 - Pry Bar Set - 4pc & Hook/Pick Set - 4pc
 - Ratchet Bit Set - 8pc
 - Pliers - Combination, Long Nose, Multigrip, Locking & Circlip (4)
 - Cutters - Diagonal
 - Adjustable Wrenches x 4
 - Hammers - Ball Pein x 2
 - Hacksaw & Tape Measure
 - Pin Punch & Chisel Set - 10pc
 - Mini Brush Set - 3pc & Tweezer Set - 4pc
 - Tool Storage Trays x 6
 - 8 Drawer (668w) Custom Series Tool Box
 - 7 Drawer (680w) Custom Series Roller Cabinet

CONTENTS GUIDE:



Images are for illustration purposes only, contents may vary.





609PC METRIC/SAE
CUSTOM SERIES TOOL KIT

Model No.	COLOR
SP50165	BLACK

- Deep series tool box

DIMENSIONS:

Combined Dimensions -
26.77" w x 18.11" d x 49" h (55.31" h with casters)

8 Drawer Custom Series Tool Box
26.29" w x 17.51" d x 18.3" h


- 4 Drawers 6.29" w x 15.94" d x 1.57" h
- 1 Drawer 6.29" w x 15.94" d x 3.54" h
- 1 Drawer 22.44" w x 15.94" d x 1.57" h
- 2 Drawers 22.44" w x 15.94" d x 2.75" h

7 Drawer Custom Series Roller Cabinet
26.77" w x 18.11" d x 37" h

- 6 Drawers 22.44" w x 15.94" d x 2.95" h
- 1 Drawer 22.44" w x 15.94" d x 6.06" h

FEATURES:

- All sockets, socket accessories and ROE Wrenches come in hi-density foam tool storage system (EVA)
- Heavy-Duty 28 ball-bearing drawer slides
- Dual gas strut lid stays
- Robust wall construction
- Full drawer extension capability
- Double powder coating resists scratching
- Huge Maxi Depth Drawers - 405mm



Images are for illustration purposes only, contents may vary.


CONTENTS:

- 1/4"Dr Sockets & Accessories**
- 12pt - 4, 5, 6, 7, 8, 9, 10, 11, 12 & 13mm
 - 12pt - 3/16, 7/32, 1/4, 9/32, 5/16, 11/32, 3/8, 7/16 & 1/2"
 - Deep - 4, 5, 6, 7, 8, 9, 10, 11, 12 & 13mm
 - Deep - 3/16, 7/32, 1/4, 9/32, 5/16, 11/32, 3/8, 7/16 & 1/2"
 - TORX - T10, T15, T20 & T25
 - Inhex - 3, 4, 5 & 6mm, 1/8, 5/32, 3/16, 7/32 & 1/4"
 - 45T Ratchet, Flex Handle & Universal Joint
 - Extension Bars - 50 & 150mm
- 3/8"Dr Sockets & Accessories**
- 12pt - 6, 7, 8, 9, 10, 11, 12, 13, 14, 15, 16, 17, 18, 19, 20, 21 & 22mm
 - 12pt - 1/4, 5/16, 3/8, 7/16, 1/2, 9/16, 5/8, 11/16, 3/4, 13/16 & 7/8"
 - Deep - 10, 11, 12, 13, 14, 15, 16, 17, 18 & 19mm
 - Deep- 5/16, 3/8, 7/16, 1/2, 9/16, 5/8, 11/16 & 3/4"
 - E-Torx - E4, E5, E6, E7, E8, E10, E11, E12, E14, E16, E18 & E20
 - TORX - T27, T30, T40, T45, T50 & T55 + 3/8Fx1/4M Adapter
 - Inhex - 6, 7, 8, 9 & 10mm, 3/16, 7/32, 1/4, 5/16 & 3/8"
 - Spark Plug Sockets - 5/8 & 13/16"
 - 45T Ratchet, Flex Handle & Universal Joint
 - Extension Bars - 75 & 150mm
 - Adapters - 3/8Fx1/4M & 3/8Fx1/2M
- 1/2"Dr Sockets & Accessories**
- 12pt - 10, 11, 12, 13, 14, 15, 16, 17, 18, 19, 20, 21, 22, 23, 24, 26, 27, 30 & 32mm
 - 12pt - 3/8, 7/16, 1/2, 9/16, 5/8, 11/16, 3/4, 13/16, 7/8, 15/16, 1, 1-1/16, 1-1/8, 1-3/16 & 1-1/4"
 - Deep - 10, 11, 12, 13, 14, 15, 16, 17, 19, 21, 22 & 24mm
 - Deep - 3/8, 7/16, 1/2, 9/16, 5/8, 11/16, 3/4, 13/16, 7/8, 15/16 & 1"
 - Impact - 10, 11, 12, 13, 14, 15, 17, 18, 19, 21, 22 & 24mm
 - Impact Inhex - 4, 5, 6, 7, 8, 10, 12, 14 & 17mm
 - 3/16, 7/32, 1/4, 5/16, 3/8, 7/16, 1/2, 9/16 & 5/8"
 - Impact TORX - T20, T25, T30, T40, T45, T50, T55, T60 & T70
 - Spark Plug Sockets - 5/8 & 13/16"
 - 45T Ratchet, Flex Handle & Universal Joint
 - Impact Universal Joint
 - Extension Bars - 75 & 125mm
 - Impact Extension Bars - 75 & 125mm
 - Adapter - 1/2Fx3/8M

- Wrenches**
- Combination - 6, 7, 8, 9, 10, 11, 12, 13, 14, 15, 16, 17, 18, 19, 20, 21, 22, 23, 24, 25, 26, 27, 30 & 32mm
 - 1/4, 5/16, 3/8, 7/16, 1/2, 9/16, 5/8, 11/16, 3/4, 13/16, 7/8, 15/16, 1, 1-1/16, 1-1/8 & 1-1/4"
 - Combination Stubby - 8, 10, 11, 12, 13, 14, 15, 16, 17, 18 & 19mm
 - 5/16, 3/8, 7/16, 1/2, 9/16, 5/8, 11/16 & 3/4"
 - Geardrive - 8, 9, 10, 11, 12, 13, 14, 15, 16, 17, 18 & 19mm
 - 5/16, 3/8, 7/16, 1/2, 9/16, 5/8, 11/16, 3/4, 13/16, 7/8, 15/16 & 1"
 - Flare - 10x11, 12x13, 14x17 & 19x22mm
 - 3/8x7/16, 1/2x9/16, 5/8x11/16 & 3/4x7/8"
 - Ring - 8x10, 12x14, 16x18, 17x19 & 22x24mm
 - 3/8x5/16, 1/2x7/16, 5/8x9/16 & 3/4x11/16"
 - E-TORX - E6xE8, E10xE12, E14xE16 & E18xE20

- Tools**
- Screwdrivers - 3.0x75, 5.5x100, 6.5x25, 6.5x100, 6.5x150 & 8.0x175mm
 - #0x60, #1x80, #2x25, #2x100, #2x150 & #3x175MM
 - Precision - 2.0x50, 2.5x50, 3.0x50, #0x50 & #00x50mm
 - Impact Screwdriver Set - SL5, SL6, SL8 & SL9, #1, #2, #3 & #4, IN4, IN5, IN6 & IN8, Impact Driver
 - Ratchet Driver Bit Set - SL4.5, SL7, PH1, PH2, PH3, T15, T20 & Bit Driver
 - Hex Keys - 1.5, 2, 2.5, 3, 4, 5, 6, 8 & 10mm
 - 1/16, 5/64, 3/32, 1/8, 5/32, 3/16, 1/4, 5/16 & 3/8"
 - TORX Keys - T10, T15, T20, T25, T27, T30, T40, T45 & T50
 - T-Handle Hex Keys - 2, 2.5, 3, 4, 5, 6, 8 & 10mm
 - 5/64, 3/32, 1/8, 5/32, 3/16, 1/4, 5/16 & 3/8"
 - T-Handle TORX Keys - T8, T10, T15, T20, T25, T30, T40, & T50
 - 3/8"Dr Oil Drain Plug Key Set - 18pc - Hex Keys 8, 9, 10, 12, 14 & 17mm
 - SQ Keys 7, 8, 10, 11, 12, 13, 14, 5/16 & 3/8" Spline 16mm, Triangle 10mm & Female SQ Key 10mm
 - Pliers - Combination, Long Nose, Locking, Multigrip & Circlip (4)
 - Aviation Snips
 - Wire Cutter/Stripper & Crimper for Insulated & Open Barrel Terminal
 - Cutters - Diagonal
 - Adjustable Wrenches (4)
 - Hammers - Ball Pein (2), Dead Blow (1) & Dual Head Soft/Hard (2)
 - Hacksaw & Tape Measure
 - Pin Punch & Chisel Set - 10pc
 - Burrs Set- 5pc & Finger Ratchet Kit -5pc
 - Pry Bar Set -4pc, Tweezer Set -4pc, Mini Brush Set -3pc & Pick Set -4pc
 - Hand Lever Type 2 Jaw Riveter
 - Magnetic Pick-up Tool, Inspection Mirror & Magnetic Parts Tray
 - Stainless Steel Rulers - 150mm, 300mm & 600mm
 - Oil Filter Wrench
 - Electrical Digital Multimeter & LED Magbase Work Light
 - Power Bit Set - 67pc & Scraper/Remover Set -5pc
 - Air Duster
 - Work Gloves
 - Drawer Trays x 6
 - 8 Drawer (668w) Custom Series Tool Box
 - 7 Drawer (680w) Custom Series Roller Cabinet

CONTENTS GUIDE:



Images are for illustration purposes only, contents may vary.



METRIC / SAE CUSTOM TOOL KITS



COLORS AVAILABLE:



217PC METRIC/SAE
CUSTOM SERIES ROLLER
CABINET TOOL KIT

Model No.	COLOR
SP50606	BLACK/GREEN
SP50607	BLACK/BLUE
SP50608	BLACK

DIMENSIONS:

8 Drawer Custom Series Roller Cabinet
with Power Tool Cupboard
42.12" w x 18.89" d x 42.28" h

- 1 Drawer 36.88" w x 16.14" d x 5.11" h
- 3 Drawers 22.44" w x 16.14" d x 2.12" h
- 3 Drawers 22.44" w x 16.14" d x 3.26" h
- 1 Drawer 22.44" w x 16.14" d x 6.69" h
- 1 Cupboard 13.26" w x 18.5" d x 23.93" h

Includes one adjustable shelf

FEATURES:



CONTENTS:

- 1/4"Dr Sockets & Accessories**
- 12pt - 4, 5, 6, 7, 8, 9, 10, 11, 12, 13 & 14mm
 - 12pt - 3/16, 7/32, 1/4, 9/32, 5/16, 11/32, 3/8, 7/16 & 1/2"
 - 45T Ratchet & Flex Handle
 - Wobble Extension Bars - 50 & 150mm
- 3/8"Dr Sockets & Accessories**
- 12pt - 8, 10, 11, 12, 13, 14, 15, 16, 17, 18 & 19mm
 - 12pt - 5/16, 3/8, 7/16, 1/2, 9/16, 5/8, 11/16 & 3/4"
 - Spark Plug Sockets - 5/8 & 13/16"
 - 45T Ratchet & Flex Handle
 - Wobble Extension Bars - 75 & 150mm
 - Adapters - 3/8Fx1/4M & 3/8Fx1/2M
- 1/2"Dr Sockets & Accessories**
- 12pt - 10, 11, 12, 13, 14, 15, 16, 17, 18, 19, 20, 21, 22, 23, 24 & 26mm
 - 12pt - 3/8, 7/16, 1/2, 9/16, 5/8, 11/16, 3/4, 13/16, 7/8, 15/16 & 1"
 - 45T Ratchet & Flex Handle
 - Wobble Extension Bars - 125 & 250mm
 - Adapter - 1/2Fx3/8M
- Wrenches**
- Combination - 6, 7, 8, 9, 10, 11, 12, 13, 14, 15, 16, 17, 18 & 19mm
 - 1/4, 5/16, 3/8, 7/16, 1/2, 9/16, 5/8, 11/16, 3/4, 13/16 & 7/8"
- Tools**
- Screwdrivers - 3.0x75, 5.5x100, 6.5x25, 6.5x100, 6.5x150 & 8.0x175mm
 - #0x60, #1x80, #2x25, #2x100, #2x150 & #3x175mm
 - Precision Screwdrivers - 2.0x50, 2.5x50, 3.0x50, #0x50, #00x50 & #000x50mm
 - Hex Keys - 1.5, 2, 2.5, 3, 4, 5, 6, 8 & 10mm
 - 1/16, 5/64, 3/32, 1/8, 5/32, 3/16, 1/4, 5/16 & 3/8"
 - Torx® Ball Drive Key Set - T-10, T-15, T-20, T-25, T-27, T-30, T-40, T-45 & T-50
 - Ratchet Bit Set - 31pc
 - Pliers - Combination, Long Nose, Multigrip & Locking
 - Circlip Pliers Set - 4pc - 175mm
 - Cutters - Diagonal
 - Adjustable Wrenches - 150 & 250mm
 - Hammers - Ball Pein (2) & Hard/Soft Head
 - Hacksaw & Tape Measure
 - Pick Set - 4pc
 - Pin punch & chisel set
 - Knife
 - 8 Drawer Roller Cabinet + 1 Cabinet Custom Series

CONTENTS GUIDE:




Images are for illustration purposes only, contents may vary.



METRIC / SAE CUSTOM TOOL KITS



COLORS AVAILABLE:



347PC METRIC/SAE
CUSTOM SERIES ROLLER
CABINET TOOL KIT

Model No.	COLOR
SP50616	BLACK
SP50617	BLACK/BLUE
SP50618	BLACK/GREEN

DIMENSIONS:

8 Drawer Custom Series Roller Cabinet
with Power Tool Cupboard
42.12" w x 18.89" d x 42.28" h

- 1 Drawer 36.88" w x 16.14" d x 5.11" h
- 3 Drawers 22.44" w x 16.14" d x 2.12" h
- 3 Drawers 22.44" w x 16.14" d x 3.26" h
- 1 Drawer 22.44" w x 16.14" d x 6.69" h
- 1 Cupboard 13.26" w x 18.5" d x 23.93" h

Includes one adjustable shelf

FEATURES:



CONTENTS:

- 1/4"Dr Sockets & Accessories**
- 12pt - 4, 5, 6, 7, 8, 9, 10, 11, 12, 13 & 14mm
 - 12pt - 3/16, 7/32, 1/4, 9/32, 5/16, 11/32, 3/8, 7/16 & 1/2"
 - 45T Ratchet & Flex Handle
 - Wobble Extension Bars - 50 & 150mm
- 3/8"Dr Sockets & Accessories**
- 12pt - 8, 10, 11, 12, 13, 14, 15, 16, 17, 18 & 19mm
 - 12pt - 5/16, 3/8, 7/16, 1/2, 9/16, 5/8, 11/16 & 3/4"
 - Spark Plug Sockets - 5/8 & 13/16"
 - 45T Ratchet & Flex Handle
 - Wobble Extension Bars - 75 & 150mm
 - Adapters - 3/8Fx1/4M & 3/8Fx1/2M
- 1/2"Dr Sockets & Accessories**
- 12pt - 10, 11, 12, 13, 14, 15, 16, 17, 18, 19, 20, 21, 22, 23, 24, 25 & 26mm
 - 12pt - 3/8, 7/16, 1/2, 9/16, 5/8, 11/16, 3/4, 13/16, 7/8, 15/16 & 1"
 - 45T Ratchet & Flex Handle
 - Wobble Extension Bars - 125 & 250mm
 - Adapter - 1/2Fx3/8M
- Wrenches**
- Combination - 6, 7, 8, 9, 10, 11, 12, 13, 14, 15, 16, 17, 18, 19, 20, 21, 22, 23, 24, 25, 26, 27, 30 & 32mm
 - 1/4, 5/16, 3/8, 7/16, 1/2, 9/16, 5/8, 11/16, 3/4, 13/16, 7/8, 15/16, 1, 1-1/16, 1-1/8 & 1-1/4"
- Tools**
- Screwdrivers - 3.0x75, 5.5x100, 6.5x25, 6.5x100, 6.5x150 & 8.0x175mm
 - #0x60, #1x80, #2x25, #2x100, #2x150 & #3x175MM
 - Precision Screwdrivers - 2.0x50, 2.5x50, 3.0x50, #0x50, #00x50 & #000x50mm
 - Hex Keys - 1.5, 2, 2.5, 3, 4, 5, 6, 8 & 10mm
 - 1/16, 5/64, 3/32, 1/8, 5/32, 3/16, 1/4, 6/16, 3/8"
 - TORX Keys - T10, T15, T20, T25, T27, T30, T40, T45 & T50
 - Magnetic Hex Keys - 1.27, 1.5, 2, 2.5, 3, 4, 4.5, 5, 5.5, 6, 7, 8 & 10mm
 - 0.05, 1/16, 5/64, 3/32, 7/64, 1/8, 9/64, 5/32, 3/16, 7/32, 1/4, 5/16 & 3/8"
 - Pliers - Combination, Long Nose, Multigrip, Locking, Oil Filter & Circlip (4)
 - Cutters - Diagonal
 - Adjustable Wrenches x 2
 - Hammers - Ball Pein (3) & Duel Head
 - Hacksaw, Retractable Knife & Tape Measure
 - Pin Punch & Chisel Set - 10pc
 - Pry Bar Set -4pc & Tweezer Set -4pc,
 - O ring/Hook Scribe Set -2pc & Hook/Pick Set -4pc
 - Power Bit Set - 67pc, Ratchet Driver Set - 31pc & Finger Ratchet Kit - 5pc
 - Inspection Mirror, Pick-Up Magnetic Tool & Magnetic Parts Tray
 - Circuit Tester & Digital Multimeter
 - 6 Drawer Custom Series Roller Cabinet with Power Tool Cupboard

CONTENTS GUIDE:



Images are for illustration purposes only, contents may vary.





236PC METRIC/SAE
CUSTOM SERIES ROLLER
CABINET TOOL KIT WITH
SIDE CUPBOARD

Model No.	COLOR
SP50626	BLACK
SP50627	BLACK/BLUE
SP50628	BLACK/RED


DIMENSIONS:

- 11 Drawer Custom Series Roller Cabinet with Side Cabinet
62.83" w x 18.89" d x 42.12" h
- 3 Drawers 12.32" w x 16.14" d x 3.26" h
 - 1 Drawer 12.32" w x 16.14" d x 4.4" h
 - 1 Drawer 12.32" w x 16.14" d x 8.97" h
 - 3 Drawers 22.44" w x 16.14" d x 3.26" h
 - 1 Drawer 22.44" w x 16.14" d x 4.4" h
 - 1 Drawer 22.44" w x 16.14" d x 8.97" h
 - 1 Drawer 36.88" w x 16.14" d x 5.11" h
 - Side Cabinet 16.77" w x 18.11" d x 33.22" h
- Includes one adjustable shelf

COLORS AVAILABLE:



FEATURES:



CONTENTS:

- 1/4"Dr Sockets & Accessories**
- 12pt - 4, 5, 6, 7, 8, 9, 10, 11, 12, 13 & 14mm
 - 12pt - 3/16, 7/32, 1/4, 9/32, 5/16, 11/32, 3/8, 7/16 & 1/2"
 - Inhex - 3 (x2), 4 (x2), 5 (x2) & 6 (x2)mm
 - 1/8, 5/32, 3/16, 7/32 & 1/4"
 - 45T Ratchet & Flex Handle
 - Wobble Extension Bars - 50 & 150mm
- 3/8"Dr Sockets & Accessories**
- 12pt - 8, 10, 11, 12, 13, 14, 15, 16, 17, 18 & 19mm
 - 12pt - 5/16, 3/8, 7/16, 1/2, 9/16, 5/8, 11/16 & 3/4"
 - Deep 12pt - 10, 11, 12, 13, 14, 15, 16, 17, 18 & 19mm
 - Deep 12pt - 5/16, 3/8, 7/16, 1/2, 9/16, 5/8, 11/16 & 3/4"
 - Inhex - 6, 7, 8, 9 & 10mm
 - Spark Plug Sockets - 5/8 & 13/16"
 - 45T Ratchet & Flex Handle
 - Wobble Extension Bars - 75 & 150mm
 - Adapters - 3/8Fx1/4M & 3/8Fx1/2M
- 1/2"Dr Sockets & Accessories**
- 12pt - 10, 11, 12, 13, 14, 15, 16, 17, 18, 19, 20, 21, 22, 23, 24, 25 & 26mm
 - 12pt - 3/8, 7/16, 1/2, 9/16, 5/8, 11/16, 3/4, 13/16, 7/8, 15/16 & 1"
 - 45T Ratchet & Flex Handle
 - Wobble Extension Bars - 125 & 250mm
 - Adapter - 1/2Fx3/8M
- Wrenches**
- Combination - 6, 7, 8, 9, 10, 11, 12, 13, 14, 15, 16, 17, 18 & 19mm
 - 1/4, 5/16, 3/8, 7/16, 1/2, 9/16, 5/8, 11/16, 3/4, 13/16 & 7/8"
- Tools**
- Screwdrivers - 3.0x75, 5.5x100, 6.5x25, 6.5x100, 6.5x150 & 8.0x175mm
 - #0x60, #1x80, #2x25, #2x100, #2x150 & #3x175mm
 - Hex Keys - 1.5, 2, 2.5, 3, 4, 5, 6, 8 & 10mm
 - 1/16, 5/64, 3/32, 1/8, 5/32, 3/16, 1/4, 5/16 & 3/8"
 - Torx Keys -T10, T15, T20, T25, T27, T30, T40, T45 & T50
 - 31pc Ratchet Driver Bit Set
 - Pliers - Combination, Long Nose, Multigrips & Locking
 - Cutters - Diagonal
 - Hammer - Ball Pein
 - Adjustable Wrench - 250mm
 - Tape Measure
 - Pick Set - 4pc
 - Pin Punch Set - 7pc
 - 11 Drawer Custom Series Roller Cabinet
 - Side Cabinet with Shelf

CONTENTS GUIDE:



Images are for illustration purposes only, contents may vary.




347PC METRIC/SAE
CUSTOM SERIES ROLLER
CABINET TOOL KIT

Model No.	COLOR
SP50615	BLACK

DIMENSIONS:

- 11 Drawer Custom Series Roller Cabinet
46.06w x 18.89d x 42.12h
- 3 Drawers 12.32" w x 16.14" d x 3.26" h
 - 1 Drawer 12.32" w x 16.14" d x 4.4" h
 - 1 Drawer 12.32" w x 16.14" d x 8.97" h
 - 3 Drawers 22.44" w x 16.14" d x 3.26" h
 - 1 Drawer 22.44" w x 16.14" d x 4.4" h
 - 1 Drawer 22.44" w x 16.14" d x 8.97" h
 - 1 Drawer 36.88" w x 16.14" d x 5.11" h

FEATURES:



CONTENTS:

- 1/4"Dr Sockets & Accessories**
- 12pt - 4, 5, 6, 7, 8, 9, 10, 11, 12, 13 & 14mm
 - 12pt - 3/16, 7/32, 1/4, 9/32, 5/16, 11/32, 3/8, 7/16 & 1/2"
 - 45T Ratchet & Flex Handle
 - Wobble Extension Bars - 50 & 150mm
- 3/8"Dr Sockets & Accessories**
- 12pt - 8, 10, 11, 12, 13, 14, 15, 16, 17, 18 & 19mm
 - 12pt - 5/16, 3/8, 7/16, 1/2, 9/16, 5/8, 11/16 & 3/4"
 - Spark Plug Sockets - 5/8 & 13/16"
 - 45T Ratchet & Flex Handle
 - Wobble Extension Bars - 75 & 150mm
 - Adapters - 3/8Fx1/4M & 3/8Fx1/2M
- 1/2"Dr Sockets & Accessories**
- 12pt - 10, 11, 12, 13, 14, 15, 16, 17, 18, 19, 20, 21, 22, 23, 24, 25 & 26mm
 - 12pt - 3/8, 7/16, 1/2, 9/16, 5/8, 11/16, 3/4, 13/16, 7/8, 15/16 & 1"
 - 45T Ratchet & Flex Handle
 - Wobble Extension Bars - 125 & 250mm
 - Adapter - 1/2Fx3/8M
- Wrenches**
- Combination - 6, 7, 8, 9, 10, 11, 12, 13, 14, 15, 16, 17, 18, 19, 20, 21, 22, 23, 24, 25, 26, 27, 30 & 32mm
 - 1/4, 5/16, 3/8, 7/16, 1/2, 9/16, 5/8, 11/16, 3/4, 13/16, 7/8, 15/16, 1, 1-1/16, 1-1/8 & 1-1/4"
- Tools**
- Screwdrivers - 3.0x75, 5.5x100, 6.5x25, 6.5x100, 6.5x150 & 8.0x175mm
 - #0x60, #1x80, #2x25, #2x100, #2x150 & #3x175MM
 - Precision Screwdrivers - 2.0x50, 2.5x50, 3.0x50, #0x50, #00x50 & #000x50mm
 - Hex Keys - 1.5, 2, 2.5, 3, 4, 5, 6, 8 & 10mm
 - 1/16, 5/64, 3/32, 1/8, 5/32, 3/16, 1/4, 5/16 & 3/8"
 - TORX Keys -T10, T15, T20, T25, T27, T30, T40, T45 & T50
 - Magnetic Hex Keys - 1.27, 1.5, 2, 2.5, 3, 4, 4.5, 5, 5.5, 6, 7, 8 & 10mm
 - 0.05, 1/16, 5/64, 3/32, 7/64, 1/8, 9/64, 5/32, 3/16, 7/32, 1/4, 5/16 & 3/8"
 - Pliers - Combination, Long Nose, Multigrip, Locking, Oil Filter & Circlip (4)
 - Cutters - Diagonal
 - Adjustable Wrenches x 2
 - Hammers - Ball Pein (3) & Soft/Hard Head (1)
 - Hacksaw, Retractable Knife & Tape Measure
 - Pin Punch & Chisel Set - 10pc
 - Pry Bar Set -4pc & Tweezer Set -4pc,
 - O ring/Hook Scribe Set -2pc & Hook/Pick Set -4pc
 - Power Bit Set - 67pc, Ratchet Driver Set - 31pc & Finger Ratchet Kit - 5pc
 - Inspection Mirror, Pick-Up Magnetic Tool & Magnetic Parts Tray
 - Circuit Tester & Digital Multimeter
 - 11 Drawer Custom Series Roller Cabinet


CONTENTS GUIDE:



Images are for illustration purposes only, contents may vary.



METRIC / SAE CUSTOM TOOL KITS



FEATURES:

- All sockets, socket accessories and ROE Wrenches come in hi-density foam tool storage system (EVA)
- 30% wider than standard SP Custom Series tool cabinets
- Heavy-Duty 28 ball-bearing drawer slides
- Dual gas strut lid stays
- Robust wall construction
- Full drawer extension capability
- Double powder coating resists scratching
- Internal locking system for extra security



407PC METRIC/SAE SUMO CUSTOM SERIES TOOL KIT

Model No.	COLOR
SP50175	BLACK
SP50176	BLACK/BLUE
SP50177	BLACK/GREEN

30%
WIDER STORAGE

THIS KIT IS ALSO AVAILABLE IN A TOP BOX ONLY OPTION WITHOUT A SUMO SERIES ROLLER CABINET



DIMENSIONS:

- Combined Dimensions - 33.58" W x 18.07" D x 55.35" H (55.35" h with casters)**
- 7 Drawer Sumo Series Tool Box 33.11" w x 17.51" d x 18.18" h**
- 2 Drawers 30.15" w x 16.14" d x 2.93" h
 - 2 Drawers 30.15" w x 16.14" d x 1.88" h
 - 3 Drawers 9.92" w x 16.14" d x 1.88" h
- 7 Drawer Concept Series Roller Cabinet 33.58" w x 18.07" d x 30.66" h**
- 1 Drawer 29.25" w x 16.14" d x 6.04" h
 - 6 Drawers 29.25" w x 16.14" d x 2.93" h

NEED MORE STORAGE?



METRIC / SAE CUSTOM TOOL KITS

KIT AVAILABLE IN A TOP BOX ONLY OPTION WITHOUT A SUMO SERIES ROLLER CABINET



406PC METRIC/SAE SUMO CUSTOM SERIES TOOL KIT

Model No.	COLOR
SP50170	BLACK
SP50171	BLACK/BLUE
SP50172	BLACK/GREEN

DIMENSIONS:

- 7 Drawer Sumo Series Tool Box 33.11" w x 17.51" d x 18.11" h**
- 2 Drawers 30.15" w x 16.14" d x 2.93" h
 - 2 Drawers 30.15" w x 16.14" d x 1.88" h
 - 3 Drawers 9.92" w x 16.14" d x 1.88" h


COLORS AVAILABLE:



CONTENTS:

- 1/4"Dr 12pt Sockets & Accessories**
- 12pt - 4, 5, 6, 7, 8, 9, 10, 11, 12 & 13mm
 - 12pt - 3/16, 7/32, 1/4, 9/32, 5/16, 11/32, 3/8, 7/16 & 1/2"
 - 45T Ratchet, Flex Handle & Universal Joint
 - Extension Bars - 50 & 150mm
- 3/8"Dr 12pt Sockets & Accessories**
- 12pt - 6, 7, 8, 9, 10, 11, 12, 13, 14, 15, 16, 17, 18, 19, 20, 21 & 22mm
 - 12pt - 1/4, 5/16, 3/8, 7/16, 1/2, 9/16, 5/8, 11/16, 3/4, 13/16 & 7/8"
 - 12pt Deep - 10, 11, 12, 13, 14, 15, 16, 17, 18 & 19mm
 - 12pt Deep - 5/16, 3/8, 7/16, 1/2, 9/16, 5/8, 11/16 & 3/4"
 - Spark Plug Sockets - 5/8 & 13/16"
 - 45T Ratchet, Flex Handle & Universal Joint
 - Extension Bars - 75 & 150mm
 - Adapters - 3/8Fx1/4M & 3/8Fx1/2M
- 1/2"Dr 12pt Sockets & Accessories**
- 12pt - 10, 11, 12, 13, 14, 15, 16, 17, 18, 19, 20, 21, 22, 23, 24, 26, 27, 30 & 32mm
 - 12pt - 3/8, 7/16, 1/2, 9/16, 5/8, 11/16, 3/4, 13/16, 7/8, 15/16, 1, 1-1/16, 1-1/8, 1-3/16 & 1-1/4"
 - Spark Plug Sockets - 5/8 & 13/16"
 - 45T Ratchet, Flex Handle & Universal Joint
 - Extension Bars - 75, 125 & 150mm
 - Adapter - 1/2Fx3/8M
- Wrenches**
- Combination ROE - 6, 7, 8, 9, 10, 11, 12, 13, 14, 15, 16, 17, 18, 19, 20, 21, 22, 23, 24, 25 & 26mm
 - 1/4, 5/16, 3/8, 7/16, 1/2, 9/16, 5/8, 11/16, 3/4, 13/16, 7/8, 15/16 & 1"
- Tools**
- Screwdrivers - 3.0x75, 5.5x100, 6.5x25, 6.5x100, 6.5x150 & 8.0x175mm
 - #0x60, #1x80, #2x25, #2x100, #2x150 & #3x175MM
 - Precision - 2.0x50, 2.5x50, 3.0x50, #0x50, #00x50 & #000x50mm
 - Ratchet Driver Bit Set - 31pc
 - Impact Driver Set - Impact Driver 5, 6, 8, 9, #1, #2, #3, #4, Inhex 4, 5, 6 & 8mm
 - Magnetic Hex Keys - 2, 2.5, 3, 4, 5, 6, 7, 8, 10, 12, 14, 17 & 19mm
 - 1/16, 5/64, 3/32, 1/8, 5/32, 3/16, 1/4, 5/16, 3/8, 1/2, 9/16, 5/8 & 3/4"
 - Magnetic TORX- T10, T15, T20, T25, T27, T30, T40, T45 & T50
 - Hex Keys - 1.5, 2, 2.5, 3, 4, 5, 6, 8 & 10mm
 - 1/16, 5/64, 3/32, 1/8, 5/32, 3/16, 1/4, 5/16 & 3/8"
 - TORX - T10, T15, T20, T25, T27, T30, T40, T45 & T50
 - Pliers - Combination, Long Nose, Locking, Multigrips and Circlips (4)
 - Cutters - Diagonal
 - Adjustable Wrenches x 4
 - Hammers - Ball Pein x 3, Dead Blow, Soft/Hard Head
 - Pin Punch & Chisel Set - 10pc
 - Hacksaw, Retractable Knife & Tape Measure
 - Telescoping Inspection Mirror and Pick-Up Tools
 - Magnetic Parts Tray & Tool Box Drawer Trays x 3
 - Circuit Tester & Digital Multimeter
 - Power Bit Set 67pc, Pry Bar Set 4pc
 - Tweezer Set 4pc & Pick Set - 4pc
 - Screw Extractor Set- 5pc & Thread Files - 2pcs
 - 7 Drawer Sumo Tool Box
 - OR
 - 7 Drawer Sumo Tool Box
 - 7 Drawer Sumo Roller Cabinet

CONTENTS GUIDE:





276PC METRIC/SAE SUMO
SERIES POWER HUTCH
TOOL KIT

Model No.	COLOR
SP50550	BLACK/RED HANDLES

4 SURGE
PROTECTED
POWER OUTLETS

POWER OR CHARGE
YOUR TOOLS,
COMPUTER,
PHONE, ETC.

DIMENSIONS:

Combined Dimensions
41.96" w x 18.89" d x 57.71" h (63.38" h with casters)

5 Drawer Power Hutch Tool Cabinet
41.37" w x 18.54" d x 31.92" h

- 3 Drawers 23.34" w x 16.14" d x 2.12" h
- 1 Drawer 13.18" w x 16.14" d x 2.12" h
- 1 Drawer 13.18" w x 16.14" d x 4.4" h

13 Drawer Power Hutch Roller Cabinet
1066" w x 480" d x 1069" h

- 1 Drawer 37" w x 16.14" d x 5.11" h
- 5 Drawers 23.34" w x 16.14" d x 2.12" h
- 1 Drawer 23.34" w x 16.14" d x 4.4" h
- 1 Drawer 23.34" w x 16.14" d x 7.83" h
- 3 Drawers 13.1" w x 16.14" d x 2.12" h
- 1 Drawer 13.1" w x 16.14" d x 4.4" h
- 1 Drawer 13.1" w x 16.14" d x 12.40" h

FEATURES:

- Heavy-duty 28 ball-bearing drawer slides
- Dual gas strut lid stays
- Robust wall construction
- Full drawer extension capability
- Double powder coating resists scratching



Built-in Powerboard with 4 surge protected power outlets



Anti-Slip Matting in Hutch



Steel pegboard rear wall to organize frequently used tools



Power or Charge Powertools, Computers, phones, etc



SP Clicklok on all drawers ensures drawers stay closed & secure

* Pegboard pegs are not included, sold separately

BUILT-IN POWERBOARD WITH 4 SURGE
PROTECTED POWER OUTLETS



POWER OR CHARGE YOUR TOOLS, COMPUTER,
PHONE, AND MORE



CONTENTS:

1/4"Dr 12pt Sockets & Accessories

- 12pt - 4, 5, 6, 7, 8, 9, 10, 11, 12, 13 & 14mm
- 12pt - 3/16, 7/32, 1/4, 9/32, 5/16, 11/32, 3/8, 7/16 & 1/2"
- 45T Ratchet, Flex Handle
- Extension Bars - 50 & 150mm

3/8"Dr 12pt Sockets & Accessories

- 12pt - 8, 10, 11, 12, 13, 14, 15, 16, 17, 18 & 19mm
- 12pt - 5/16, 3/8, 7/16, 1/2, 9/16, 5/8, 11/16 & 3/4"
- Spark Plug Sockets - 5/8 & 13/16"
- 45T Ratchet, Flex Handle
- Extension Bars - 75 & 150mm
- Adapters - 3/8Fx1/4M & 3/8Fx1/2M

1/2"Dr 12pt Sockets & Accessories

- 12pt - 10, 11, 12, 13, 14, 15, 16, 17, 18, 19, 20, 21, 22, 23, 24 & 26mm
- 12pt - 3/8, 7/16, 1/2, 9/16, 5/8, 11/16, 3/4, 13/16, 7/8, 15/16 & 1"
- 45T Ratchet, Flex Handle
- Extension Bars - 125 & 250mm
- Adapter - 1/2Fx3/8M


Wrenches

- Combination ROE - 6, 7, 8, 9, 10, 11, 12, 13, 14, 15, 16, 17, 18 & 19mm
- 1/4, 5/16, 3/8, 7/16, 1/2, 9/16, 5/8, 11/16, 3/4, 13/16 & 7/8"

Tools

- Screwdrivers - 3.0x75, 5.5x100, 6.5x25, 6.5x100, 6.5x150 & 8.0x175mm
- #0x60, #1x80, #2x25, #2x100, #2x150 & #3x175MM
- Precision - 2.0x50, 2.5x50, 3.0x50, #0x50, #00x50 & #000x50mm
- Ratchet Driver Bit Set - SL4.5, SL7, PH1, PH2, PH3, T15, T20 & Bit Driver
- TORX- T10, T15, T20, T25, T27, T30, T40, T45 & T50
- Hex Keys - 1.5, 2, 2.5, 3, 4, 5, 6, 8 & 10mm
- 1/16, 5/64, 3/32, 1/8, 5/32, 3/16, 1/4, 5/16 & 3/8"
- Power Bit Set - 67pc
- Pliers - Combination, Long Nose, Locking, Multigrips & Circlips (4)
- Cutters - Diagonal
- Adjustable Wrenches x 2
- Hammer - Ball Pein - 16oz
- Pin Punch & Chisel Set - 10pc
- Hacksaw & Tape Measure
- Pry Bar Set 4pc
- Tweezer Set 4pc, Mini Brush Set 3pc & Pick Set - 4pc
- Drawer Trays x 6
- 5 Drawer Sumo Hutch Tool Box
- 13 Drawer Sumo Roller Cabinet

CONTENTS GUIDE:



* Power tools are not included, sold separately

Images are for illustration purposes only, contents may vary.





323PC METRIC/SAE SUMO
SERIES POWER HUTCH
TOOL KIT

Model No.	COLOR
SP50552	BLACK/RED HANDLES

4 SURGE
PROTECTED
POWER OUTLETS

POWER OR CHARGE
YOUR TOOLS,
COMPUTER,
PHONE, ETC.

DIMENSIONS:

Combined Dimensions -
41.96" w x 18.89" d x 57.71" h
(63.38" h with casters)

5 Drawer Power Hutch Tool Cabinet
41.37" w x 18.54" d x 21.92" h

- 3 Drawers 23.34" w x 16.14" d x 2.12" h
- 1 Drawer 13.1" w x 16.14" d x 2.12" h
- 1 Drawer 13.1" w x 16.14" d x 4.4" h

13 Drawer Power Hutch Roller Cabinet
41.96" w x 18.89" d x 42.08" h

- 1 Drawer 37" w x 16.14" d x 5.11" h
- 5 Drawers 23.34" w x 16.14" d x 2.12" h
- 1 Drawer 23.34" w x 16.14" d x 4.4" h
- 1 Drawer 23.34" w x 16.14" d x 19.9" h
- 3 Drawers 13.1" w x 16.14" d x 2.12" h
- 1 Drawer 13.1" w x 16.14" d x 4.4" h
- 1 Drawer 13.1" w x 16.14" d x 12.4" h

FEATURES:

- Heavy-duty 28 ball-bearing drawer slides
- Dual gas strut lid stays
- Robust wall construction
- Full drawer extension capability
- Double powder coating resists scratching



Built-in Powerboard with 4 surge protected power outlets



Anti-Slip Matting in Hutch



Steel pegboard rear wall to organize frequently used tools



Power or Charge Powertools, Computers, phones, etc



SP Clicklok on all drawers ensures drawers stay closed & secure

* Pegboard pegs are not included, sold separately

CONTENTS:

1/4" Dr Sockets & Accessories

- 12pt - 4, 5, 6, 7, 8, 9, 10, 11, 12, 13 & 14mm
- 12pt - 3/16, 7/32, 1/4, 9/32, 5/16, 11/32, 3/8, 7/16 & 1/2"
- 45T Ratchet & Flex Handle
- Extension Bars - 50 & 150mm

3/8" Dr Sockets & Accessories

- 12pt - 8, 10, 11, 12, 13, 14, 15, 16, 17, 18 & 19mm
- 12pt - 5/16, 3/8, 7/16, 1/2, 9/16, 5/8, 11/16 & 3/4"
- Spark Plug Sockets - 5/8 & 13/16"
- 45T Ratchet & Flex Handle
- Extension Bars - 75 & 150mm
- Adapters - 3/8Fx1/4M & 3/8Fx1/2M


1/2" Dr Sockets & Accessories

- 12pt - 10, 11, 12, 13, 14, 15, 16, 17, 18, 19, 20, 21, 22, 23, 24, 25 & 26mm
 - 12pt - 3/8, 7/16, 1/2, 9/16, 5/8, 11/16, 3/4, 13/16, 7/8, 15/16 & 1"
 - 45T Ratchet & Flex Handle
 - Extension Bars - 125 & 250mm
 - Adapter - 1/2Fx3/8M
- Wrenches**
- Combination - 6, 7, 8, 9, 10, 11, 12, 13, 14, 15, 16, 17, 18, 19, 20, 21, 22, 23, 24, 25, 26, 27, 30 & 32mm
 - 1/4, 5/16, 3/8, 7/16, 1/2, 9/16, 5/8, 11/16, 3/4, 13/16, 7/8, 15/16, 1, 1-1/16, 1-1/8 & 1-1/4"

Tools

- Screwdrivers - 3.0x75, 5.5x100, 6.5x25, 6.5x100, 6.5x150 & 8.0x175mm
- #0x60, #1x80, #2x25, #2x100, #2x150 & #3x175MM
- Precision - 2.0x50, 2.5x50, 3.0x50, #0x50, #00x50 & #000x50mm
- Ratchet Driver Bit Set - SL4.5, SL7, PH1, PH2, PH3, T15, T20 & Bit Driver
- Hex Keys - 1.5, 2, 2.5, 3, 4, 5, 6, 8 & 10mm
- Torx - T10, T15, T20, T25, T30, T40, T45 & T50
- Magnetic Ball drive Hex Key - 1.27, 1.5, 2, 2.5, 3, 4, 4.5, 5, 5.5, 6, 7, 8 & 10mm
- 0.05, 1/16", 5/64", 3/32", 7/64", 1/8", 9/64", 5/32", 3/16", 7/32, 1/4", 5/16" & 3/8"
- Pliers - Combination, Long Nose, Locking, Multigrip & Circlip (4)
- Cutters - Diagonal
- Adjustable Wrenches (2)
- Hammers - Ball Pein (2)
- Hacksaw & Tape Measure
- Pin Punch & Chisel Set - 10pc
- Finger Ratchet Kit - 5pc
- Pry Bar Set - 4pc, Tweezer Set - 4pc, Mini Brush Set - 3pc & Pick Set - 4pc
- Magnetic Pick-up Tool, Inspection Mirror & Magnetic Parts Tray
- O-ring & Scribe Set - 2pc
- Folding Lock-Back Utility Knife
- Oil Filter Pliers
- Electrical Digital Multimeter & Circuit Tester
- Power Bit Set - 67pc
- Drawer Trays x 6
- 5 Drawer Sumo Hutch Tool Box
- 13 Drawer Sumo Roller Cabinet

CONTENTS GUIDE:



Images are for illustration purposes only, contents may vary.





488PC METRIC/SAE SUMO
SERIES POWER HUTCH
TOOL KIT

Model No.	COLOR
SP50554	BLACK/RED HANDLES

4

SURGE
PROTECTED
POWER OUTLETS


POWER OR CHARGE
YOUR TOOLS,
COMPUTER,
PHONE, ETC.

DIMENSIONS:

- Combined Dimensions**
41.96" w x 18.89" d x 57.71" h
(63.38" h with casters)
- 5 Drawer Power Hutch Tool Cabinet**
41.37" w x 18.54" d x 21.92" h
- 3 Drawers 23.34" w x 16.14" d x 2.12" h
 - 1 Drawer 13.1" w x 16.14" d x 2.12" h
 - 1 Drawer 13.1" w x 16.14" d x 4.4" h
- 13 Drawer Power Hutch Roller Cabinet**
41.96" w x 18.89" d x 42.08" h
- 1 Drawer 37" w x 16.14" d x 5.11" h
 - 5 Drawers 23.34" w x 16.14" d x 2.12h
 - 1 Drawer 23.34" w x 16.14" d x 4.4" h
 - 1 Drawer 23.34" w x 16.14" d x 7.83" h
 - 3 Drawers 13.1" w x 16.14" d x 2.12" h
 - 1 Drawer 13.1" w x 16.14" d x 4.4" h
 - 1 Drawer 13.1" w x 16.14" d x 12.40" h

FEATURES:

- Heavy-duty 28 ball-bearing drawer slides
- Dual gas strut lid stays
- Robust wall construction
- Full drawer extension capability
- Double powder coating resists scratching



Built-in powerboard with 4 surge protected power outlets



Anti-Slip Matting in Hutch



Steel Pegboard rear wall to organise frequently used tools



Power or Charge Powertools, Computers, phones, etc




SP Clicklok on all drawers ensures drawers stay closed & secure

* Pegboard pegs are not included, sold separately

CONTENTS:

- 1/4" Dr Sockets & Accessories**
- 12pt - 4, 5, 6, 7, 8, 9, 10, 11, 12, 13 & 14mm
 - 12pt - 3/16, 7/32, 1/4, 9/32, 5/16, 11/32, 3/8, 7/16 & 1/2"
 - 45T Ratchet & Flex Handle
 - Extension Bars - 50 & 150mm
- 3/8" Dr Sockets & Accessories**
- 12pt - 8, 10, 11, 12, 13, 14, 15, 16, 17, 18 & 19mm
 - 12pt - 5/16, 3/8, 7/16, 1/2, 9/16, 5/8, 11/16, 3/4, 13/16 & 3/4"
 - E-Torx - E4, E5, E6, E7, E8, E10, E11, E12, E14, E16, E18 & E20
 - Spark Plug Sockets - 5/8 & 13/16"
 - 45T Ratchet & Flex Handle
 - Extension Bars - 75 & 150mm
 - Adapters - 3/8Fx1/4M & 3/8Fx1/2M
- 1/2" Dr Sockets & Accessories**
- 12pt - 10, 11, 12, 13, 14, 15, 16, 17, 18, 19, 20, 21, 22, 23, 24, 25 & 26mm
 - 12pt - 3/8, 7/16, 1/2, 9/16, 5/8, 11/16, 3/4, 13/16, 7/8, 15/16 & 1"
 - Impact - 10, 11, 12, 13, 14, 15, 17, 18, 19, 21, 22 & 24mm
 - Impact Inhex - 4, 5, 6, 7, 8, 10, 12, 14 & 17mm
 - - 3/16, 7/32, 1/4, 5/16, 3/8, 7/16, 1/2, 9/16 & 5/8"
 - Impact TORX - T20, T25, T30, T40, T45, T50, T55, T60 & T70
 - 45T Ratchet & Flex Handle
 - Impact Universal Joint
 - Extension Bars - 125 & 250mm
 - Impact Extension Bars - 75 & 125mm
 - Adapter - 1/2Fx3/8M
- Wrenches**
- Combination - 6, 7, 8, 9, 10, 11, 12, 13, 14, 15, 16, 17, 18, 19, 20, 21, 22, 23, 24, 25, 26, 27, 30 & 32mm
 - 1/4, 5/16, 3/8, 7/16, 1/2, 9/16, 5/8, 11/16, 3/4, 13/16, 7/8, 15/16, 1, 1-1/16, 1-1/8 & 1-1/4"
 - Combination Stubby - 8, 10, 11, 12, 13, 14, 15, 16, 17, 18 & 19mm
 - 5/16, 3/8, 7/16, 1/2, 9/16, 5/8, 11/16 & 3/4"
 - Geardrive - 8, 9, 10, 11, 12, 13, 14, 15, 16, 17, 18 & 19mm
 - 5/16, 3/8, 7/16, 1/2, 9/16, 5/8, 11/16, 3/4, 13/16, 7/8, 15/16 & 1"
 - Ring - 8x10, 12x14, 16x18, 17x19, 22x24mm
 - E-TORX - E6xE8, E10xE12, E14xE16 & E18xE20
- Tools**
- Screwdrivers - 3.0x75, 5.5x100, 6.5x25, 6.5x100, 6.5x150 & 8.0x175mm - #0x60, #1x80, #2x25, #2x100, #2x150 & #3x175MM
 - Precision - 2.0x50, 2.5x50, 3.0x50, #0x50, #00x50 & #000x50mm
 - Impact Screwdriver Set - SL5, SL6, SL8 & SL9, #1, #2, #3 & #4, IN4, IN5, IN6 & IN8 & Impact Driver
 - Ratchet Driver Bit Set - SL4.5, SL7, PH1, P H2, PH3, T15, T20 & Bit Driver
 - Hex Keys - 1.5, 2, 2.5, 3, 4, 5, 6, 8 & 10mm
 - 1/16, 5/64, 3/32, 1/8, 5/32, 3/16, 1/4, 5/16 & 3/8"
 - TORX Keys - T10, T15, T20, T25, T27, T30, T40, T45 & T50
 - T-Handle Hex Keys - 2, 2.5, 3, 4, 5, 6, 8 & 10mm
 - 5/64, 3/32, 1/8, 5/32, 3/16, 1/4, 5/16 & 3/8"
 - T-Handle TORX Keys - T8, T10, T15, T20, T25, T30, T40 & T50
 - 3/8" Dr Oil Drain Plug Key Set - 18pc
 - Pliers - Combination, Long Nose, Locking, Multigrip & Circlip (4)
 - Aviation Snips
 - Wire Cutter/Stripper & Crimper for Insulated & Open Barrel Terminal
 - Cutters - Diagonal
 - Adjustable Wrenches (4)
 - Hammers - Ball Pein (2), Dead Blow (1) & Dual Head Soft/Hard (2)
 - Hacksaw & Tape Measure
 - Pin Punch & Chisel Set - 10pc
 - Burrs Set- 5pc & Finger Ratchet Kit -5pc
 - Pry Bar Set -4pc, Tweezer Set -4pc, Mini Brush Set -3pc & Pick Set -4pc
 - Scraper Remover Set (5pc)
 - Hand Lever Type 2 Jaw Riveter
 - Magnetic Pick-up Tool, Inspection Mirror & Magnetic Parts Tray
 - Stainless Steel Rulers - 150mm, 300mm & 600mm
 - Oil Filter Wrench
 - Electrical Digital Multimeter & LED Magbase Work Light
 - Power Bit Set - 67pc & Air Duster
 - Work Gloves
 - Drawer Trays x 6
 - 5 Drawer Sumo Hutch Tool Box
 - 13 Drawer Sumo Roller Cabinet

CONTENTS GUIDE:



Images are for illustration purposes only, contents may vary.



4 SURGE
PROTECTED
POWER OUTLETS

POWER OR CHARGE
YOUR TOOLS,
COMPUTER,
PHONE, ETC.



530PC METRIC/SAE SUMO
SERIES POWER HUTCH
TOOL KIT WITH DUAL SIDE
CABINETS

Model No.	COLOR
SP50555	BLACK/RED HANDLES

DIMENSIONS:

Combined Dimensions
75.59" w x 18.89" d x 57.71" h (63.38" h with casters)

5 Drawer Power Hutch Tool Cabinet
41.37" w x 18.54" d x 21.92" h

- 3 Drawers 23.34" w x 16.14" d x 2.12" h
- 1 Drawer 13.1" w x 16.14" d x 2.12" h
- 1 Drawer 13.1" w x 16.14" d x 4.4" h

13 Drawer Power Hutch Roller Cabinet
41.96w x 18.89d x 42.08h


- 1 Drawer 37" w x 16.14" d x 5.11" h
- 5 Drawers 23.34" w x 16.14" d x 2.12" h
- 1 Drawer 23.34" w x 16.14" d x 4.4" h
- 1 Drawer 23.34" w x 16.14" d x 7.83" h
- 3 Drawers 13.1" w x 16.14" d x 2.12" h
- 1 Drawer 13.1" w x 16.14" d x 4.4" h
- 1 Drawer 13.1" w x 16.14" d x 12.4" h
- 2 Side Cabinets 16.77" w x 18.11" d x 33.22" h

Includes one adjustable shelf in each

* Pegboard pegs are not included, sold separately

FEATURES:

- Heavy-duty 28 ball-bearing drawer slides
- Dual gas strut lid stays
- Robust wall construction
- Full drawer extension capability
- Double powder coating resists scratching



CONTENTS:

- 1/4"Dr Sockets & Accessories**

 - 12pt - 4, 5, 6, 7, 8, 9, 10, 11, 12, 13 & 14mm
 - 12pt - 3/16, 7/32, 1/4, 9/32, 5/16, 11/32, 3/8, 7/16 & 1/2"
 - 45T Ratchet & Flex Handle
 - Extension Bars - 50 & 150mm
- 3/8"Dr Sockets & Accessories**


 - 12pt - 8, 10, 11, 12, 13, 14, 15, 16, 17, 18 & 19mm
 - 12pt - 5/16, 3/8, 7/16, 1/2, 9/16, 5/8, 11/16 & 3/4"
 - E-Torx - E4, E5, E6, E7, E8, E10, E11, E12, E14, E16, E18 & E20
 - Spark Plug Sockets - 5/8 & 13/16"
 - 45T Ratchet & Flex Handle
 - Extension Bars - 75 & 150mm
 - Adapters - 3/8Fx1/4M & 3/8Fx1/2M
- 1/2"Dr Sockets & Accessories**

 - 12pt - 10, 11, 12, 13, 14, 15, 16, 17, 18, 19, 20, 21, 22, 23, 24, 25 & 26mm
 - 12pt - 3/8, 7/16, 1/2, 9/16, 5/8, 11/16, 3/4, 13/16, 7/8, 15/16 & 1"
 - Impact - 10, 11, 12, 13, 14, 15, 17, 18, 19, 21, 22 & 24mm
 - Impact Inhex - 4, 5, 6, 7, 8, 10, 12, 14 & 17mm
 - 3/16, 7/32, 1/4, 5/16, 3/8, 7/16, 1/2, 9/16 & 5/8"
 - Impact TORX - T20, T25, T30, T40, T45, T50, T55, T60 & T70
 - 45T Ratchet & Flex Handle
 - Impact Universal Joint
 - Extension Bars - 125 & 250mm
 - Impact Extension Bars - 75 & 125mm
 - Adapter - 1/2Fx3/8M
- Wrenches**

 - Combination - 6, 7, 8, 9, 10, 11, 12, 13, 14, 15, 16, 17, 18, 19, 20, 21, 22, 23, 24, 25, 26, 27, 30 & 32mm
 - 1/4, 5/16, 3/8, 7/16, 1/2, 9/16, 5/8, 11/16, 3/4, 13/16, 7/8, 15/16, 1, 1-1/16, 1-1/8 & 1-1/4"
 - Combination Stubby - 8, 10, 11, 12, 13, 14, 15, 16, 17, 18 & 19mm
 - 5/16, 3/8, 7/16, 1/2, 9/16, 5/8, 11/16 & 3/4"
 - Geardrive - 8, 9, 10, 11, 12, 13, 14, 15, 16, 17, 18 & 19mm
 - 5/16, 3/8, 7/16, 1/2, 9/16, 5/8, 11/16, 3/4, 13/16, 7/8, 15/16 & 1"
 - Flare - 10x11, 12x13, 14x17 & 19x22mm
 - 3/8x7/16, 1/2x9/16, 5/8x11/16 & 3/4x7/8"
 - Ring - 8x10, 12x14, 16x18, 17x19, 22x24mm
 - E-TORX - E6xE8, E10xE12, E14xE16 & E18xE20
- Tools**

 - 18v 1/2"dr Cordless Impact Wrench (550N-m), batteries (2) & charger
 - 12v 3/8"dr Cordless Mini Ratchet, batteries (2) & charger
 - Screwdrivers - 3.0x75, 5.5x100, 6.5x25, 6.5x100, 6.5x150 & 8.0x175mm - #0x60, #1x80, #2x25, #2x100, #2x150 & #3x175MM
 - Precision - 2.0x50, 2.5x50, 3.0x50, #0x50, #00x50 & #000x50mm
 - Impact Screwdriver Set - SL5, SL6, SL8 & SL9, #1, #2, #3 & #4, IN4, IN5, IN6 & IN8 & Impact Driver
 - Ratchet Driver Bit Set - SL4.5, SL7, PH1, P H2, PH3, T15, T20 & Bit Driver
 - Hex Keys - 1.5, 2, 2.5, 3, 4, 5, 6, 8 & 10mm
 - 1/16, 5/64, 3/32, 1/8, 5/32, 3/16, 1/4, 5/16 & 3/8"
 - TORX Keys - T10, T15, T20, T25, T27, T30, T40, T45 & T50
 - T-Handle Hex Keys - 2, 2.5, 3, 4, 5, 6, 8 & 10mm
 - 5/64, 3/32, 1/8, 5/32, 3/16, 1/4, 5/16 & 3/8"
 - T-Handle TORX Keys - T8, T10, T15, T20, T25, T30, T40 & T50
 - 3/8"Dr Oil Drain Plug Key Set - 18pc
 - Pliers - Combination, Long Nose, Locking, Multigrip & Circlip (4)
 - Aviation Snips
 - Wire Cutter/Stripper & Crimper for Insulated & Open Barrel Terminal
 - Cutters - Diagonal
 - Adjustable Wrenches (4)
 - Hammers - Ball Pein (2), Dead Blow (1) & Dual Head Soft/Hard (2)
 - Hacksaw & Tape Measure
 - Pin Punch & Chisel Set - 10pc
 - Burrs Set- 5pc & Finger Ratchet Kit -5pc
 - Pry Bar Set -4pc, Tweezer Set -4pc, Mini Brush Set -3pc & Pick Set -4pc
 - Scraper Remover Set (5pc)
 - Hand Lever Type 2 Jaw Riveter
 - Magnetic Pick-up Tool, Inspection Mirror & Magnetic Parts Tray
 - Stainless Steel Rulers - 150mm, 300mm & 600mm
 - Folding Lock-Back Utility Knife
 - Oil Filter Wrench
 - Electrical Digital Multimeter & LED Magbase Work Light
 - Power Bit Set - 67pc & Air Duster
 - Metric Drill Set - 1, 1.5, 2, 2.5 3, 3.5, 4, 4.5, 5, 5.5, 6, 6.5, 7, 7.5, 8, 8.5, 9, 9.5, 10, 10.5, 11, 11.5, 12, 12.5 & 13mm
 - Work Gloves
 - Drawer Trays x 6
 - 2x Custom Series Side Tool Cabinets (1 Compartment in each)
 - 5 Drawer Sumo Hutch Tool Box
 - 13 Drawer Sumo Roller Cabinet

CONTENTS GUIDE:



Images are for illustration purposes only, contents may vary.



516PC METRIC/SAE
CUSTOM SERIES SUMO
WORKSHOP TOOL KIT

Model No.	COLOR
SP50180	BLACK



DIMENSIONS:

- 20 Drawer Custom Series workshop
Roller Cabinet
77.51" w x 29.33" d x 46.29" h
- 8 Drawers 14.56" w x 26.57" d x 3.11" h
 - 3 Drawers 14.56" w x 26.57" d x 4.21" h
 - 1 Drawer 14.56" w x 26.57" d x 6.41" h
 - 1 Drawer 14.56" w x 26.57" d x 10.82" h
 - 3 Drawers 30.51" w x 26.57" d x 3.11" h
 - 2 Drawers 30.51" w x 26.57" d x 4.21" h
 - 1 Drawer 30.51" w x 26.57" d x 6.41" h
 - 1 Drawer 48.38" w x 26.57" d x 4.84" h

FEATURES:

- Heavy-duty ball-bearing drawer slides
- Robust wall construction
- Powder coated steel finish
- Drawer load capacity: 2,866 lbs.
- Full drawer extension capability
- Total load capacity 5,070 lbs.
- SP Kliklok drawer locking system
- Extreme duty casters




Images are for illustration purposes only, contents may vary.

CONTENTS:

- 1/4" Dr Sockets & Accessories**
- 12pt - 4, 5, 6, 7, 8, 9, 10, 11, 12 & 13mm
 - 12pt - 3/16, 7/32, 1/4, 9/32, 5/16, 11/32, 3/8, 7/16 & 1/2"
 - TORX - T10, T15, T20 & T25
 - 45T Ratchet, Flex Handle & Universal Joint
 - Extension Bars - 50 & 150mm
- 3/8" Dr Sockets & Accessories**
- 12pt - 6, 7, 8, 9, 10, 11, 12, 13, 14, 15, 16, 17, 18, 19, 20, 21 & 22mm
 - 12pt Deep - 10, 11, 12, 13, 14, 15, 16, 17, 18 & 19mm
 - 12pt - 1/4, 5/16, 3/8, 7/16, 1/2, 9/16, 5/8, 11/16, 3/4, 13/16 & 7/8"
 - 12pt Deep - 5/16, 3/8, 7/16, 1/2, 9/16, 5/8, 11/16 & 3/4"
 - 6pt Impact - 10, 11, 12, 13, 14, 15, 16, 17, 18 & 19mm
 - 6pt Deep Impact - 10, 11, 12, 13, 14, 15, 16, 17, 18 & 19mm
 - Inhex - 6, 7, 8, 9 & 10 mm
 - 3/16, 7/32, 1/4, 5/16 & 3/8"
 - TORX - T27, T30, T40, T45, T50 & T55 + 3/8Fx1/4M Adapter
 - Spark Plug Sockets - 5/8 & 13/16"
 - 45T Ratchet, Flex Handle & Universal Joint
 - Extension Bars - 75 & 150mm
 - Adapters - 3/8Fx1/4M & 3/8Fx1/2M
- 1/2" Dr Sockets & Accessories**
- 12pt - 10, 11, 12, 13, 14, 15, 16, 17, 18, 19, 20, 21, 22, 23, 24, 26, 27, 30 & 32mm
 - 12pt - 3/8, 7/16, 1/2, 9/16, 5/8, 11/16, 3/4, 13/16, 7/8, 15/16, 1, 1-1/16, 1-1/8, 1-3/16 & 1-1/4"
 - 6pt Deep Impact - 10, 12, 13, 14, 15, 17, 18, 19, 21, 22 & 24mm
 - 6pt Deep Impact - 3/8, 7/16, 1/2, 9/16, 5/8, 11/16, 3/4, 13/16, 7/8, 15/16 & 1"
 - Spark Plug Sockets - 5/8 & 13/16"
 - 45T Ratchet, Flex Handle & Universal Joint
 - Extension Bars - 75, 125 & 150mm
 - Adapter - 1/2Fx3/8M
- 3/4" Dr Sockets & Accessories**
- 12pt - 19, 22, 24, 27, 30, 32, 36, 38, 41, 46, 50 & 55mm
 - 12pt - 3/4, 13/16, 7/8, 15/16, 1, 1-1/16, 1-1/8, 1-3/16, 1-1/4, 1-5/16, 1-3/8, 1-7/16, 1-1/2, 1-5/8 & 1-7/8"
 - 24T Ratchet, Flex Handle & Universal Joint
 - Extendable Handle
 - Extension Bars - 200 & 400mm
- Wrenches**
- Combination - 6, 7, 8, 9, 10, 11, 12, 13, 14, 15, 16, 17, 18, 19, 20, 21, 22, 23, 24, 25 & 26mm
 - 1/4, 5/16, 3/8, 7/16, 1/2, 9/16, 5/8, 11/16, 3/4, 13/16, 7/8, 15/16, 1"
 - Geardrive - 8, 10, 12, 13, 14, 15, 17, 18 & 19mm
 - 5/16, 3/8, 7/16, 1/2, 9/16, 5/8, 11/16 & 3/4"
 - Flare Flexhead - 10x11, 12x13, 14x17 & 19x22mm
 - 3/8x7/16, 1/2x9/16, 5/8x11/16 & 3/4x7/8"
 - Ring - 8x10, 12x14, 16x18, 17x19 & 22x24mm
 - 3/8x5/16, 1/2x7/16, 5/8x9/16 & 3/4x11/16"
- Tools**
- Screwdrivers - 3.0x75, 5.5x100, 6.5x25, 6.5x100, 6.5x150 & 8.0x175mm
 - #0x60, #1x80, #2x25, #2x100, #2x150 & #3x175MM
 - Precision Screwdrivers - 2.0x50, 2.5x50, 3.0x50, #0x50, #00x50 & #000x50mm
 - Impact Screwdriver Set - SL5, SL6, SL8 & SL9, #1, #2, #3 & #4, IN4, IN 5, IN6 & IN8, Impact Driver
 - Ratchet Driver Bit Set - SL4.5, SL7, PH1, PH2, PH3, T15, T20 & Bit Driver
 - Hex Keys - 1.5, 2, 2.5, 3, 4, 5, 6, 8 & 10mm
 - 1/16, 5/64, 3/32, 1/8, 5/32, 3/16, 1/4, 5/16 & 3/8"
 - TORX Keys - T10, T15, T20, T25, T27, T30, T40, T45 & T50
 - Pliers - Combination, Long Nose, Bent Nose, Locking, Multigrip, Spark Plug Wire & Circlip (4)
 - Cutters - Diagonal (2)
 - Adjustable Wrenches (2)
 - Hammers - Ball Pein (3), Dead Blow (1)
 - Hacksaw
 - Folding Knife
 - Tape Measure
 - Pin Punch & Chisel Set - 22pc
 - Burrs -(4)
 - Gasket Scraper
 - Spark Plug Rethreader
 - Pry Bar Set -4pc
 - Tweezer Set -4pc
 - Mini Brush Set -3pc
 - Pick Set -4pc
 - Magnetic Pick-up Tool
 - Magnetic Parts Tray
 - Inspection Mirror
 - Line Clamp Kit -3pc
 - Oil Filter Wrench
 - Cleaning Gun
 - Digital Callipers
 - Digital Multimeter
 - Laser Actuated Tachometer
 - Circuit Tester
 - Power Bit Set - 67pc
 - 3/8" Dr Mini Air Ratchet
 - 1/2" Dr Composite Air Impact Wrench
 - 3/8" Dr Butterfly Impact Wrench
 - 1/4" Dr Die Grinder
 - Air Duster
 - 18v Cordless Impact Wrench
 - Cordless Flashlight
 - Mechanics Seat Cover
 - Magnetic Mudguard Cover
 - Garage Creeper
 - A/C & Fuel Line Quick Disconnect Set
 - Official SP Merchandise
 - Drawer Trays x 4
 - 20 Drawer (1969w) Custom Series "SUMO" Roller Cabinet

CONTENTS GUIDE:



Images are for illustration purposes only, contents may vary.





406PC METRIC/SAE
CUSTOM SERIES FIELD
SERVICE TOOL KIT

Model No.	COLOR
SP50115	BLACK
SP50115W	WHITE

DIMENSIONS:

- 7 Drawer Off Road Series Field Service Heavy-duty Tool Box
35.03" w x 20.07" d x 24.21" h
- 3 Drawers 8.85" w x 15.94" d x 1.77" h
 - 1 Drawer 29.13" w x 15.94" d x 1.77" h
 - 3 Drawers 29.13" w x 15.94" d x 2.75" h


FEATURES:



CONTENTS:

- 1/4"Dr 12pt Sockets & Accessories**
- 4, 5, 6, 7, 8, 9, 10, 11, 12 & 13mm
 - 3/16, 7/32, 1/4, 9/32, 5/16, 11/32, 3/8, 7/16 & 1/2"
 - 45T Ratchet, Flex Handle & Universal Joint
 - Extension Bars - 50 & 150mm
- 3/8"Dr 12pt Sockets & Accessories**
- 6, 7, 8, 9, 10, 11, 12, 13, 14, 15, 16, 17, 18, 19, 20, 21 & 22mm
 - Deep - 10, 11, 12, 13, 14, 15, 16, 17, 18 & 19mm
 - 1/4, 5/16, 3/8, 7/16, 1/2, 9/16, 5/8, 11/16, 3/4, 13/16 & 7/8"
 - Deep - 5/16, 3/8, 7/16, 1/2, 9/16, 5/8, 11/16 & 3/4"
 - Spark Plug Sockets - 5/8 & 13/16"
 - 45T Ratchet, Flex Handle & Universal Joint
 - Extension Bars - 75 & 150mm
 - Adapters - 3/8Fx1/4M & 3/8Fx1/2M
- 1/2"Dr 12pt Sockets & Accessories**
- 10, 11, 12, 13, 14, 15, 16, 17, 18, 19, 20, 21, 22, 23, 24, 26, 27, 30 & 32mm
 - 3/8, 7/16, 1/2, 9/16, 5/8, 11/16, 3/4, 13/16, 7/8, 15/16, 1, 1-1/16, 1-1/8, 1-3/16 & 1-1/4"
 - Spark Plug Sockets - 5/8 & 13/16"
 - 45T Ratchet, Flex Handle & Universal Joint
 - Extension Bars - 75, 125 & 150mm
 - Adapter - 1/2Fx3/8M
- Wrenches**
- Combination ROE - 6, 7, 8, 9, 10, 11, 12, 13, 14, 15, 16, 17, 18, 19, 20, 21, 22, 23, 24, 25 & 26mm
 - 1/4, 5/16, 3/8, 7/16, 1/2, 9/16, 5/8, 11/16, 3/4, 13/16, 7/8, 15/16 & 1"
- Tools**
- Screwdrivers - 3.0x75, 5.5x100, 6.5x25, 6.5x100, 6.5x150 & 8.0x175mm
 - #0x60, #1x80, #2x25, #2x100, #2x150 & #3x175MM
 - Precision - 2.0x50, 2.5x50, 3.0x50, #0x50, #00x50 & #000x50mm
 - Impact Driver Set - Impact Driver 5, 6, 8, 9, #1, #2, #3, #4, Inhex 4, 5, 6 & 8mm
 - Magnetic Hex Keys - 1.27, 1.5, 2, 2.5, 3, 4, 4.5, 5, 5.5, 6, 7, 8 & 10mm
 - 0.05, 1/16, 5/64, 3/32, 7/64, 1/8, 9/64, 5/32, 3/16, 7/32, 1/4, 5/16 & 3/8"
 - Magnetic Torx - T10, T15, T20, T25, T27, T30, T40, T45 & T50
 - Hex Keys - 1.5, 2, 2.5, 3, 4, 5, 6, 8 & 10mm
 - 1/16, 5/64, 3/32, 1/8, 5/32, 3/16, 1/4, 5/16 & 3/8"
 - TORX - T10, T15, T20, T25, T27, T30, T40, T45 & T50
 - Pliers - Combination, Long Nose, Locking, Multigrips and Circlips (4)
 - Cutters - Diagonal
 - Adjustable Wrenches x 4
 - Hammers - Ball Pein x 3, Dead Blow, Soft/Hard Head
 - Bit Set - 67pc
 - Ratchet Bit Set - 31pc
 - Pin Punch & Chisel Set - 10pc
 - Hacksaw, Retractable Knife & Tape Measure
 - Telescoping Inspection Mirror and Pick-Up Tools
 - Magnetic Parts Tray & Tool Box Drawer Trays x 3
 - Circuit Tester & Digital Multimeter
 - Screw Extractor - 5pc & Pick Set - 4pc
 - Pry Bar Set - 4pc, Tweezer Set - 4pc
 - Thread File - Metric/SAE
 - 7 Drawer (890w) Offroad Steel Tool Box

CONTENTS GUIDE:



30%
THICKER STEEL

371PC METRIC/SAE
CUSTOM SERIES FIELD
SERVICE TOOL KIT

Model No.	COLOR
SP50215	WHITE/BLACK

DIMENSIONS:

- 7 Drawer Off Road Series Field Service Heavy-duty Tool Box
28.7" w x 20" d x 25.98" h
- 3 Drawers 6.88" w x 15.86" d x 2.48" h
 - 2 Drawers 22.44" w x 15.86" d x 2.48" h
 - 2 Drawers 522.44" w x 15.86" d x 3.22" h

FEATURES:



CONTENTS GUIDE:




CONTENTS:

- 1/4"Dr 12pt Sockets & Accessories**
- 4, 5, 6, 7, 8, 9, 10, 11, 12, 13 & 14mm
 - 3/16, 7/32, 1/4, 9/32, 5/16, 11/32, 3/8, 7/16 & 1/2"
 - 45T Ratchet & Flex Handle
 - Extension Bars - 50 & 150mm
- 3/8"Dr 12pt Sockets & Accessories**
- 8, 10, 11, 12, 13, 14, 15, 16, 17, 18 & 19mm
 - 5/16, 3/8, 7/16, 1/2, 9/16, 5/8, 11/16 & 3/4"
 - Spark Plug Sockets - 5/8 & 13/16"
 - 45T Ratchet & Flex Handle
 - Extension Bars - 75 & 150mm
 - Adapters - 3/8Fx1/4M & 3/8Fx1/2M
- 1/2"Dr 12pt Sockets & Accessories**
- 10, 11, 12, 13, 14, 15, 16, 17, 18, 19, 20, 21, 22, 23, 24, 25 & 26mm
 - 3/8, 7/16, 1/2, 9/16, 5/8, 11/16, 3/4, 13/16, 7/8, 15/16 & 1"
 - 45T Ratchet & Flex Handle
 - Extension Bars - 125 & 250mm
 - Adapter - 1/2Fx3/8M
- Wrenches**
- Combination ROE - 6, 7, 8, 9, 10, 11, 12, 13, 14, 15, 16, 17, 18, 19, 20, 21, 22, 23, 24, 25, 26, 27, 30 & 32mm
 - 1/4, 5/16, 3/8, 7/16, 1/2, 9/16, 5/8, 11/16, 3/4, 13/16, 7/8, 15/16, 1, 1-1/16, 1-1/8 & 1-1/4"
- Tools**
- Screwdrivers - 3.0x75, 5.5x100, 6.5x25, 6.5x100, 6.5x150 & 8.0x175mm
 - #0x60, #1x80, #2x25, #2x100, #2x150 & #3x175MM
 - Precision - 2.0x50, 2.5x50, 3.0x50, #0x50, #00x50 & #000x50mm
 - Impact Driver Set - Impact Driver 5, 6, 8, 9, #1, #2, #3, #4, Inhex 4, 5, 6 & 8mm
 - Magnetic Hex Keys - 1.27, 1.5, 2, 2.5, 3, 4, 4.5, 5, 5.5, 6, 7, 8 & 10mm
 - 0.05, 1/16, 5/64, 3/32, 7/64, 1/8, 9/64, 5/32, 3/16, 7/32, 1/4, 5/16 & 3/8"
 - Magnetic Torx - T10, T15, T20, T25, T27, T30, T40, T45 & T50
 - Hex Keys - 1.5, 2, 2.5, 3, 4, 5, 6, 8 & 10mm
 - 1/16, 5/64, 3/32, 1/8, 5/32, 3/16, 1/4, 5/16 & 3/8"
 - TORX - T10, T15, T20, T25, T27, T30, T40, T45 & T50
 - Pliers - Combination, Long Nose, Locking, Multigrips and Circlips (4)
 - Cutters - Diagonal
 - Adjustable Wrenches x 4
 - Hammers - Ball Pein x 3, Dead Blow, Soft/Hard Head
 - Bit Set - 67pc
 - Ratchet Bit Set - 31pc
 - Pin Punch & Chisel Set - 10pc
 - Hacksaw, Retractable Knife & Tape Measure
 - Telescoping Inspection Mirror and Pick-Up Tools
 - Magnetic Parts Tray
 - Circuit Tester & Digital Multimeter
 - Screw Extractor - 5pc & Pick Set - 4pc
 - Pry Bar Set - 4pc, Tweezer Set - 4pc
 - Thread File - Metric/SAE
 - 7 Drawer (890w) Offroad Steel Tool Box

Images are for illustration purposes only, contents may vary.

FEATURES:



CONTENTS:

- 1/4"Dr 12pt Sockets & Accessories**
- 4, 5, 6, 7, 8, 9, 10, 11, 12, 13 & 14mm
 - 3/16, 7/32, 1/4, 9/32, 5/16, 11/32, 3/8, 7/16 & 1/2"
 - 45T Ratchet & Flex Handle
 - Extension Bars - 50 & 150mm
- 3/8"Dr 12pt Sockets & Accessories**
- 8, 10, 11, 12, 13, 14, 15, 16, 17, 18 & 19mm
 - 5/16, 3/8, 7/16, 1/2, 9/16, 5/8, 11/16 & 3/4"
 - Spark Plug Sockets - 5/8 & 13/16"
 - 45T Ratchet & Flex Handle
 - Extension Bars - 75 & 150mm
 - Adapters - 3/8Fx1/4M & 3/8Fx1/2M
- 1/2"Dr 12pt Sockets & Accessories**
- 10, 11, 12, 13, 14, 15, 16, 17, 18, 19, 20, 21, 22, 23, 24, 25 & 26mm
 - 3/8, 7/16, 1/2, 9/16, 5/8, 11/16, 3/4, 13/16, 7/8, 15/16 & 1"
 - 45T Ratchet & Flex Handle
 - Extension Bars - 125 & 250mm
 - Adapter - 1/2Fx3/8M
- 3/4"Dr 12pt Sockets & Accessories**
- 19, 22, 24, 27, 30, 32, 36, 38, 41, 46, 50 & 55mm
 - 3/4, 13/16, 7/8, 15/16, 1, 1-1/16, 1-1/8, 1-3/16, 1-1/4, 1-5/16, 1-3/8, 1-7/16, 1-1/2, 1-5/8 & 1-7/8"
 - 24T Ratchet & Flex Handle
 - Extension Bars - 200 & 400mm
 - Universal Join & Extendable Handle
- Wrenches**
- Combination ROE - 6, 7, 8, 9, 10, 11, 12, 13, 14, 15, 16, 17, 18, 19, 20, 21, 22, 23, 24, 25, 26, 27, 30 & 32mm
 - 1/4, 5/16, 3/8, 7/16, 1/2, 9/16, 5/8, 11/16, 3/4, 13/16, 7/8, 15/16, 1, 1-1/16, 1-1/8 & 1-1/4"
- Tools**
- Screwdrivers - 3.0x75, 5.5x100, 6.5x25, 6.5x100, 6.5x150 & 8.0x175mm
 - #0x60, #1x80, #2x25, #2x100, #2x150 & #3x175mm
 - Precision - 2.0x50, 2.5x50, 3.0x50, #0x50, #00x50 & #000x50mm
 - Impact Driver Set - Impact Driver 5, 6, 8, 9, #1, #2, #3, #4, Inhex 4, 5, 6 & 8mm
 - Ratchet Driver Set - Bit Driver, Phillips #1, #2 & #3 Bits, Slotted 4.5mm & 7mm Bits & TORX T15 & T20 Bits
 - Magnetic Hex Keys - 2, 2.5, 3, 4, 5, 6, 7, 8, 10, 12, 14, 17 & 19mm
 - 1/16, 5/64, 3/32, 1/8, 5/32, 3/16, 1/4, 5/16, 3/8, 1/2, 9/16, 5/8 & 3/4"
 - Magnetic TORX - T10, T15, T20, T25, T27, T30, T40, T45 & T50
 - Hex Keys - 1.5, 2, 2.5, 3, 4, 5, 6, 8 & 10mm
 - TORX - T10, T15, T20, T25, T27, T30, T40, T45 & T50
 - Bit Set Professional - 67pc
 - Ratchet Crimper Quick Change Kit 5pc
 - Adjustable Wrenches (4)
 - Hammers - Ball Pein (3), Dead Blow & Club Hammer
 - Pin Punch & Chisel Set - 10pc
 - Hacksaw, Folding Lock-Back Knife & Tape Measure
 - Telescoping Inspection Mirror and Pick-Up Tools
 - Pliers - Combination, Long Nose, Adjustable Joint, Locking and Circlips (4)
 - Cutters - Diagonal
 - LED Work Pocket Light
 - Magnetic Parts Tray
 - Thread Files (2pc)
 - Circuit Tester & Digital Multimeter
 - Screw Extractor (5pc), Pry Bar Set (4pc), Tweezer Set (4pc), Mini Brush Set (3pc) & Pick Set - 4pc
 - 7 Drawer Heavy-Duty Off Road Steel Tool Box

30%
THICKER STEEL

380PC METRIC/SAE
CUSTOM SERIES FIELD
SERVICE TOOL KIT

Model No.	COLOR
SP50218	WHITE/BLACK

DIMENSIONS:

- 7 Drawer Off Road Series Field Service Heavy-duty Tool Box**
28.70" w x 20" d x 25.98" h
- 3 Drawers 6.88" w x 15.86" d x 2.48" h
 - 2 Drawers 22.44" w x 15.86" d x 2.48" h
 - 2 Drawers 22.44" w x 15.86" d x 3.22" h

KIT INCLUDES
3/4"DR 12PT
SOCKETS &
ACCESSORIES



CONTENTS GUIDE:



166PC METRIC/SAE
CUSTOM SERIES WALL
CABINET TOOL KIT


Model No.	COLOR
SP50851	BLACK

DIMENSIONS:

- 1 Drawer Wall Tool Cabinet**
29.72" w x 12" d x 32.67" h (in)
(52.75" w with doors open)
- 1 Drawers 25.19" w x 10.62" d x 2.36" h



FEATURES:



CONTENTS:

- 1/4"Dr Sockets & Accessories**
- 12pt - 4, 5, 6, 7, 8, 9, 10, 11, 12 & 13mm
 - 12pt - 3/16, 7/32, 1/4, 9/32, 5/16, 11/32, 3/8, 7/16 & 1/2"
 - 45T Ratchet & Flex Handle
 - Extension Bars - 50 & 150mm
- 3/8"Dr Sockets & Accessories**
- 12pt - 8, 10, 11, 12, 13, 14, 15, 16, 17, 18 & 19mm
 - 12pt - 5/16, 3/8, 7/16, 1/2, 9/16, 5/8, 11/16 & 3/4"
 - Spark Plug Sockets - 5/8 & 13/16"
 - 45T Ratchet & Flex Handle
 - Extension Bars - 75 & 150mm
 - Adapters - 3/8Fx1/4M & 3/8Fx1/2M
- 1/2"Dr Sockets & Accessories**
- 12pt Deep - 10, 11, 12, 13, 14, 15, 16, 17, 19, 21, 22 & 24mm
 - 12pt Deep - 3/8, 7/16, 1/2, 9/16, 5/8, 11/16, 3/4, 13/16, 7/8, 15/16 & 1"
 - 45T Ratchet & Flex Handle
 - Extension Bars - 75 & 125mm
 - Adapters - 1/2Fx3/8M
- Wrenches**
- Combination - 8, 9, 10, 11, 12, 13, 14, 15, 16, 17, 18 & 19mm
 - 5/16, 3/8, 7/16, 1/2, 9/16, 5/8, 11/16, 3/4 & 7/8"
- Tools**
- Screwdrivers - 3.0x75, 5.5x100, 6.5x25, 6.5x100, 6.5x150 & 8.0x175mm
 - #0x60, #1x80, #2x25, #2x100, #2x150 & #3x175MM
 - Hex Keys - 1.5, 2, 2.5, 3, 4, 5, 6, 8 & 10mm
 - 1/16, 5/64, 3/32, 1/8, 5/32, 3/16, 1/4, 5/16 & 3/8"
 - TORX - T10, T15, T20, T25, T27, T30, T40, T45 & T50
 - Ratchet Driver Set - Bit Driver, Phillips #1, #2 & #3 Bits, Slotted 4.5mm & 7mm Bits & TORX T15 & T20 Bits
 - Pliers - Combination (2), Long Nose, Locking (2) & Multigrip
 - Cutters - Diagonal (2)
 - Adjustable Wrench (3)
 - Hammers - Ball Pein (2)
 - Hacksaw & Tape Measure
 - Pry Bar Set - 4pc
 - Custom Series Wall Cabinet

Internal Sliding Tool Board



CONTENTS GUIDE:



SP’S NEW RANGE OF KART IAME & ROK ENGINE TEAR DOWN AND MAINTENANCE TOOL KITS.



GENERAL KART MAINTENANCE
TOOL KIT

Model No.	COLOR
SP52300	BLACK

- Quad Combination Wrenches**
- 8, 10, 12 & 13mm
- 3/8"Dr Sockets and Accessories**
- (12pt) Sockets 10, 11, 12, 13, 14, 15, 16, 17, 18 & 19mm
 - Spark Plug Socket 13/16"
 - 45T Ratchet
 - Extension Wobble Bar 150mm
- Tools**
- Pliers Long Nose and Locking
 - Diagonal Cutters
 - Snap Ring Pliers Set
 - T-Handle Hex Key 2, 2.5, 3, 4, 5, 6, 8 & 10mm
 - Screwdrivers #2X100mm and 6.5X100mm
 - Hammer Dual Soft Face
 - Tire Gauge and Valve Core Tool
 - 5 Tray Race Technician Box



DUEL IAME & ROK ENGINE
TEAR DOWN TOOL KIT

Model No.	COLOR
SP52306	BLACK

- Quad Combination Wrenches**
- 10 & 19mm
- 3/8"Dr Sockets and Accessories**
- (12pt) Deep Sockets 11, 12, 13 & 17mm
 - Spark Plug Socket 13/16"
 - 45T Ratchet
- 1/2"Dr Sockets and Accessories**
- Impact Inhex Socket 12mm
 - Impact Deep Socket 24 & 27mm
 - Flex Handle 250mm
- Tools**
- T-Handle Hex Key 2, 2.5, 3, 4, 5, 6, 8 & 10mm
 - Pliers Combination
 - Diagonal Cutters
 - Screwdrivers #1x80mm, T20x100mm and 5.5x100mm
 - Pry Bar 3/8"x12"
 - O-Ring and Seal Pick
 - 5 Tray Race Technician Box

OFFICIAL PARTNER OF:

Karting Australia logo featuring a stylized green and black figure on a checkered background.

PROUD SUPPORTER OF:

Super Sprockets logo with the text "SUPPORTING AUSTRALIAN SPORTS" above it.



- DIMENSIONS:**
- 5 Tray Compact Technicians Tool Box**
14.17" w x 9.25" d x 11.02" h
- 4 Adjustable Trays 12.40" w x 3.54" d x 1.45" h
 - 1 Adjustable Base Compartment 13.77" w x 8.26" d x 4.52" h
- Adjustable tray dividers for customizing compartments
 - EVA insulate lined for extra protection
 - Aluminum ergonomic lock with key system for security
 - Wide opening case allows for easy & quick access to tools
 - High quality aluminum frame construction
 - Reinforced aluminum corners for extra strength & durability

133PC METRIC/SAE TOOL KIT

Model No.	Description
SP50027	1/4"Dr Sockets & Accessories <ul style="list-style-type: none">• 12pt - 4, 5, 6, 7, 8, 9, 10, 11, 12 & 13mm• 12pt - 3/16, 7/32, 1/4, 9/32, 5/16, 11/32, 3/8, 7/16 & 1/2"• 45T Ratchet & Flex Handle• Wobble Extension Bars - 50 & 150mm
	3/8"Dr Sockets & Accessories <ul style="list-style-type: none">• 12pt - 8, 10, 11, 12, 13, 14, 15, 16, 17, 18 & 19mm• 12pt - 5/16, 3/8, 7/16, 1/2, 9/16, 5/8, 11/16 & 3/4"• Spark Plug Sockets - 5/8 & 13/16"• 45T Ratchet & Flex Handle• Wobble Extension Bars - 75 & 150mm• Adapters - 3/8Fx1/4M & 3/8Fx1/2M
	1/2"Dr Sockets & Accessories <ul style="list-style-type: none">• 12pt - 10, 11, 12, 13, 14, 15, 16, 17, 18, 19, 20, 21, 22, 23, 24, 26, 27, 30 & 32mm• 12pt - 3/8, 7/16, 1/2, 9/16, 5/8, 11/16, 3/4, 13/16, 7/8, 15/16, 1, 1-1/16 & 1-1/8"• 45T Ratchet & Flex Handle• Wobble Extension Bars - 125 & 250mm• Adapter - 1/2Fx3/8M
	Wrenches <ul style="list-style-type: none">• Combination - 8, 10, 11, 12, 13, 14, 16, 17, 18 & 19mm• 5/16, 3/8, 7/16, 1/2, 9/16, 5/8, 11/16 & 3/4"
	Tools <ul style="list-style-type: none">• Screwdrivers - 3.0x75, 5.5x100 & 6.0x150 + #0x75, #1x80 & #2x150• Hex Keys - 1.5, 2, 2.5, 3, 4, 5, 6, 8 & 10mm- 1/16, 5/64, 3/32, 1/8, 5/32, 3/16, 1/4, 5/16 & 3/8"• Pliers - Combination• Cutters - Diagonal• Adjustable Wrench• Hammer - Ball Pein



EVA Foam Tray Included



EVA Foam Tray Included



Images are for illustration purposes only, contents may vary.
Kit Best Suits SP40101 Tool Box (pg 19)

100PC METRIC TOOL KIT

Model No.	Description
SP50028	1/4"Dr Sockets & Accessories <ul style="list-style-type: none">• 12pt - 4, 5, 6, 7, 8, 9, 10, 11, 12 & 13mm• 45T Ratchet & Flex Handle• Wobble Extension Bars - 50 & 150mm
	3/8"Dr Sockets & Accessories <ul style="list-style-type: none">• 12pt - 8, 10, 11, 12, 13, 14, 15, 16, 17, 18 & 19mm• 45T Ratchet & Flex Handle• Wobble Extension Bars - 75 & 150mm• Adapters - 3/8Fx1/4M, 3/8Fx1/2M• Spark Plug Sockets - 16 & 21mm
	1/2"Dr Sockets & Accessories <ul style="list-style-type: none">• 12pt - 10, 11, 12, 13, 14, 15, 16, 17, 18, 19, 20, 21, 22, 23, 24, 26, 27, 30 & 32mm• 45T Ratchet & Flex Handle• Wobble Extension Bars - 125 & 250mm• Adapter - 1/2Fx3/8M
	Wrenches <ul style="list-style-type: none">• Combination - 8, 9, 10, 11, 12, 13, 14, 15, 16, 17, 18 & 19mm• Geardrive - 8, 9, 10, 11, 12, 13, 14, 15, 16, 17, 18 & 19mm
	Tools <ul style="list-style-type: none">• Screwdrivers - 3.0x75, 5.5x100 & 6.0x150mm, #0x75, #1x75 & #2x150• Magnetic Hex Keys - 1.5, 2, 2.5, 3, 4, 5, 6, 8 & 10mm• Pliers - Combination• Cutters - Diagonal• Adjustable Wrench 250mm• Hammer - Ball Pein 16oz



EVA Foam Tray Included



EVA Foam Tray Included



Images are for illustration purposes only, contents may vary.
Kit Best Suits SP40101 Tool Box (pg 19)



EVA Foam Tray Included



EVA Foam Tray Included



Images are for illustration purposes only, contents may vary.
Kit Best Suits SP40101 Tool Box (pg 18)

137PC METRIC TOOL KIT

Model No.	Description
SP50029	1/4"Dr Sockets & Accessories <ul style="list-style-type: none">• 12pt - 4, 5, 6, 7, 8, 9, 10, 11, 12 & 13mm• 45T Ratchet & Flex Handle• Wobble Extension Bars - 50 & 150mm• TORX- T10, T15, T20 & T25• Inhex Bits - 3, 4, 5 & 6mm
	3/8"Dr Sockets & Accessories <ul style="list-style-type: none">• 12pt - 8, 10, 11, 12, 13, 14, 15, 16, 17, 18 & 19mm• 45T Ratchet & Flex Handle• Wobble Extension Bars - 75 & 150mm• Adapters - 3/8Fx1/4M, 3/8Fx1/2M• Spark Plug Sockets - 16 & 21mm"• TORX- T27, T30, T40, T45, T50, T55• 1/4M Adapter• Inhex Bits - 6, 7, 8, 9 & 10mm
	1/2"Dr Sockets & Accessories <ul style="list-style-type: none">• 12pt - 10, 11, 12, 13, 14, 15, 16, 17, 18, 19, 20, 21, 22, 23, 24, 26, 27, 30 & 32mm• 45T Ratchet & Flex Handle• Wobble Extension Bars - 125 & 250mm• Adapter - 1/2Fx3/8M
	Wrenches <ul style="list-style-type: none">• Combination - 8, 9, 10, 11, 12, 13, 14, 15, 16, 17, 18 & 19mm• Geardrive - 8, 9, 10, 11, 12, 13, 14, 15, 16, 17, 18 & 19mm Tools <ul style="list-style-type: none">• Screwdrivers - 3.0x75, 5.5x100, 6.5x38, 6.5x100, 6.0x150mm & 8.0x150mm- #0x75, #1x75, #2x38, #2x100, #2x150 & #3x150mm• Hex Keys - 1.5, 2, 2.5, 3, 4, 5, 6, 8 & 10mm• TORX Keys - T10, T15, T20, T25, T27, T30, T40, T45 & T50• Pliers - Combination, Long Nose & Curved Jaw Locking• Cutters - Diagonal• Adjustable Wrench - 250mm• Hammer - Ball Pein 16oz

65PC 3/8"DR TOOL KIT IN X-CASE

Model No.	Description
SP51204	3/8"Dr 12pt Sockets & Accessories <ul style="list-style-type: none">• 8, 9, 10, 11, 12, 13, 14, 15, 16, 17, 18, 19, 20, 21 & 22MM• 5/16, 3/8, 7/16, 1/2, 9/16, 5/8, 11/16, 3/4, 13/16 & 7/8"• 45T Ratchet• Flex Handle - 200mm• Wobble Extension Bars - 75 & 150mm• Spark Plug Sockets - 5/8 & 13/16"
	Tools <ul style="list-style-type: none">• Wrenches - 8, 10, 11, 12, 13, 14, 15, 16, 17, 18 & 19mm• Screwdrivers - 5.5x100, 6.5x100, #1x100, #2x100• Hex Keys - 1.5, 2, 2.5, 3, 3.5, 4, 4.5, 5 & 6mm-1/16, 5/64, 3/32, 1/8, 9/64, 5/32, 3/16 & 1/4"• Pliers - High Leverage Combination 200mm• Cutters - High Leverage Diagonal 140mm



60PC 1/2"DR TOOL KIT IN X-CASE

Model No.	Description
SP51205	1/2"Dr 12pt Sockets & Accessories <ul style="list-style-type: none">• 10, 11, 12, 13, 14, 15, 16, 17, 18 & 19MM• 7/16, 1/2, 9/16, 5/8, 11/16, 3/4, 13/16, 7/8, 15/16 & 1"• 45T Ratchet• Flex Handle - 200mm• Wobble Extension Bars - 125 & 200mm• Spark Plug Sockets - 5/8 & 13/16"
	Tools <ul style="list-style-type: none">• Wrenches - 8, 9, 10, 11, 12, 13, 14, 15, 17, 18 & 19mm• Screwdrivers - 5.5x100, 6.5x100, #1x100, #2x100• Hex Keys - 1.5, 2, 2.5, 3, 3.5, 4, 4.5, 5 & 6mm- 1/16, 5/64, 3/32, 1/8, 9/64, 5/32, 3/16 & 1/4"• Pliers - High Leverage Combination 175mm• Cutters - High Leverage Diagonal 150mm



THESE EVA INSERTS BEST SUIT THE SP40101 - 7 DRAWER CUSTOM SERIES TOOL BOX

- 7 DRAWERS 26.29" W X 12.44" D X 18.14" H
- 3 DRAWERS 6.29" W X 10.90" D X 1.57" H
 - 2 DRAWERS 22.44" W X 10.90" D X 1.57" H
 - 2 DRAWERS 22.44" W X 10.90" D X 2.75" H

- FEATURES:
- INTERNAL LOCKING SYSTEM FOR EXTRA SECURITY
 - HEAVY-DUTY 28 BALL-BEARING DRAWER SLIDES
 - ROBUST WALL CONSTRUCTION
 - DOUBLE POWDER COATING RESISTS SCRATCHING
 - FULL DRAWER EXTENSION CAPABILITIES




Page 19



X-CASE EXTREME DUTY IMPACT RESISTANT CASE

- FEATURES:
- SUPER WIDE FRONT LATCHES
 - STRENGTHENED HEAVY-DUTY HINGES
 - IMPACT RESISTANT POLYETHYLENE HEAVY-DUTY CASE

TEK LINE EVA FOAM TRAYS INCLUDING TOOLS



106PC METRIC ONLY EVA TEK LINE FOAM TRAY-SOCKET & ACCESSORIES INCLUDED

106PC METRIC ONLY EVA TEK LINE FOAM TRAY-SOCKET & ACCESSORIES INCLUDED

Model No.	Description
SP50007	1/4"Dr Sockets & Accessories <ul style="list-style-type: none">• 6pt - 4, 5, 6, 7, 8, 9, 10, 11, 12, 13 & 14mm• 6pt Deep - 4, 5, 6, 7, 8, 9, 10, 11, 12, 13 & 14mm• Hex Bit Sockets - 3, 4, 5, & 6• Torque Bit Sockets - 10, 15, 20 & 25• Phillips Bits - #2 & #3• Slotted Bits - 4 & 6• 60T Ratchet, Flex Handle, Spinner Handle & Universal Joint• Extension Bars - 50, 100 & 150mm• Adapter - 1/4Fx3/8M
	3/8"Dr Sockets & Accessories <ul style="list-style-type: none">• 12pt - 8, 9, 10, 11, 12, 13, 14, 15, 16, 17, 18, 19, 20, 21, 22, 23 & 24mm• 12pt Deep - 8, 9, 10, 11, 12, 13, 14, 15, 16, 17, 18, 19, 20, 21, 22, 23 & 24mm• Spark Plug Sockets - 16 & 21mm• Magnetic Spark Plug Socket - 14mm• E Torx - E6, E7, E8, E10, E11, E12, E14, E16 & E18• Hex Bits - 6, 7, 8, 9 & 10• Torque Bits - 27, 30, 40, 45 & 50• 60T Ratchet, Flex Handle & Universal Joint• Extension Bars - 75, 150 & 250mm• Adapters - 3/8Fx1/4M & 3/8Fx1/2M

Model No.	Description
SP50009	1/4"Dr Sockets & Accessories <ul style="list-style-type: none">• 6pt - 4, 5, 6, 7, 8, 9, 10, 11, 12, 13 & 14mm• 6pt Deep - 4, 5, 6, 7, 8, 9, 10, 11, 12, 13 & 14mm• Hex Bit Sockets - 3, 4, 5, & 6• Torque Bit Sockets - 10, 15, 20 & 25• Phillips Bits - #2 & #3• Slotted Bits - 4 & 6• 60T Ratchet, Flex Handle, Spinner Handle & Universal Joint• Extension Bars - 50, 100 & 150mm• Adapter - 1/4Fx3/8M
	3/8"Dr Sockets & Accessories <ul style="list-style-type: none">• 12pt - 8, 9, 10, 11, 12, 13, 14, 15, 16, 17, 18, 19, 20, 21, 22, 23 & 24mm• 12pt Deep - 8, 9, 10, 11, 12, 13, 14, 15, 16, 17, 18, 19, 20, 21, 22, 23 & 24mm• Spark Plug Sockets - 16 & 21mm• Magnetic Spark Plug Socket - 14mm• E Torx - E6, E7, E8, E10, E11, E12, E14, E16 & E18• Hex Bits - 6, 7, 8, 9 & 10• Torque Bits - 27, 30, 40, 45 & 50• 60T Ratchet, Flex Handle & Universal Joint• Extension Bars - 75, 150 & 250mm• Adapters - 3/8Fx1/4M & 3/8Fx1/2M



15PC METRIC ONLY EVA TEK LINE FOAM TRAY-SOCKET & ACCESSORIES INCLUDED

14PC METRIC ONLY EVA TEK LINE FOAM TRAY- IMPACT SOCKET & ACCESSORIES INCLUDED

Model No.	Description
SP50011	1/2"Dr Sockets & Accessories <ul style="list-style-type: none">• 19, 20, 21, 22, 23, 24, 27, 30, 32 & 36mm• 60T Ratchet, Flex Handle & Universal Joint• Extension Bars - 75 & 125mm

Model No.	Description
SP50014	1/2"Dr Impact Sockets & Accessories <ul style="list-style-type: none">• 10, 12, 13, 14 & 18mm• Impact Deep Wheel Nut - 14, 17, 19, 21, 22 & 24• Impact Extension Bars - 75 & 125mm• Impact Universal



29PC METRIC ONLY TEK LINE EVA FOAM WRENCHES

Model No.	Description
SP50019	Combination <ul style="list-style-type: none">• 6, 7, 8, 9, 10, 11, 12, 13, 14, 15, 16, 17, 18, 19, 20, 21, 22, 23, & 24mm Flare Nut <ul style="list-style-type: none">• 10x11mm, 12x13mm, 14x17mm & 19x22mm E-Star <ul style="list-style-type: none">• E6xE8, E10xE12, E14xE16 & E18xE20 Double Box <ul style="list-style-type: none">• 8x10mm & 9x11mm

PREMIUM METRIC/SAE EVA FOAM TRAYS INCLUDING TOOLS



105PC METRIC/SAE EVA FOAM TRAY-SOCKET & ACCESSORIES INCLUDED

25PC METRIC/SAE EVA FOAM QUAD DRIVE WRENCHES

Model No.	Description
SP50006M	1/4"Dr Sockets & Accessories <ul style="list-style-type: none">• 12pt - 4, 5, 6, 7, 8, 9, 10, 11, 12, 13 & 14mm• 12pt - 3/16, 7/32, 1/4, 9/32, 5/16, 11/32, 3/8, 7/16, 1/2 & 9/16"• 72T Ratchet, Flex Handle & Universal Joint• Wobble Extension Bars - 50 & 150mm
	3/8"Dr Sockets & Accessories <ul style="list-style-type: none">• 12pt - 6, 7, 8, 9, 10, 11, 12, 13, 14, 15, 16, 17, 18, 19, 20, 21 & 22mm• 12pt - 1/4, 5/16, 3/8, 7/16, 1/2, 9/16, 5/8, 11/16, 3/4, 13/16 & 7/8"• Spark Plug Sockets - 5/8 & 13/16"• 45T Ratchet, Flex Handle & Universal Joint• Wobble Extension Bars - 75 & 150mm• Adapters - 3/8Fx1/4M & 3/8Fx1/2M
	1/2"Dr Sockets & Accessories <ul style="list-style-type: none">• 12pt - 10, 11, 12, 13, 14, 15, 16, 17, 18, 19, 20, 21, 22, 23, 24, 26, 27, 30 & 32mm• 12pt - 3/8, 7/16, 1/2, 9/16, 5/8, 11/16, 3/4, 13/16, 7/8, 15/16, 1, 1-1/16, 1-1/8, 1-3/16 & 1-1/4"• Spark Plug Sockets - 5/8 & 13/16"• 45T Ratchet, Flex Handle & Universal Joint• Wobble Extension Bars - 75 & 125mm• Adapter - 1/2Fx3/8M

Model No.	Description
SP50017M	Combination Quad Drive <ul style="list-style-type: none">• 6, 7, 8, 9, 10, 11, 12, 13, 14, 15, 16, 17, 18 & 19mm• 1/4, 5/16, 3/8, 7/16, 1/2, 9/16, 5/8, 11/16, 3/4, 13/16 & 7/8"



26PC METRIC/SAE EVA FOAM
GEARDRIVE & FLARE WRENCHES

Model No.	Description
SP50021M	Geardrive <ul style="list-style-type: none">• 10, 11, 12, 13, 14, 15, 16, 17, 18 & 19mm• 5/16, 3/8, 7/16, 1/2, 9/16, 5/8, 11/16 & 3/4"
	Flex Flare <ul style="list-style-type: none">• 10x11, 12x13, 14x17 & 19x22mm• 3/8x7/16, 1/2x9/16, 5/8x11/16 & 3/4x7/8"



18PC METRIC/SAE EVA FOAM
RING WRENCHES

Model No.	Description
SP50026M	Flat Ring <ul style="list-style-type: none">• 8x10, 12x14, 13x15, 16x18 & 17x19mm• 5/16x3/8, 7/16x1/2, 9/16x5/8 & 11/16x3/4"
	15° Ring <ul style="list-style-type: none">• 8x10, 12x14, 13x15, 16x18 & 17x19mm• 5/16x3/8, 7/16x1/2, 9/16x5/8 & 11/16x3/4"



23PC METRIC ONLY EVA FOAM
ROE WRENCHES

Model No.	Description
SP50022	Combination <ul style="list-style-type: none">• 6, 7, 8, 9, 10, 11, 12, 13, 14, 15, 16, 17, 18, 19, 20, 21, 22, 23, & 24mm
	Flare Nut <ul style="list-style-type: none">• 10x11mm, 12x13mm, 14x17mm & 19x22mm



26PC METRIC ONLY EVA FOAM
ROE WRENCHES

Model No.	Description
SP50013	Combination <ul style="list-style-type: none">• 6, 7, 8x2, 9, 10x2, 11, 12x2, 13x2, 14x2, 15, 16, 17, 18, 19, 20, 21, 22, 23, 24, 25 & 26mm

METRIC ONLY EVA FOAM TRAYS INCLUDING TOOLS



70PC METRIC ONLY EVA FOAM
TRAY-SOCKET & ACCESSORIES INCLUDED

Model No.	Description
SP50001	1/4"Dr Sockets & Accessories <ul style="list-style-type: none">• 12pt - 4, 5, 6, 7, 8, 9, 10, 11, 12 & 13mm• 45T Ratchet, Flex Handle & Universal Joint• Extension Bars - 50, 100 & 150mm
	3/8"Dr Sockets & Accessories <ul style="list-style-type: none">• 12pt - 6, 7, 8, 9, 10, 11, 12, 13, 14, 15, 16, 17, 18, 19, 20, 21 & 22mm• 45T Ratchet, Flex Handle & Universal Joint• Extension Bars - 75, 150 & 250mm• Adapters - 3/8Fx1/4M, 3/8Fx1/2M• Spark Plug Sockets - 16 & 21mm



88PC METRIC ONLY EVA FOAM
TRAY-SOCKET & ACCESSORIES INCLUDED

Model No.	Description
SP50010	1/4"Dr Sockets & Accessories <ul style="list-style-type: none">• 6pt - 4, 5, 6, 7, 8, 9, 10, 11, 12 & 13mm• 6pt Deep - 4, 5, 6, 7, 8, 9, 10, 11, 12 & 13mm• 45T Ratchet, Flex Handle & Universal Joint• Extension Bars - 50 & 150mm
	3/8"Dr Sockets & Accessories <ul style="list-style-type: none">• 12pt - 6, 7, 8, 9, 10, 11, 12, 13, 14, 15, 16, 17, 18, 19, 20, 21 & 22mm• 12pt Deep - 10, 11, 12, 13, 14, 15, 16, 17, 18 & 19mm• 45T Ratchet, Flex Handle & Universal Joint• Extension Bars - 75 & 150mm• Adapters - 3/8Fx1/4M & 3/8Fx1/2M• Spark Plug Sockets - 16 & 21mm



81PC METRIC/SAE EVA FOAM
TRAY-SOCKET & ACCESSORIES INCLUDED

Model No.	Description
SP50003	1/4"Dr Sockets & Accessories <ul style="list-style-type: none">• 12pt - 4, 5, 6, 7, 8, 9, 10, 11, 12 & 13mm• 12pt - 3/16, 7/32, 1/4, 9/32, 5/16, 11/32, 3/8, 7/16 & 1/2"• 45T Ratchet & Flex Handle• Wobble Extension Bars - 50 & 150mm
	3/8"Dr Sockets & Accessories <ul style="list-style-type: none">• 12pt - 8, 9, 10, 11, 12, 13, 14, 15, 16, 17, 18 & 19mm• 12pt - 5/16, 3/8, 7/16, 1/2, 9/16, 5/8, 11/16 & 3/4"• 45T Ratchet & Flex Handle• Wobble Extension Bars - 75 & 150mm




84PC METRIC/SAE EVA FOAM
TRAY-SOCKET & ACCESSORIES INCLUDED

Model No.	Description
SP50004	1/4"Dr Sockets & Accessories <ul style="list-style-type: none">• 12pt - 4, 5, 6, 7, 8, 9, 10, 11, 12, 13 & 14mm• 12pt - 3/16, 7/32, 1/4, 9/32, 5/16, 11/32, 3/8, 7/16 & 1/2"• 45T Ratchet & Flex Handle• Wobble Extension Bars - 50 & 150mm
	3/8"Dr Sockets & Accessories <ul style="list-style-type: none">• 12pt - 8, 10, 11, 12, 13, 14, 15, 16, 17, 18 & 19mm• 12pt - 5/16, 3/8, 7/16, 1/2, 9/16, 5/8, 11/16 & 3/4"• Spark Plug Sockets - 5/8 & 13/16"• 45T Ratchet & Flex Handle• Wobble Extension Bars - 75 & 150mm• Adapters - 3/8Fx1/4M & 3/8Fx1/2M



103PC METRIC/SAE EVA FOAM TRAY-SOCKET & ACCESSORIES INCLUDED

Model No.	Description
SP50005	1/4"Dr Sockets & Accessories <ul style="list-style-type: none">• 12pt - 4, 5, 6, 7, 8, 9, 10, 11, 12 & 13mm• 12pt - 3/16, 7/32, 1/4, 9/32, 5/16, 11/32, 3/8, 7/16 & 1/2"• 45T Ratchet, Flex Handle & Universal Joint• Extension Bars - 50 & 150mm
	3/8"Dr Sockets & Accessories <ul style="list-style-type: none">• 12pt - 6, 7, 8, 9, 10, 11, 12, 13, 14, 15, 16, 17, 18, 19, 20, 21 & 22mm• 12pt - 1/4, 5/16, 3/8, 7/16, 1/2, 9/16, 5/8, 11/16, 3/4, 13/16 & 7/8"• Spark Plug Sockets - 5/8 & 13/16"• 45T Ratchet, Flex Handle & Universal Joint• Extension Bars - 75 & 150mm• Adapters - 3/8Fx1/4M & 3/8Fx1/2M
	1/2"Dr Sockets & Accessories <ul style="list-style-type: none">• 12pt - 10, 11, 12, 13, 14, 15, 16, 17, 18, 19, 20, 21, 22, 23, 24, 26, 27, 30 & 32mm• 12pt - 3/8, 7/16, 1/2, 9/16, 5/8, 11/16, 3/4, 13/16, 7/8, 15/16, 1, 1-1/16, 1-1/8, 1-3/16 & 1-1/4"• 45T Ratchet, Flex Handle & Universal Joint• Extension Bars - 75 & 125mm• Spark Plug Sockets - 5/8 & 13/16"• Adapter - 1/2Fx3/8M



122PC METRIC/SAE EVA FOAM TRAY-SOCKET & ACCESSORIES INCLUDED

Model No.	Description
SP50008	1/4"Dr 12pt Sockets & Accessories <ul style="list-style-type: none">• 4, 5, 6, 7, 8, 9, 10, 11, 12 & 13MM• 3/16, 7/32, 1/4, 9/32, 5/16, 11/32, 3/8, 7/16 & 1/2"• 45T Ratchet, Flex Handle & Universal Joint• Extension Bars - 50 & 150mm
	3/8"Dr 12pt Sockets & Accessories <ul style="list-style-type: none">• 6, 7, 8, 9, 10, 11, 12, 13, 14, 15, 16, 17, 18, 19, 20, 21 & 22MM• Deep - 10, 11, 12, 13, 14, 15, 16, 17, 18 & 19mm- 1/4, 5/16, 3/8, 7/16, 1/2, 9/16, 5/8, 11/16, 3/4, 13/16 & 7/8"• Deep - 5/16, 3/8, 7/16, 1/2, 9/16, 5/8, 11/16 & 3/4"• Spark Plug Sockets - 5/8 & 13/16"• 45T Ratchet, Flex Handle & Universal Joint• Extension Bars - 75 & 150mm• Adapters - 3/8Fx1/4M & 3/8Fx1/2M
	1/2"Dr 12pt Sockets & Accessories <ul style="list-style-type: none">• 10, 11, 12, 13, 14, 15, 16, 17, 18, 19, 20, 21, 22, 23, 24, 26, 27, 30 & 32MM• 3/8, 7/16, 1/2, 9/16, 5/8, 11/16, 3/4, 13/16, 7/8, 15/16, 1, 1-1/16, 1-1/8, 1-3/16 & 1-1/4"• Spark Plug Sockets - 5/8 & 13/16"• 45T Ratchet, Flex Handle & Universal Joint• Extension Bars - 75, 125 & 150mm• Adapter - 1/2Fx3/8M



32PC METRIC/SAE EVA FOAM TRAY-SOCKET & ACCESSORIES INCLUDED

Model No.	Description
SP50000	3/4"Dr 12pt Sockets & Accessories <ul style="list-style-type: none">• 19, 22, 24, 27, 30, 32, 36, 38, 41, 46, 50 & 55mm• 3/4, 13/16, 7/8, 15/16, 1, 1-1/16, 1-1/8, 1-3/16, 1-1/4, 1-5/16, 1-3/8, 1-7/16, 1-1/2, 1-5/8 & 1-7/8"• 24T Ratchet• Flex Handle - 450mm• Extension Bars - 200 & 400mm• Extendable Handle - 450 to 750mm• Universal Joint



15PC METRIC/SAE EVA FOAM ROE WRENCHES

Model No.	Description
SP50016	Combination <ul style="list-style-type: none">• 20, 21, 22, 23, 24, 25, 26, 27, 30 & 32mm• 15/16, 1, 1-1/16, 1-1/8 & 1-1/4"



34PC METRIC/SAE EVA FOAM WRENCHES

Model No.	Description
SP50018	Combination ROE <ul style="list-style-type: none">• 6, 7, 8, 9, 10, 11, 12, 13, 14, 15, 16, 17, 18, 19, 20, 21, 22, 23, 24, 25 & 26mm• 1/4, 5/16, 3/8, 7/16, 1/2, 9/16, 5/8, 11/16, 3/4, 13/16, 7/8, 15/16 & 1"



25PC METRIC/SAE EVA FOAM ROE WRENCHES

Model No.	Description
SP50015	Combination <ul style="list-style-type: none">• 6, 7, 8, 9, 10, 11, 12, 13, 14, 15, 16, 17, 18 & 19mm• 1/4, 5/16, 3/8, 7/16, 1/2, 9/16, 5/8, 11/16, 3/4, 13/16 & 7/8"



26PC METRIC/SAE EVA FOAM FLARE & GEARDRIVE WRENCHES

Model No.	Description
SP50020	Flare Nut <ul style="list-style-type: none">• 10x11, 12x13, 14x17 & 19x22• 3/8x7/16, 1/2x9/16, 5/8x11/16 & 3/4x7/8" Geardrive <ul style="list-style-type: none">• 10, 11, 12, 13, 14, 15, 16, 17, 18 & 19mm• 5/16, 3/8, 7/16, 1/2, 9/16, 5/8, 11/16 & 3/4"

• EVA HI-DENSITY FOAM TOOL STORAGE SYSTEMS OFFER EXTRA PROTECTION FOR YOUR SP TOOLS

• EASY IDENTIFICATION

• THE DESIGN OF SP EVA FOAM INSERTS IS A REGISTERED TRADE MARK

THEY INCLUDE REGISTRATION NUMBERS 1233495, 1233469 & 1233466




CONCEPT SERIES (METRIC ONLY) EVA FOAM TOOL STORAGE SYSTEM

Model No.	Description
SP50903	Metric Only Foam Tray - Concept Series




CONCEPT SERIES EVA FOAM TOOL STORAGE SYSTEM

Model No.	Description
SP50904	Foam Tray - Concept Series Metric/SAE




CUSTOM SERIES EVA FOAM TOOL STORAGE SYSTEM

Model No.	Description
SP50905	Foam Tray - Concept Series Metric/SAE



OFFROAD SOCKET & ACCESSORY EVA FOAM TOOL STORAGE SYSTEM

Model No.	Description
SP50908	Foam Tray - Concept Series Metric/SAE



SOCKET & ACCESSORY EVA FOAM TOOL STORAGE SYSTEM

Model No.	Description
SP50900	Foam Tray - SP Tool Boxes Metric/SAE



(METRIC ONLY) EVA FOAM TOOL STORAGE SYSTEM

Model No.	Description
SP50913	Foam Tray - SP Tool Boxes Metric



WRENCH EVA FOAM TOOL STORAGE SYSTEM

Model No.	Description
SP50915	Foam Tray - SP Tool Boxes Metric/SAE



WRENCH EVA FOAM TOOL STORAGE SYSTEM

Model No.	Description
SP50916	Foam Tray - SP Tool Boxes Metric/SAE



OFFROAD WRENCH EVA FOAM TOOL STORAGE SYSTEM

Model No.	Description
SP50918	Foam Tray - Offroad Series Metric/SAE



FLARE & GEARDRIVE WRENCH EVA FOAM TOOL STORAGE SYSTEM

Model No.	Description
SP50920	Foam Tray - SP Tool Boxes Metric/SAE

3 SP SOCKETS & ACCESSORIES

SECTION INDEX

MULTIPLE DRIVE //

RAIL SETS:

1/4" & 3/8" Drive Inhex Rail Set	104
1/4" & 3/8" Drive Torx Rail Set	105

SOCKET SETS:

1/4, 3/8 & 1/2" Dr Metric/SAE	96
1/4" & 3/8" Drive X-Case	97

1/4" DRIVE //

INDIVIDUAL SOCKETS & ACCESSORIES:

Standard Sockets	106
Deep Sockets	106
Inhex Sockets	106
Torx Sockets	106
Extension Bars	107
Universal Joints	107
Flex Handle	107
Sliding T-Bars	107
Ratchets	108

RAIL SETS:

1/4" Drive Standard	101
1/4" Drive Deep	101
1/4" Drive Rails Only	101
1/4" Drive Inhex	104

SOCKET SETS:

1/4" Drive Metric/SAE	98
-----------------------------	----

3/8" DRIVE //

INDIVIDUAL SOCKETS & ACCESSORIES:

Standard Sockets	109
Deep Sockets	109
Spark Plug Sockets	109
E-Torx Sockets	110
Inhex Sockets	110
Torx Sockets	110
Extension Bars	110
Universal Joints	110
Socket Adapters	110
Flex Handle	111
Sliding T-Bars	111
Ratchets	111

RAIL SETS:

3/8" Drive Standard	102
3/8" Drive Deep	102
3/8" Drive Rails Only	102
3/8" Drive Inhex	104

SOCKET SETS:

3/8" Drive Metric/SAE	99
3/8" Drive Metric/SAE Motorsport	95
3/8" Magnetic Spark Plug Spline Set ..	110

1/2" DRIVE //

INDIVIDUAL SOCKETS & ACCESSORIES:

Standard Sockets	112
Deep Sockets	112
Spark Plug Sockets	112
Spline Sockets	112
Inhex Sockets Long	112
Inhex Sockets Short	113
Extension Bars	113
Universal Joints	113
Socket Adapters	113
Flex Handle	114
Ratchets	114

RAIL SETS:

1/2" Drive Standard	103
1/2" Drive Deep	103
1/2" Drive Rails Only	103
1/2" Drive Inhex	104
1/2" Drive Inhex/Spline	105

SOCKET SETS:

1/2" Drive Metric/SAE	100
1/2" Drive Metric/SAE in X-Case	97

3/4" DRIVE //

INDIVIDUAL SOCKETS & ACCESSORIES:

Standard Sockets	115
Extension Bars	115
Universal Joints	115
Socket Adapters	115
Flex Handle	115
Ratchets	115
Service Kits	115

SOCKET SETS:

3/4" Drive Metric/SAE	100
-----------------------------	-----

E-TORX SOCKETS & WRENCH SET //

E-Torx Sockets & Wrenches	105
---------------------------------	-----

T-HANDLE SOCKETS //

T-Handle Socket Sets	96
Individual T-Handle Sockets	96

WOBBLE EXTENSION BARS //

Wobble Extension Bar Set	96
--------------------------------	----



MULTI DRIVE SOCKET SET

FLAT DRIVE TECHNOLOGY OFFERS MAXIMUM CONTACT & GRIP
RATCHET TEETH ARE STRENGTHENED TO SUSTAIN APPLIED TORQUE
INNOVATIVE DESIGN FOR STRENGTH & DURABILITY

59PC 1/4", 3/8", 1/2" DR 12PT
METRIC/SAE SOCKET SET

Model No.
SP20280
Contents
1/4"Dr Sockets & Accessories <ul style="list-style-type: none">• 4, 5, 6, 7, 8, 9, 10, 11 & 12mm• 1/4, 9/32, 5/16, 11/32, 3/8, 7/16 & 1/2"• 45T Ratchet• Wobble Extension Bar - 50mm
3/8"Dr Sockets & Accessories <ul style="list-style-type: none">• 13, 14, 15, 16, 17, 18 & 19mm• 9/16, 5/8, 11/16 & 3/4"• Spark Plug Sockets - 5/8 & 13/16"• Inhex - 6, 7, 8, 9 & 10mm, 3/16, 7/32, 1/4, 5/16 & 3/8"• 45T Ratchet• Wobble Extension Bar - 75mm
1/2"Dr Sockets & Accessories <ul style="list-style-type: none">• 21, 22, 24, 27, 30 & 32mm• 13/16, 7/8, 15/16, 1, 1-1/16, 1-1/8 & 1-1/4"• 45T Ratchet• Flex Handle - 250mm• Wobble Extension Bar - 75mm



T-HANDLE SOCKET SETS



T-HANDLE SOCKET SET

Model No.	Description
SP20800	<ul style="list-style-type: none">• 9pc T-Handle Socket Set• 8, 9, 10, 11, 12, 13, 14, 17 & 19mm

T-HANDLE SOCKETS - INDIVIDUAL

Model No.	Size	Model No.	Size
SP20808	8mm	SP20813	13mm
SP20809	9mm	SP20814	14mm
SP20810	10mm	SP20817	17mm
SP20811	11mm	SP20819	19mm
SP20812	12mm		

MULTI-DRIVE WOBBLE EXTENSION BAR SET



WOBBLE BAR EXTENSION SET

Model No.	Description
SP20988	<p>9pc wobble Bar Extension Set</p> <ul style="list-style-type: none">• 1/4"Dr - 50, 100 & 250mm• 3/8"Dr - 50, 100 & 250mm• 1/2"Dr - 50, 100 & 250mm

DESIGNED & MANUFACTURED TO PROTECT YOUR VALUABLE SP TOOLS
IMPACT RESISTANT POLYETHYLENE CASE
HEAVY-DUTY HINGES & LATCHES

26PC 1/2" DR 12PT METRIC/SAE
SOCKET SET IN X-CASE

Model No.
SP20306
Contents
1/2"Dr 12pt Sockets & Accessories <ul style="list-style-type: none">10, 11, 12, 13, 14, 15, 16, 17, 18 & 19mm7/16, 1/2, 9/16, 5/8, 11/16, 3/4, 13/16, 7/8, 15/16 & 1"45T RatchetFlex Handle - 200mmWobble Extension Bars - 125 & 250mmSpark Plug Sockets - 5/8 & 13/16"



X-CASE EXTREME DUTY
IMPACT RESISTANT CASE

Features:

- Super wide front latches
- Strengthened Heavy-Duty hinges
- Impact resistant polyethylene Heavy-Duty case



42PC 1/4" & 3/8" DR 12PT METRIC/SAE
SOCKET SET IN X-CASE

Model No.
SP20601
Contents
1/4"Dr 12pt Sockets & Accessories <ul style="list-style-type: none">• 4, 5, 6, 7, 8, 9 & 10mm• 3/16, 7/32, 1/4, 9/32, 5/16, 11/32 & 3/8"• 45T Ratchet• Wobble Extension Bars - 50 & 150mm
3/8"Dr 12pt Sockets & Accessories <ul style="list-style-type: none">• 10, 11, 12, 13, 14, 15, 16, 17, 18 & 19mm• 3/8, 7/16, 1/2, 9/16, 5/8, 11/16 & 3/4"• 45T Ratchet• Flex Handle• Wobble Extension Bars - 75 & 150mm• Universal Joint• Spark Plug Sockets - 5/8 & 13/16"• Adapter 3/8Fx1/4M



X-CASE EXTREME DUTY
IMPACT RESISTANT CASE

Features:

- Super wide front latches
- Strengthened Heavy-Duty hinges
- Impact resistant polyethylene Heavy-Duty case





1/4" DR SOCKET SETS

CHROME VANADIUM STEEL FOR HIGH DURABILITY
FLAT DRIVE TECHNOLOGY TO MAXIMIZE GRIP
QUICK RELEASE SYSTEM FOR EASY SOCKET CHANGES
CUSHIONED GRIP HANDLE FOR OPERATER COMFORT
SPECIALLY STRENGTHED RATCHET GEAR TEETH TO SUSTAIN MAXIMUM APPLIED TORQUE





23PC 1/4" DR SOCKET SETS

Model No.	Description
SP20100	23PC 1/4" DR 12PT METRIC/SAE SOCKET SET 
SP20102	23PC 1/4" DR 6PT METRIC/SAE SOCKET SET 
Contents	
1/4"Dr Sockets & Accessories <ul style="list-style-type: none">• 4, 5, 6, 7, 8, 9, 10, 11, 12 & 13mm• 3/16, 7/32, 1/4, 9/32, 5/16, 11/32, 3/8, 7/16 & 1/2"• 45T Ratchet• Flex Handle - 145mm• Extension Bars - 50 & 150mm	





43PC 1/4" DR SOCKET SET

Model No.	Description
SP20101	43PC 1/4" DR 12 & 6PT METRIC/SAE SOCKET SET  
Contents	
1/4"Dr Sockets & Accessories <ul style="list-style-type: none">• 12pt - 4, 5, 6, 7, 8, 9, 10, 11, 12 & 13mm• 6pt Deep - 4, 5, 6, 7, 8, 9, 10, 11, 12 & 13mm• 12pt - 3/16, 7/32, 1/4, 9/32, 5/16, 11/32, 3/8, 7/16 & 1/2"• 12pt Deep - 3/16, 7/32, 1/4, 9/32, 5/16, 11/32, 3/8, 7/16 & 1/2"• 72T Ratchet• Flex Handle - 145mm• Extension Bars - 50 & 150mm• Universal Joint	



CHROME VANADIUM STEEL FOR HIGH DURABILITY
FLAT DRIVE TECHNOLOGY TO MAXIMIZE GRIP
QUICK RELEASE SYSTEM FOR EASY SOCKET CHANGES
CUSHIONED GRIP HANDLE FOR OPERATER COMFORT
SPECIALLY STRENGTHED RATCHET GEAR TEETH TO SUSTAIN MAXIMUM APPLIED TORQUE

3/8" DR SOCKET SETS

Model No.	Description
SP20200	32PC 3/8" DR 12PT METRIC/SAE SOCKET SET 
SP20202	32PC 3/8" DR 6PT METRIC/SAE SOCKET SET 
Contents	
3/8"Dr Sockets & Accessories <ul style="list-style-type: none">• 6, 7, 8, 9, 10, 11, 12, 13, 14, 15, 17, 19, 20, 21 & 22mm• 1/4, 5/16, 3/8, 7/16, 1/2, 9/16, 5/8, 11/16, 3/4, 13/16 & 7/8"• Spark Plug Sockets - 5/8 & 13/16"• 45T Ratchet• Flex Handle - 200mm• Extension Bar - 150mm• Universal Joint	



51PC 3/8" DR SOCKET SET

Model No.	Description
SP20201	51PC 3/8" DR 12 & 6PT METRIC/SAE SOCKET SET  
Contents	
3/8"Dr Sockets & Accessories <ul style="list-style-type: none">• 12pt - 6, 7, 8, 9, 10, 11, 12, 13, 14, 15, 16, 17, 18, 19, 20, 21 & 22mm• 12pt - 1/4, 5/16, 3/8, 7/16, 1/2, 9/16, 5/8, 11/16, 3/4, 13/16 & 7/8"• 6pt Deep - 10, 11, 12, 13, 14, 15, 16, 17, 18 & 19mm• 6pt Deep - 3/8, 7/16, 1/2, 9/16, 5/8, 11/16 & 3/4"• Spark Plug Sockets - 5/8 & 13/16"• 45T Ratchet• 72T Rotatable Ratchet• Flex Handle - 200mm• Extension Bars - 75 & 250mm• Universal Joint	



1/2" DR SOCKET SETS

CHROME VANADIUM STEEL FOR HIGH DURABILITY
 FLAT DRIVE TECHNOLOGY TO MAXIMIZE GRIP
 QUICK RELEASE SYSTEM FOR EASY SOCKET CHANGES
 CUSHIONED GRIP HANDLE FOR OPERATER COMFORT
 SPECIALLY STRENGTHED RATCHET GEAR TEETH TO SUSTAIN MAXIMUM APPLIED TORQUE



41PC 1/2" DR SOCKET SET

Model No.	Description
SP20300	41PC 1/2" DR 12PT METRIC/SAE SOCKET SET
Contents 1/2"Dr 12pt Sockets & Accessories • 10, 11, 12, 13, 14, 15, 16, 17, 18, 19, 20, 21, 22, 23, 24, 26, 27, 30 & 32mm • 3/8, 7/16, 1/2, 9/16, 5/8, 11/16, 3/4, 13/16, 7/8, 15/16, 1, 1-1/16, 1-1/8, 1-3/16 & 1-1/4" • Spark Plug Sockets - 5/8 & 13/16" • 45T Ratchet • Flex Handle - 250mm • Extension Bars - 125 & 250mm • Universal Joint	



3/4" DR SOCKET SETS

CHROME VANADIUM STEEL FOR HIGH DURABILITY
 FLAT DRIVE TECHNOLOGY TO MAXIMIZE GRIP



32PC 3/4" DR SOCKET SET

Model No.	Description
SP20400	32PC 3/4" DR 12PT METRIC/SAE SOCKET SET
Contents 3/4"Dr 12pt Sockets & Accessories • 19, 22, 24, 27, 30, 32, 36, 38, 41, 46, 50 & 55mm • 3/4, 13/16, 7/8, 15/16, 1, 1-1/16, 1-1/8, 1-3/16, 1-1/4, 1-5/16, 1-3/8, 1-7/16, 1-1/2, 1-5/8 & 1-7/8" • 24T Ratchet • Flex Handle - 450mm • Extension Bars - 200 & 400mm • Extendable Handle - 450 to 750mm • Universal Joint	



1/4" DR SOCKET RAIL SETS



10PC 1/4" DR METRIC SOCKET RAIL SETS

Model No.	Dr	Description
SP20132		• 4, 5, 6, 7, 8, 9, 10, 11, 12 & 13mm Sockets • 1 x Socket Rail
SP20130		• 4, 5, 6, 7, 8, 9, 10, 11, 12 & 13mm Sockets • 1 x Socket Rail



9PC 1/4" DR SAE SOCKET RAIL SETS

Model No.	Dr	Description
SP20133		• 3/16, 7/32, 1/4, 9/32, 5/16, 11/32, 3/8, 7/16 & 1/2" Sockets • 1 x Socket Rail
SP20131		• 3/16, 7/32, 1/4, 9/32, 5/16, 11/32, 3/8, 7/16 & 1/2" Sockets • 1 x Socket Rail



10PC 1/4" DR METRIC DEEP SOCKET RAIL SETS

Model No.	Dr	Description
SP20140		• 4, 5, 6, 7, 8, 9, 10, 11, 12 & 13mm Sockets • 1 x Socket Rail
SP20142		• 4, 5, 6, 7, 8, 9, 10, 11, 12 & 13mm Sockets • 1 x Socket Rail



9PC 1/4" DR SAE DEEP SOCKET RAIL SETS

Model No.	Dr	Description
SP20141		• 3/16, 7/32, 1/4, 9/32, 5/16, 11/32, 3/8, 7/16 & 1/2" Sockets • 1 x Socket Rail
SP20143		• 3/16, 7/32, 1/4, 9/32, 5/16, 11/32, 3/8, 7/16 & 1/2" Sockets • 1 x Socket Rail

1/4" DR SOCKET RAILS



Model No.	Description
SP201R	• 413mm/16" Socket Rail with 16x1/4" Drive Clips • Spring Loaded Clips Hold Sockets Firmly





Model No.	Description
SP201RQL	• 432mm/17" Socket Holder with 15x1/4" Drive Clips • Lock Socket on Rail by Turning to the Right Unlocked by Turning to the Left





Model No.	Description
SP201RM	• 200mm/8" Socket Holder with 10x1/4" Drive Clips • Magnetic Rail Base • Ball-bearing Holds socket firmly

3/8" DR SOCKET RAIL SETS





Model No.	Dr	Description
SP20230		• 10, 11, 12, 13, 14, 15, 16, 17, 18 & 19mm Sockets • 1 x Socket Rail
SP20232		• 10, 11, 12, 13, 14, 15, 16, 17, 18 & 19mm Sockets • 1 x Socket Rail





Model No.	Dr	Description
SP20231		• 5/16, 3/8, 7/16, 1/2, 9/16, 5/8, 11/16 & 3/4" Sockets • 1 x Socket Rail
SP20233		• 5/16, 3/8, 7/16, 1/2, 9/16, 5/8, 11/16 & 3/4" Sockets • 1 x Socket Rail



Model No.	Dr	Description
SP20240		• 10, 11, 12, 13, 14, 15, 16, 17, 18 & 19mm Sockets • 1 x Socket Rail
SP20242		• 10, 11, 12, 13, 14, 15, 16, 17, 18 & 19mm Sockets • 1 x Socket Rail



Model No.	Dr	Description
SP20241		• 5/16, 3/8, 7/16, 1/2, 9/16, 5/8, 11/16 & 3/4" Sockets • 1 x Socket Rail
SP20243		• 5/16, 3/8, 7/16, 1/2, 9/16, 5/8, 11/16 & 3/4" Sockets • 1 x Socket Rail

3/8" DR SOCKET RAILS



Model No.	Description
SP202R	• 413mm/16" Socket Rail with 16x3/8" Drive Clips • Spring Loaded Clips Hold Sockets Firmly





Model No.	Description
SP202RQL	• 432mm/17" Socket Holder with 15x3/8 Drive Clips • Lock Socket on Rail by Turning to the Right Unlocked by Turning to the Left





Model No.	Description
SP202RM	• 420mm Socket Holder with 14x3/8" Drive Clips • Magnetic Rail Base • Ball-bearing Holds socket firmly




Model No.	Dr	Description
SP20330		• 10, 11, 12, 13, 14, 15, 16, 17, 19, 21, 22 & 24mm Sockets • 1 x Socket Rail
SP20332		• 10, 11, 12, 13, 14, 15, 16, 17, 19, 21, 22 & 24mm Sockets • 1 x Socket Rail




Model No.	Dr	Description
SP20331		• 3/8, 7/16, 1/2, 9/16, 5/8, 11/16, 3/4, 13/16, 7/8, 15/16 & 1" Sockets • 1 x Socket Rail
SP20333		• 3/8, 7/16, 1/2, 9/16, 5/8, 11/16, 3/4, 13/16, 7/8, 15/16 & 1" Sockets • 1 x Socket Rail



Model No.	Dr	Description
SP20340		• 10, 11, 12, 13, 14, 15, 16, 17, 19, 21, 22 & 24mm Sockets • 1 x Socket Rail



Model No.	Dr	Description
SP20341		• 3/8, 7/16, 1/2, 9/16, 5/8, 11/16, 3/4, 13/16, 7/8, 15/16 & 1" Sockets • 1 x Socket Rail

1/2" DR SOCKET RAILS



Model No.	Description
SP203R	• 413mm/16" Socket Rail with 16x1/2" Drive Clips • Spring Loaded Clips Hold Sockets Firmly



Model No.	Description
SP203RQL	• 432mm/17" Socket Holder with 15x1/2 Drive Clips • Lock Socket on Rail by Turning to the Right Unlocked by Turning to the Left



Model No.	Description
SP203RM	• 450mm Socket Holder with 16x1/2" Drive Clips • Magnetic Rail Base • Ball-bearing Holds socket firmly

INHEX RAIL SETS



9PC 1/4" DR INHEX SOCKET RAIL SET

Model No.	Description
SP20540	<ul style="list-style-type: none">• 3, 4, 5 & 6 Sockets• 1/8, 5/32, 3/16, 7/32 & 1/4" Sockets• 1 x Socket Rail



10PC 3/8" DR INHEX SOCKET RAIL SET

Model No.	Description
SP20541	<ul style="list-style-type: none">• 6, 7, 8, 9 & 10mm Sockets• 3/16, 7/32, 1/4, 5/16 & 3/8" Sockets• 1 x Socket Rail



9PC 1/4" & 3/8" DR METRIC INHEX SOCKET RAIL SET

Model No.	Description
SP20545	<ul style="list-style-type: none">• 1/4"Dr - 3, 4, 5 & 6mm Sockets• 3/8"Dr - 6, 7, 8, 9 & 10mm Sockets• 1 x Socket Rail



10PC 1/4" & 3/8" DR SAE INHEX SOCKET RAIL SET

Model No.	Description
SP20546	<ul style="list-style-type: none">• 1/4"Dr - 1/8, 5/32, 3/16, 7/32 & 1/4" Sockets• 3/8"Dr - 3/16, 7/32, 1/4, 5/16 & 3/8" Sockets• 1 x Socket Rail



7PC 1/2"DR METRIC INHEX SOCKET RAIL SET

Model No.	Description
SP20561	<ul style="list-style-type: none">• 6, 7, 8, 10, 12, 14 & 17mm Short (55mm) Sockets• 1 x Socket Rail



9PC 1/2"DR SAE INHEX SOCKET RAIL SET

Model No.	Description
SP20563	<ul style="list-style-type: none">• 3/16, 7/32, 1/4, 9/32, 5/16, 3/8, 1/2, 9/16 & 5/8" Short (55mm) Sockets• 1 x Socket Rail



11PC 1/4" & 3/8" DR TORX® SOCKET SET

Model No.	Description
SP20440	<ul style="list-style-type: none">• 1/4" Dr - T10, T15, T20 & T25 Sockets• 3/8" Dr - T27, T30, T40, T45, T50 & T55 Sockets• 3/8" Fx1/4" M Adapter• 1 x Socket Rail



13PC 1/2"DR METRIC INHEX/SPLINE RAIL SET

Model No.	Description
SP20566	<ul style="list-style-type: none">• Inhex Short (55mm) - 6, 7, 8, 10, 12, 14 & 17mm• Spline Short (55mm) - 6mm• Inhex Long (140mm) - 8 & 10mm• Spline Long (100mm) - 8, 10 & 12mm• 1 x Socket Rail

16PC E TORX 3/8 inch DR SOCKET AND WRENCH SET

Model No.	Description
SP20210	<ul style="list-style-type: none">• 4pc E Torx Wrenches - E6xE8, E10xE12, E14xE16, E18xE20• 12pc E TORX Sockets - E4, E5, E6, E7, E8, E10, E11, E12, E14, E16, E18, E20



1/4" DR SOCKETS

1/4" METRIC SOCKETS



Size	6 Point		12 Point	
	Model No.	Model No.	Model No.	Model No.
4mm	SP21504	SP21004		
5mm	SP21505	SP21005		
6mm	SP21506	SP21006		
7mm	SP21507	SP21007		
8mm	SP21508	SP21008		
9mm	SP21509	SP21009		
10mm	SP21510	SP21010		
11mm	SP21511	SP21011		
12mm	SP21512	SP21012		
13mm	SP21513	SP21013		
14mm		SP21014		

1/4" SAE SOCKETS



Size	6 Point		12 Point	
	Model No.	Model No.	Model No.	Model No.
3/16"	SP21551	SP21051		
7/32"	SP21552	SP21052		
1/4"	SP21553	SP21053		
9/32"	SP21554	SP21054		
5/16"	SP21555	SP21055		
11/32"	SP21556	SP21056		
3/8"	SP21557	SP21057		
7/16"	SP21558	SP21058		
1/2"	SP21559	SP21059		

1/4" METRIC DEEP SOCKETS



Size	6 Point		12 Point	
	Model No.	Model No.	Model No.	Model No.
4mm	SP21404	SP21604		
5mm	SP21405	SP21605		
6mm	SP21406	SP21606		
7mm	SP21407	SP21607		
8mm	SP21408	SP21608		
9mm	SP21409	SP21609		
10mm	SP21410	SP21610		
11mm	SP21411	SP21611		
12mm	SP21412	SP21612		
13mm	SP21413	SP21613		
14mm	SP21414			

1/4" SAE DEEP SOCKETS



Size	6 Point		12 Point	
	Model No.	Model No.	Model No.	Model No.
3/16"	SP21451	SP21651		
7/32"	SP21452	SP21652		
1/4"	SP21453	SP21653		
9/32"	SP21454	SP21654		
5/16"	SP21455	SP21655		
11/32"	SP21456	SP21656		
3/8"	SP21457	SP21657		
7/16"	SP21458	SP21658		
1/2"	SP21459	SP21659		

1/4" DR METRIC INHEX SOCKETS



Model No.	Size
SP21203	3mm
SP21204	4mm
SP21205	5mm
SP21206	6mm

1/4" DR SAE INHEX SOCKETS



Model No.	Size
SP21251	1/8"
SP21252	5/32"
SP21253	3/16"
SP21254	7/32"
SP21255	1/4"

1/4" DR TORX® INHEX SOCKETS



Model No.	Size
SP21110	T10
SP21115	T15
SP21120	T20
SP21125	T25

1/4" DR SOCKET ACCESSORIES



1/4" DR EXTENSION BARS

Model No.	Description
SP21315	• 50mm Extension Bar
SP21317	• 150mm Extension Bar



1/4" DR UNIVERSAL JOINT

Model No.	Description
SP21320	• Universal Joint



1/4" DR WOBBLE EXTENSION BARS

Model No.	Description
SP21335	• 50mm Wobble Extension Bar
SP21336	• 150mm Wobble Extension Bar
SP21337	• 250mm Wobble Extension Bar



1/4" DR WOBBLE EXTENSION SET

Model No.	Description
SP21330	• 3pc 50mm, 150mm and 250mm



1/4" DR FLEX HANDLE

Model No.	Description
SP21311	• 145mm Flex Handle



1/4" DR SLIDING T-BAR

Model No.	Description
SP21328	• 200mm Sliding T-Bar



1/4" DR FLEX HANDLE

Model No.	Description
SP21310	• 145mm Flex Handle (Soft Grip)

1/4" DR SOCKET ACCESSORIES



1/4" DR MINI HEAD RATCHET

Model No.	Description
SP21301	• 60 Teeth Mini Head Ratchet



1/4" DR FLEXHEAD STUBBY RATCHET

Model No.	Description
SP21302	• 43 Teeth Flexhead Stubby Ratchet



1/4" DR RATCHET

Model No.	Description
SP21305	• 45 Teeth Ratchet



1/4" DR SWIVEL HEAD RATCHET

Model No.	Description
SP21306	• 72 Teeth Swivel Head Ratchet



1/4" DR CURVED RATCHET

Model No.	Description
SP21303	• 48 Teeth Curved Ratchet



1/4" DR COMPACT HEAD RATCHET

Model No.	Description
SP21304	• 72 Teeth Compact Head Ratchet



1/4" DR FLEXHEAD RATCHET

Model No.	Description
SP21300	• 72 Teeth Flexhead Ratchet



1/4" DR ROUND HEAD PRECISION RATCHET

Model No.	Description
SP21309	• 144 Teeth Round Head Precision Ratchet

3/8" DR SOCKETS

3/8" DR METRIC SOCKETS



		6 Point		12 Point	
Size	Model No.	Model No.	Size	Model No.	Model No.
6mm	SP22506	SP22006	15mm	SP22515	SP22015
7mm	SP22507	SP22007	16mm	SP22516	SP22016
8mm	SP22508	SP22008	17mm	SP22517	SP22017
9mm	SP22509	SP22009	18mm	SP22518	SP22018
10mm	SP22510	SP22010	19mm	SP22519	SP22019
11mm	SP22511	SP22011	20mm	SP22520	SP22020
12mm	SP22512	SP22012	21mm	SP22521	SP22021
13mm	SP22513	SP22013	22mm	SP22522	SP22022
14mm	SP22514	SP22014			

3/8" DR SAE SOCKETS



		6 Point		12 Point	
Size	Model No.	Model No.	Size	Model No.	Model No.
1/4"	SP22551	SP22051			
5/16"	SP22552	SP22052			
3/8"	SP22553	SP22053			
7/16"	SP22554	SP22054			
1/2"	SP22555	SP22055			
9/16"	SP22556	SP22056			
5/8"	SP22557	SP22057			
11/16"	SP22558	SP22058			
3/4"	SP22559	SP22059			
13/16"	SP22560	SP22060			
7/8"	SP22561	SP22061			

3/8" DR METRIC DEEP SOCKETS



		6 Point		12 Point	
Size	Model No.	Model No.	Size	Model No.	Model No.
8mm	SP22608	N/A			
10mm	SP22610	SP22410			
11mm	SP22611	SP22411			
12mm	SP22612	SP22412			
13mm	SP22613	SP22413			
14mm	SP22614	SP22414			
15mm	SP22615	SP22415			
16mm	SP22616	SP22416			
17mm	SP22617	SP22417			
18mm	SP22618	SP22418			
19mm	SP22619	SP22419			



3/8" DR SAE DEEP SOCKETS

		6 Point		12 Point	
Size	Model No.	Model No.	Size	Model No.	Model No.
5/16"	SP22651	SP22451			
3/8"	SP22652	SP22452			
7/16"	SP22653	SP22453			
1/2"	SP22654	SP22454			
9/16"	SP22655	SP22455			
5/8"	SP22656	SP22456			
11/16"	SP22657	SP22457			
3/4"	SP22658	SP22458			

3/8" DR SPARK PLUG SOCKETS



Model No.	Size
SP22491	5/8"
SP22492	13/16"
SP22494	16mm
SP22496	21mm

3/8" DR MAGNETIC SPARK PLUG SOCKETS



Model No.	Size
SP22484	14mm
SP22485	16mm

3/8" DR EXTRA LONG MAGNETIC SPARK PLUG SOCKETS



• Built-in strong magnetic insert, never drops spark plugs when working.

Model No.	Size
SP22487	14mm
SP22488	16mm

• 250mm Long
• Heat treated chrome vanadium steel

3/8" DR SOCKET ACCESSORIES

3/8" DR MAGNETIC SPARK PLUG SPLINE SOCKET SET

Model No.	Description
SP22499	<ul style="list-style-type: none">• 14mm-9/16"• 16mm-5/8"• 21mm-13/16"• 15° Universal Offset

3/8" DR E TORX® SOCKETS

Size	Model No.	Size	Model No.
E4	SP22164	E11	SP22171
E5	SP22165	E12	SP22172
E6	SP22166	E14	SP22174
E7	SP22167	E16	SP22176
E8	SP22168	E18	SP22178
E10	SP22170	E20	SP22180

3/8" DR METRIC INHEX SOCKETS

Model No.	Size
SP22206	6mm
SP22207	7mm
SP22208	8mm
SP22209	9mm
SP22210	10mm

3/8" DR SAE INHEX SOCKETS

Model No.	Size
SP22251	3/16"
SP22252	7/32"
SP22253	1/4"
SP22254	5/16"
SP22255	3/8"

3/8" DR TORX® INHEX SOCKETS

Model No.	Size
SP22127	T27
SP22130	T30
SP22140	T40
SP22145	T45
SP22150	T50
SP22155	T55

3/8" DR EXTENSION BARS

Model No.	Description
SP22315	• 75mm Extension Bar
SP22317	• 150mm Extension Bar
SP22316	• 250mm Extension Bar

3/8" DR WOBBLE EXTENSION BARS

Model No.	Description
SP22335	• 75mm Wobble Extension Bar
SP22336	• 150mm Wobble Extension Bar
SP22337	• 250mm Wobble Extension Bar

3/8" DR WOBBLE EXTENSION SET

Model No.	Description
SP22330	<ul style="list-style-type: none">• 3pc wobble extension bars• 75mm, 150mm and 250mm

3/8" DR UNIVERSAL JOINT & SOCKET ADAPTER

Model No.	Description
SP22320	• Universal Joint
SP22325	• 1/4M Socket Adapter
SP22326	• 1/2M Socket Adapter

3/8" DR SWIVEL HEAD RATCHET

Model No.	Description
SP22307	• 72 Teeth Stubby Swivel Head Ratchet

3/8" DR FLEXHEAD STUBBY RATCHET

Model No.	Description
SP22302	• 45 Teeth Flexhead Stubby Ratchet

3/8" DR RATCHET

Model No.	Description
SP22305	• 45 Teeth Ratchet

3/8" DR CURVED RATCHET

Model No.	Description
SP22303	• 48 Teeth Curved Ratchet

3/8" DR COMPACT HEAD RATCHET

Model No.	Description
SP22304	• 48 Teeth Compact Head Ratchet

3/8" DR FLEXHEAD RATCHET

Model No.	Description
SP22300	• 72 Teeth Flexhead Ratchet

3/8" DR FLEX HANDLE

Model No.	Description
SP22310	• 200mm Flex Handle (Soft Grip)

3/8" DR ROUND HEAD PRECISION RATCHET

Model No.	Description
SP22309	• 144 Teeth Round Head Precision Ratchet


3/8" DR FLEX HANDLE

Model No.	Description
SP22311	• 200mm Flex Handle



3/8" DR SLIDING T-BAR

Model No.	Description
SP22328	• 250mm Sliding T-Bar


1/2" DR SOCKETS





1/2" DR METRIC SOCKETS



Size	Model No.	Model No.	Size	Model No.	Model No.
10mm	SP23510	SP23010	20mm	SP23520	SP23020
11mm	SP23511	SP23011	21mm	SP23521	SP23021
12mm	SP23512	SP23012	22mm	SP23522	SP23022
13mm	SP23513	SP23013	23mm	SP23523	SP23023
14mm	SP23514	SP23014	24mm	SP23524	SP23024
15mm	SP23515	SP23015	25mm	SP23525	SP23025
16mm	SP23516	SP23016	26mm	SP23526	SP23026
17mm	SP23517	SP23017	27mm	SP23527	SP23027
18mm	SP23518	SP23018	30mm	SP23530	SP23030
19mm	SP23519	SP23019	32mm	SP23532	SP23032



1/2" DR SAE SOCKETS



Size	Model No.	Model No.	Size	Model No.	Model No.
3/8"	SP23553	SP23053	7/8"	SP23561	SP23061
7/16"	SP23554	SP23054	15/16"	SP23562	SP23062
1/2"	SP23555	SP23055	1"	SP23563	SP23063
9/16"	SP23556	SP23056	1-1/16"	SP23564	SP23064
5/8"	SP23557	SP23057	1-1/8"	SP23565	SP23065
11/16"	SP23558	SP23058	1-3/16"	SP23566	SP23066
3/4"	SP23559	SP23059	1-1/4"	SP23567	SP23067
13/16"	SP23560	SP23060			



1/2" DR SPLINE SOCKETS

Model No.	Size
SP23276	6mm
SP23278	8mm
SP23280	10mm
SP23282	12mm



1/2" DR SPARK PLUG SOCKETS

Model No.	Size
SP23491	5/8"
SP23492	13/16"



1/2" DR INHEX SOCKETS - LONG 140MM


Model No.	Size
SP23228	8mm
SP23230	10mm




1/2" DR METRIC DEEP SOCKETS



Size	Model No.
10mm	SP23410
11mm	SP23411
12mm	SP23412
13mm	SP23413
14mm	SP23414
15mm	SP23415
16mm	SP23416
17mm	SP23417
18mm	SP23418
19mm	SP23419
21mm	SP23421
22mm	SP23422
24mm	SP23424



1/2" DR SAE DEEP SOCKETS



Size	Model No.
3/8"	SP23453
7/16"	SP23454
1/2"	SP23455
9/16"	SP23456
5/8"	SP23457
11/16"	SP23458
3/4"	SP23459
13/16"	SP23460
7/8"	SP23461
15/16"	SP23462
1"	SP23463



1/2" DR METRIC INHEX SOCKETS - SHORT 55MM

Model No.	Size
SP23206	6mm
SP23207	7mm
SP23208	8mm
SP23210	10mm
SP23212	12mm
SP23214	14mm
SP23217	17mm



1/2" DR SAE INHEX SOCKETS - SHORT 55MM

Model No.	Size
SP23251	3/16"
SP23252	7/32"
SP23253	1/4"
SP23254	9/32"
SP23255	5/16"
SP23256	3/8"
SP23257	1/2"
SP23258	9/16"
SP23259	5/8"

1/2" DR SOCKET ACCESORIES



1/2" DR EXTENSION BARS

Model No.	Description
SP23315	• 75mm Extension Bar
SP23316	• 125mm Extension Bar
SP23317	• 250mm Extension Bar



1/2" DR WOBBLE EXTENSION BARS

Model No.	Description
SP23336	• 125mm Wobble Extension Bar
SP23337	• 250mm Wobble Extension Bar
SP23338	• 375mm Wobble Extension Bar



1/2" DR WOBBLE EXTENSION BAR SET

Model No.	Description
SP23330	• 3pc wobble extension bars • 125mm, 250mm and 375mm



1/2" DR UNIVERSAL JOINT & SOCKET ADAPTER

Model No.	Description
SP23320	• Universal Joint
SP23326	• 1/2" F x 3/8" M Adapter



1/2" DR RATCHET

Model No.	Description
SP23305	• 45 Teeth Ratchet



1/2" DR FLEX HANDLE

Model No.	Description
SP23310	• 250mm Flex Handle (Soft Grip)
SP23312	• 375mm Flex Handle (Soft Grip)



1/2" DR SWIVEL HEAD RATCHET

Model No.	Description
SP23306	• 72 Teeth Swivel Head Ratchet



1/2" DR RATCHET

Model No.	Description
SP23308	• 45 Teeth 500mm Long Ratchet



1/2" DR COMPACT HEAD RATCHET

Model No.	Description
SP23304	• 48 Teeth Compact Head Ratchet



1/2" DR FLEXHEAD STUBBY RATCHET

Model No.	Description
SP23302	• 43 Teeth Flexhead Stubby Ratchet



1/2" DR ROUND HEAD PERCISION RATCHET

Model No.	Description
SP23309	• 144 Teeth Round Head Precision Ratchet



1/2" DR CURVED RATCHET

Model No.	Description
SP23303	• 48 Teeth Curved Ratchet



1/2" DR FLEX HANDLE

Model No.	Description
SP23313	• 380mm Flex Handle



1/2" DR FLEXHEAD RATCHET

Model No.	Description
SP23300	• 72 Teeth Flexhead Ratchet



1/2" DR FLEX HANDLE WRENCH

Model No.	Description
SP23318	• 450mm
SP23319	• 600mm

3/4" DR SOCKETS & ACCESORIES

Size	Model No.	Size	Model No.	Size	Model No.	Size	Model No.
19mm	SP24019	36mm	SP24036	3/4"	SP24059	1-1/4"	SP24067
22mm	SP24022	38mm	SP24038	13/16"	SP24060	1-5/16"	SP24068
24mm	SP24024	41mm	SP24041	7/8"	SP24061	1-3/8"	SP24069
27mm	SP24027	46mm	SP24046	15/16"	SP24062	1-7/16"	SP24070
30mm	SP24030	50mm	SP24050	1"	SP24063	1-1/2"	SP24071
32mm	SP24032	55mm	SP24055	1-1/16"	SP24064	1-5/8"	SP24073
				1-1/8"	SP24065	1-3/4"	SP24075
				1-3/16"	SP24066	1-7/8"	SP24077

3/4" DR METRIC/SAE SOCKETS



3/4" DR RATCHET

Model No.	Description
SP24305	• 24 Teeth Ratchet



3/4" DR FLEX HANDLE

Model No.	Description
SP24310	• 475mm Flex Handle



450-750MM EXTENSION HANDLE

Model No.	Description
SP24325	• Extends 450-750mm • Suits 3/4"Dr Ratchet & Flex Handles



3/4" DR EXTENSION BARS

Model No.	Description
SP24315	• 200mm Extension Bar
SP24316	• 400mm Extension Bar



3/4" DR UNIVERSAL JOINT

Model No.	Description
SP24320	• 3/4 Universal Joint



3/4" DR RATCHET HEAD SERVICE KIT

Model No.
SP24305S
Description
• 24 Teeth Ratchet Head Service Kit



3/4" DR LOCKING CAM SERVICE KIT

Model No.
SP24325CK
Description
• Locking cam Service kit to Suit Extension Handle

4 SP IMPACT SOCKETS



SECTION INDEX

3/8" DRIVE //

INDIVIDUAL SOCKETS & ACCESSORIES:	
Standard Sockets	122
Deep Sockets	122
Inhex Sockets	123
Extension Bars	123
Universal Joints	123
Socket Adapters	123

RAIL SETS:	
3/8" Drive Standard	121
3/8" Drive Deep	121

1/2" DRIVE //

INDIVIDUAL SOCKETS & ACCESSORIES:	
Standard Sockets	124
Deep Sockets	124
Inhex Sockets Long	125
Wheel Nut Sockets	125
Torx Sockets	125
Flip Sockets	125
Extension Bars	125
Universal Joints	125
Socket Adapters	125

RAIL SETS:	
1/2" Drive Standard	121
1/2" Drive Deep	121
1/2" Wheel Nut Sockets	121

SOCKET SETS:	
Standard Sockets	118
Deep Sockets	118
Inhex Sockets Long	119
Torx Sockets	119
Tamper Spline Sockets	119

3/4" DRIVE //

INDIVIDUAL SOCKETS & ACCESSORIES:	
Standard Sockets	126
Deep Sockets	127
Inhex Sockets Long	126
Double Square	126
Bud Wheel	126
Extension Bars	127
Universal Joints	127
Socket Adapters	127

RAIL SETS:	
3/4" Double Square	121

SOCKET SETS:	
Standard Sockets	120
Deep Sockets	120

1" DRIVE //

INDIVIDUAL SOCKETS & ACCESSORIES:	
Standard Sockets	128
Deep Sockets	129
Inhex Sockets Long	130
Extension Bars	130
Universal Joints	130
Socket Adapters	130

SOCKET SETS:	
Standard Sockets	120

1-1/2" DRIVE //

INDIVIDUAL SOCKETS & ACCESSORIES:	
Standard Sockets	131
Deep Sockets	132
Extension Bars	131
Universal Joints	131
Socket Adapters	131

SOCKET SETS:	
Standard Sockets	120

2-1/2" DRIVE //

INDIVIDUAL SOCKETS & ACCESSORIES:	
Standard Sockets	133



1/2" DR IMPACT & DEEP IMPACT SOCKET SETS

USING PREMIUM QUALITY MOLYBDENUM STEEL, WE HAVE DEVELOPED A RANGE OF SOCKETS THAT CAN WITHSTAND THE EVER INCREASING IMPACT TORQUE THAT TODAY'S HIGH POWERED TOOLS PRODUCE

- FLAT DRIVE TECHNOLOGY TO MAXIMIZE GRIP
- MANUFACTURED TO DIN STANDARDS
- CHROME MOLYBDENUM STEEL FOR MAXIMUM STRENGTH (SCM440)
- WIDE RANGE FROM 3/8" TO 2-1/2"DR



1/2" DR 6PT IMPACT SOCKET SETS

Model No.	Description
SP20310	<ul style="list-style-type: none">• 15pc Metric• 10, 11, 12, 13, 14,15, 17, 18, 19, 21, 22 & 24mm Impact Sockets• 75mm + 125mm Impact Extension Bars• Impact Universal Joint
SP20315	<ul style="list-style-type: none">• 14pc SAE• 3/8, 7/16, 1/2, 9/16, 5/8, 11/16, 3/4, 13/16, 7/8,15/16 & 1" Impact Sockets• 75mm + 125mm Impact Extension Bars• Impact Universal Joint



1/2" DR 6PT DEEP IMPACT SOCKET SETS

Model No.	Description
SP20320	<ul style="list-style-type: none">• 15pc Metric• 10, 11, 12, 13, 14, 15, 17, 18, 19, 21, 22 & 24mm Deep Impact Sockets• 75mm + 125mm Impact Extension Bars• Impact Universal Joint
SP20325	<ul style="list-style-type: none">• 14pc SAE• 3/8, 7/16, 1/2, 9/16, 5/8, 11/16, 3/4, 13/16, 7/8, 15/16 & 1" Deep Impact Sockets• 75mm + 125mm Impact Extension Bars• Impact Universal Joint



1/2" DR INHEX IMPACT & TORX IMPACT SOCKET SETS

USING PREMIUM QUALITY MOLYBDENUM STEEL, WE HAVE DEVELOPED A RANGE OF SOCKETS THAT CAN WITHSTAND THE EVER INCREASING IMPACT TORQUE THAT TODAY'S HIGH POWERED TOOLS PRODUCE

- FLAT DRIVE TECHNOLOGY TO MAXIMIZE GRIP
- MANUFACTURED TO DIN STANDARDS
- CHROME MOLYBDENUM STEEL FOR MAXIMUM STRENGTH (SCM440)

1/2" DR INHEX IMPACT SOCKET SETS

Model No.	Description
SP20370	<ul style="list-style-type: none">• 9pc Metric• 4, 5, 6, 7, 8, 10, 12, 14 & 17mm Impact Sockets
SP20375	<ul style="list-style-type: none">• 9pc SAE• 3/16, 7/32, 1/4, 5/16, 3/8, 7/16, 1/2, 9/16 & 5/8" Impact Sockets



1/2" DR TORX IMPACT SOCKET SET

Model No.	Description
SP20380	<ul style="list-style-type: none">• 9pc T20, T25, T30, T40, T45, T50, T55, T60 & T70 Impact Sockets



1/2" DR TAMPER SPLINE IMPACT BIT SOCKET SET

Model No.	Description
SP20385	<ul style="list-style-type: none">• 4x 44mm (L): M12, M14, M16, M18• 4x 77mm (L): M12, M14, M16, M18



3/4" DR IMPACT SOCKET SETS



3/4" DR 6PT IMPACT SOCKET SETS

Model No.	Description
SP20410	• 8pc Metric • 24, 27, 30, 32, 34, 36, 41 & 46mm Impact Sockets
SP20415	• 8pc SAE • 1, 1-1/16, 1-1/8, 1-1/4, 1-5/16, 1-3/8, 1-7/16 & 1-1/2" Impact Sockets



3/4" DR 6PT DEEP IMPACT SOCKET SETS

Model No.	Description
SP20420	• 8pc Metric • 24, 27, 30, 32, 34, 36, 41 & 46mm Deep Impact Sockets
SP20425	• 8pc SAE • 1, 1-1/16, 1-1/8, 1-1/4, 1-5/16, 1-3/8, 1-7/16 & 1-1/2" Deep Impact Sockets



1" DR IMPACT SOCKET SETS



1" DR 6PT DEEP IMPACT SOCKET SETS

Model No.	Description
SP20510	• 9pc Metric • 27, 30, 32, 34, 36, 38, 41, 46 & 50mm Impact Sockets
SP20515	• 9pc SAE • 1, 1-1/8, 1-1/4, 1-3/8, 1-1/2, 1-5/8, 1-3/4, 1-7/8 & 2" Impact Sockets



3/8" DR IMPACT SOCKETS ON RAIL

3/8" DR 6PT IMPACT SOCKET RAIL SET

Model No.	Description
SP20250	• 10pc Metric • 10, 11, 12, 13, 14, 15, 16, 17, 18 & 19mm Impact Sockets • 1 x Socket Rail



3/8" DR 6PT DEEP IMPACT SOCKET RAIL SET

Model No.	Description
SP20260	• 10pc Metric • 10, 11, 12, 13, 14, 15, 16, 17, 18 & 19mm Impact Sockets • 1 x Socket Rail



1/2" DR IMPACT SOCKETS ON RAIL

1/2" DR 6PT IMPACT SOCKET RAIL SETS

Model No.	Description
SP20350	• 11pc Metric • 10, 12, 13, 14, 15, 17, 18, 19, 21, 22 & 24mm Impact Sockets • 1 x Socket Rail
SP20351	• 11pc SAE • 3/8, 7/16, 1/2, 9/16, 5/8, 11/16, 3/4, 13/16, 7/8, 15/16 & 1" Impact Sockets • 1 x Socket Rail



1/2" DR 6PT DEEP IMPACT SOCKET RAIL SETS

Model No.	Description
SP20360	• 11pc Metric • 10, 12, 13, 14, 15, 17, 18, 19, 21, 22 & 24mm Deep Impact Sockets • 1 x Socket Rail
SP20361	• 11pc SAE • 3/8, 7/16, 1/2, 9/16, 5/8, 11/16, 3/4, 13/16, 7/8, 15/16 & 1" Deep Impact Sockets • 1 x Socket Rail



1/2" DR 6PT WHEEL NUT IMPACT SOCKET RAIL SET

Model No.	Description
SP20390	• 10pc Metric • 15, 17, 19, 21 & 22mm Impact Sockets • 1 x Socket Rail

• Hardened, tempered and anodized for corrosion resistance
• Sockets are sleeved to protect alloy wheels and nuts
• Color coded for easy size selection 1/2 sq. drive



3/4" DR IMPACT SOCKETS ON RAIL

3/4" DR DOUBLE SQUARE IMPACT SOCKET RAIL SETS

Model No.	Description
SP20470	• 3pc • 17, 19 and 21mm Square Impact Sockets • 1 x Socket Rail



3/8" DR IMPACT SOCKET & DEEP IMPACT SOCKETS



3/8" DR METRIC IMPACT SOCKETS



- Chrome molybdenum
- Flat drive technology
- Manufactured to DIN standards

Model No.	Size	Model No.	Size	Model No.	Size	Model No.	Size
SP22707	7mm	SP22711	11mm	SP22715	15mm	SP22719	19mm
SP22708	8mm	SP22712	12mm	SP22716	16mm	SP22720	20mm
SP22709	9mm	SP22713	13mm	SP22717	17mm	SP22721	21mm
SP22710	10mm	SP22714	14mm	SP22718	18mm	SP22722	22mm



3/8" DR SAE IMPACT SOCKETS



- Chrome molybdenum
- Flat drive technology
- Manufactured to DIN standards

Model No.	Size	Model No.	Size	Model No.	Size	Model No.	Size
SP22751	1/4"	SP22754	7/16"	SP22757	5/8"	SP22760	13/16"
SP22752	5/16"	SP22755	1/2"	SP22758	11/16"	SP22761	7/8"
SP22753	3/8"	SP22756	9/16"	SP22759	3/4"		



3/8" DR METRIC DEEP IMPACT SOCKETS



- Chrome molybdenum
- Flat drive technology
- Manufactured to DIN standards

Model No.	Size	Model No.	Size	Model No.	Size	Model No.	Size
SP22807	7mm	SP22811	11mm	SP22815	15mm	SP22819	19mm
SP22808	8mm	SP22812	12mm	SP22816	16mm	SP22820	20mm
SP22809	9mm	SP22813	13mm	SP22817	17mm	SP22821	21mm
SP22810	10mm	SP22814	14mm	SP22818	18mm	SP22822	22mm



3/8" DR SAE DEEP IMPACT SOCKETS



- Chrome molybdenum
- Flat drive technology
- Manufactured to DIN standards

Model No.	Size	Model No.	Size	Model No.	Size	Model No.	Size
SP22851	1/4"	SP22854	7/16"	SP22857	5/8"	SP22860	13/16"
SP22852	5/16"	SP22855	1/2"	SP22858	11/16"	SP22861	7/8"
SP22853	3/8"	SP22856	9/16"	SP22859	3/4"		

3/8" DR INHEX IMPACT SOCKETS & ACCESSORIES

3/8" DR METRIC INHEX IMPACT SOCKETS

Model No.	Size	Model No.	Size
SP22904	4mm	SP22908	8mm
SP22905	5mm	SP22909	9mm
SP22906	6mm	SP22910	10mm
SP22907	7mm		



3/8" DR SAE INHEX IMPACT SOCKETS

Model No.	Size	Model No.	Size
SP22953	1/4"	SP22957	7/16"
SP22954	9/32"	SP22958	1/2"
SP22955	5/16"	SP22959	9/16"
SP22956	3/8"	SP22960	5/8"

3/8" DR IMPACT SOCKET ACCESSORIES

Model No.	Description
Extension Bars	
SP22345	• 75mm Extension Bar
SP22346	• 150mm Extension Bar
SP22347	• 250mm Extension Bar
Universal Joints	
SP22350	• Universal Joint
Socket Adapters	
SP22356	• 1/2M Socket Adapter



1/2" DR IMPACT & DEEP IMPACT SOCKETS



1/2" DR METRIC IMPACT SOCKETS



- Chrome molybdenum
- Flat drive technology
- Manufactured to DIN standards

Model No.	Size	Model No.	Size	Model No.	Size	Model No.	Size
SP23708	8mm	SP23715	15mm	SP23721	21mm	SP23730	30mm
SP23710	10mm	SP23716	16mm	SP23722	22mm	SP23732	32mm
SP23711	11mm	SP23717	17mm	SP23723	23mm	SP23733	33mm
SP23712	12mm	SP23718	18mm	SP23724	24mm	SP23734	34mm
SP23713	13mm	SP23719	19mm	SP23726	26mm	SP23735	35mm
SP23714	14mm	SP23720	20mm	SP23727	27mm	SP23736	36mm



1/2" DR SAE IMPACT SOCKETS



- Chrome molybdenum
- Flat drive technology
- Manufactured to DIN standards

Model No.	Size	Model No.	Size	Model No.	Size	Model No.	Size
SP23752	5/16"	SP23757	5/8"	SP23762	15/16"	SP23767	1-1/4"
SP23753	3/8"	SP23758	11/16"	SP23763	1"	SP23768	1-5/16"
SP23754	7/16"	SP23759	3/4"	SP23764	1-1/16"	SP23769	1-3/8"
SP23755	1/2"	SP23760	13/16"	SP23765	1-1/8"	SP23770	1-7/16"
SP23756	9/16"	SP23761	7/8"	SP23766	1-3/16"	SP23771	1-1/2"



1/2" DR DEEP METRIC IMPACT SOCKETS



- Chrome molybdenum
- Flat drive technology
- Manufactured to DIN standards

Model No.	Size	Model No.	Size	Model No.	Size	Model No.	Size
SP23808	8mm	SP23815	15mm	SP23821	21mm	SP23830	30mm
SP23810	10mm	SP23816	16mm	SP23822	22mm	SP23832	32mm
SP23811	11mm	SP23817	17mm	SP23823	23mm	SP23833	33mm
SP23812	12mm	SP23818	18mm	SP23824	24mm	SP23834	34mm
SP23813	13mm	SP23819	19mm	SP23826	26mm	SP23835	35mm
SP23814	14mm	SP23820	20mm	SP23827	27mm	SP23836	36mm



1/2" DR DEEP SAE IMPACT SOCKETS



- Chrome molybdenum
- Flat drive technology
- Manufactured to DIN standards

Model No.	Size	Model No.	Size	Model No.	Size	Model No.	Size
SP23852	5/16"	SP23857	5/8"	SP23862	15/16"	SP23867	1-1/4"
SP23853	3/8"	SP23858	11/16"	SP23863	1"	SP23868	1-5/16"
SP23854	7/16"	SP23859	3/4"	SP23864	1-1/16"	SP23869	1-3/8"
SP23855	1/2"	SP23860	13/16"	SP23865	1-1/8"	SP23870	1-7/16"
SP23856	9/16"	SP23861	7/8"	SP23866	1-3/16"	SP23871	1-1/2"

1/2" DR INHEX & TORX IMPACT SOCKETS & ACCESSORIES

1/2" DR METRIC INHEX IMPACT SOCKETS

Model No.	Size	Model No.	Size
SP23904	4mm	SP23910	10mm
SP23905	5mm	SP23912	12mm
SP23906	6mm	SP23914	14mm
SP23907	7mm	SP23917	17mm
SP23908	8mm	SP23919	19mm
SP23909	9mm		

1/2" DR SAE INHEX IMPACT SOCKETS

Model No.	Size	Model No.	Size
SP23951	3/16"	SP23957	7/16"
SP23952	7/32"	SP23958	1/2"
SP23953	1/4"	SP23959	9/16"
SP23954	9/32"	SP23960	5/8"
SP23955	5/16"	SP23961	11/16"
SP23956	3/8"	SP23962	3/4"



1/2" DR METRIC WHEEL NUT IMPACT SOCKETS

Model No.	Size
SP20392	15mm
SP20393	17mm
SP20395	19mm
SP20396	21mm
SP20397	22mm



1/2" DR METRIC FLIP IMPACT SOCKETS

Model No.	Size
SP23890	17mm x 19mm
SP23892	19mm x 21mm
SP23894	21mm x 22mm



1/2" DR TORX IMPACT SOCKETS

Model No.	Size
SP23981	T20
SP23982	T25
SP23984	T30
SP23985	T40
SP23986	T45
SP23987	T50
SP23988	T55
SP23989	T60
SP23990	T70



1/2" DR IMPACT SOCKET ACCESSORIES


Model No.	Description
Extension Bars	
SP23345	• 75mm Extension Bar
SP23346	• 125mm Extension Bar
SP23347	• 250mm Extension Bar
SP23348	• 300mm Extension Bar
Universal Joint	
SP23350	• Universal Joint
Socket Adapters	
SP23355	• 3/8M Adapter
SP23356	• 3/4M Adapter



3/4" DR IMPACT SOCKETS & INHEX IMPACT SOCKETS




3/4" DR METRIC IMPACT SOCKETS

- 
- Chrome molybdenum
 - Flat drive technology
 - Manufactured to DIN standards

Model No.	Size	Model No.	Size	Model No.	Size	Model No.	Size
SP24717	17mm	SP24725	25mm	SP24734	34mm	SP24752	52mm
SP24718	18mm	SP24726	26mm	SP24735	35mm	SP24754	54mm
SP24719	19mm	SP24727	27mm	SP24736	36mm	SP24755	55mm
SP24720	20mm	SP24728	28mm	SP24738	38mm	SP24756	56mm
SP24721	21mm	SP24729	29mm	SP24739	39mm	SP24760	60mm
SP24722	22mm	SP24730	30mm	SP24741	41mm	SP24701	65mm
SP24723	23mm	SP24732	32mm	SP24746	46mm	SP24702	67mm
SP24724	24mm	SP24733	33mm	SP24750	50mm	SP24703	70mm



3/4" DR SAE IMPACT SOCKETS

- 
- Chrome molybdenum
 - Flat drive technology
 - Manufactured to DIN standards

Model No.	Size	Model No.	Size	Model No.	Size	Model No.	Size
SP24794	5/8"	SP24765	1-1/8"	SP24773	1-5/8"	SP24781	2-1/8"
SP24795	11/16"	SP24766	1-3/16"	SP24774	1-11/16"	SP24782	2-3/16"
SP24796	3/4"	SP24767	1-1/4"	SP24775	1-3/4"	SP24783	2-1/4"
SP24797	13/16"	SP24768	1-5/16"	SP24776	1-13/16"	SP24784	2-5/16"
SP24761	7/8"	SP24769	1-3/8"	SP24777	1-7/8"	SP24785	2-3/8"
SP24762	15/16"	SP24770	1-7/16"	SP24778	1-15/16"	SP24786	2-7/16"
SP24763	1"	SP24771	1-1/2"	SP24779	2"	SP24787	2-1/2"
SP24764	1-1/16"	SP24772	1-9/16"	SP24780	2-1/16"		



3/4" DR BUDD WHEEL IMPACT SOCKETS

Model No.	Size
SP24905	35mm x 17mm
SP24908	41mm x 21mm



3/4" DR DOUBLE SQUARE METRIC IMPACT SOCKETS

Model No.	Size	Model No.	Size
SP24917	17mm	SP24920	20mm
SP24919	19mm	SP24921	21mm



3/4" DR METRIC INHEX IMPACT SOCKETS

Model No.	Size	Model No.	Size
SP24930	10mm	SP24939	19mm
SP24932	12mm	SP24942	22mm
SP24934	14mm	SP24944	24mm
SP24937	17mm	SP24947	27mm




3/4" DR SAE INHEX IMPACT SOCKETS

Model No.	Size	Model No.	Size
SP24958	1/2"	SP24962	3/4"
SP24959	9/16"	SP24963	13/16"
SP24960	5/8"	SP24964	7/8"
SP24961	11/16"	SP24965	1"

3/4" DR DEEP IMPACT SOCKETS & ACCESSORIES


3/4" DR METRIC DEEP IMPACT SOCKETS

- 
- Chrome molybdenum
 - Flat drive technology
 - Manufactured to DIN standards

Model No.	Size	Model No.	Size	Model No.	Size	Model No.	Size
SP24817	17mm	SP24827	27mm	SP24836	36mm	SP24855	55mm
SP24818	18mm	SP24828	28mm	SP24838	38mm	SP24860	60mm
SP24819	19mm	SP24830	30mm	SP24841	41mm	SP24801	65mm
SP24821	21mm	SP24832	32mm	SP24846	46mm	SP24802	67mm
SP24822	22mm	SP24833	33mm	SP24850	50mm		
SP24824	24mm	SP24834	34mm	SP24852	52mm		
SP24826	26mm	SP24835	35mm	SP24854	54mm		



3/4" DR SAE DEEP IMPACT SOCKETS

- 
- Chrome molybdenum
 - Flat drive technology
 - Manufactured to DIN standards

Model No.	Size	Model No.	Size	Model No.	Size	Model No.	Size
SP24894	5/8"	SP24865	1-1/8"	SP24872	1-9/16"	SP24879	2"
SP24895	11/16"	SP24866	1-3/16"	SP24873	1-5/8"	SP24880	2-1/16"
SP24896	3/4"	SP24867	1-1/4"	SP24874	1-11/16"	SP24881	2-1/8"
SP24861	7/8"	SP24868	1-5/16"	SP24875	1-3/4"	SP24882	2-3/16"
SP24862	15/16"	SP24869	1-3/8"	SP24876	1-13/16"	SP24883	2-1/4"
SP24863	1"	SP24870	1-7/16"	SP24877	1-7/8"	SP24885	2-3/8"
SP24864	1-1/16"	SP24871	1-1/2"	SP24878	1-15/16"	SP24885	2-3/8"




3/4" DR IMPACT SOCKET ACCESSORIES

Model No.	Description
Extension Bars	
SP24345	• 100mm Extension Bar
SP24346	• 175mm Extension Bar
SP24347	• 250mm Extension Bar
SP24348	• 330mm Extension Bar
Universal Joint	
SP24350	• Universal Joint
Socket Adapters	
SP24355	• 1/2"M Adapter
SP24356	• 1"M Adapter




1" DR IMPACT SOCKETS

1" DR DEEP IMPACT SOCKETS




SP 27mm
CR-MO SP25727

1" DR METRIC IMPACT SOCKETS




- Chrome molybdenum
- Flat drive technology
- Manufactured to DIN standards

Model No.	Size	Model No.	Size	Model No.	Size	Model No.	Size
SP25719	19mm	SP25733	33mm	SP25746	46mm	SP25763	63mm
SP25720	20mm	SP25734	34mm	SP25747	47mm	SP25765	65mm
SP25721	21mm	SP25735	35mm	SP25748	48mm	SP25770	70mm
SP25722	22mm	SP25736	36mm	SP25750	50mm	SP25775	75mm
SP25724	24mm	SP25737	37mm	SP25752	52mm	SP25780	80mm
SP25725	25mm	SP25738	38mm	SP25753	53mm	SP25785	85mm
SP25726	26mm	SP25740	40mm	SP25754	54mm	SP25790	90mm
SP25727	27mm	SP25741	41mm	SP25755	55mm	SP25795	95mm
SP25728	28mm	SP25742	42mm	SP25756	56mm	SP25800	100mm
SP25729	29mm	SP25743	43mm	SP25757	57mm	SP25805	105mm
SP25730	30mm	SP25744	44mm	SP25758	58mm	SP25810	110mm
SP25732	32mm	SP25745	45mm	SP25760	60mm	SP25815	115mm



SP 32mm
CR-MO SP25932

1" DR METRIC DEEP IMPACT SOCKETS



- Chrome molybdenum
- Flat drive technology
- Manufactured to DIN standards

Model No.	Size	Model No.	Size	Model No.	Size	Model No.	Size
SP25919	19mm	SP25932	32mm	SP25945	45mm	SP25965	65mm
SP25920	20mm	SP25933	33mm	SP25946	46mm	SP25970	70mm
SP25921	21mm	SP25934	34mm	SP25948	48mm	SP25975	75mm
SP25922	22mm	SP25935	35mm	SP25950	50mm	SP25980	80mm
SP25923	23mm	SP25936	36mm	SP25952	52mm	SP25985	85mm
SP25924	24mm	SP25937	37mm	SP25954	54mm	SP25990	90mm
SP25926	26mm	SP25938	38mm	SP25955	55mm	SP25995	95mm
SP25927	27mm	SP25941	41mm	SP25957	57mm	SP26000	100mm
SP25928	28mm	SP25942	42mm	SP25958	58mm	SP26005	105mm
SP25929	29mm	SP25943	43mm	SP25960	60mm	SP26010	110mm
SP25930	30mm	SP25944	44mm	SP25963	63mm	SP26015	115mm



SP 1 1/2
CR-MO SP25871

1" DR SAE IMPACT SOCKETS



- Chrome molybdenum
- Flat drive technology
- Manufactured to DIN standards

Model No.	Size	Model No.	Size	Model No.	Size	Model No.	Size
SP25858	11/16"	SP25871	1-1/2"	SP25883	2-1/4"	SP25895	3" x 1"
SP25859	3/4"	SP25872	1-9/16"	SP25884	2-5/16"	SP25897	3-1/8"
SP25860	13/16"	SP25873	1-5/8"	SP25885	2-3/8"	SP25899	3-1/4"
SP25861	7/8"	SP25874	1-11/16"	SP25886	2-7/16"	SP25901	3-3/8"
SP25862	15/16"	SP25875	1-3/4"	SP25887	2-1/2"	SP25903	3-1/2"
SP25863	1"	SP25876	1-13/16"	SP25888	2-9/16"	SP25905	3-5/8"
SP25864	1-1/16"	SP25877	1-7/8"	SP25889	2-5/8"	SP25907	3-3/4"
SP25865	1-1/8"	SP25878	1-15/16"	SP25890	2-11/16"	SP25909	3-7/8"
SP25866	1-3/16"	SP25879	2"	SP25891	2-3/4"	SP25911	4"
SP25867	1-1/4"	SP25880	2-1/16"	SP25892	2-13/16"	SP25913	4-1/8"
SP25868	1-5/16"	SP25881	2-1/8"	SP25893	2-7/8"	SP25915	4-1/4"
SP25869	1-3/8"	SP25882	2-3/16"	SP25894	2-15/16"	SP25916	4-1/2"
SP25870	1-7/16"						



SP 1 1/4
CR-MO SP26057

1" DR SAE DEEP IMPACT SOCKETS



- Chrome molybdenum
- Flat drive technology
- Manufactured to DIN standards

Model No.	Size	Model No.	Size	Model No.	Size	Model No.	Size
SP26058	11/16"	SP26071	1-1/2"	SP26083	2-1/4"	SP26095	3"
SP26059	3/4"	SP26072	1-9/16"	SP26084	2-5/16"	SP26097	3-1/8"
SP26060	13/16"	SP26073	1-5/8"	SP26085	2-3/8"	SP26099	3-1/4"
SP26061	7/8"	SP26074	1-11/16"	SP26086	2-7/16"	SP26101	3-3/8"
SP26062	15/16"	SP26075	1-3/4"	SP26087	2-1/2"	SP26103	3-1/2"
SP26063	1"	SP26076	1-13/16"	SP26088	2-9/16"	SP26105	3-5/8"
SP26064	1-1/16"	SP26077	1-7/8"	SP26089	2-5/8"	SP26107	3-3/4"
SP26065	1-1/8"	SP26078	1-15/16"	SP26090	2-11/16"	SP26109	3-7/8"
SP26066	1-3/16"	SP26079	2"	SP26091	2-3/4"	SP26111	4"
SP26067	1-1/4"	SP26080	2-1/16"	SP26092	2-13/16"	SP26113	4-1/8"
SP26068	1-5/16"	SP26081	2-1/8"	SP26093	2-7/8"	SP26115	4-1/4"
SP26069	1-3/8"	SP26082	2-3/16"	SP26094	2-15/16"	SP26119	4-1/2"
SP26070	1-7/16"						

1" DR INHEX SOCKETS & IMPACT SOCKET ACCESSORIES



1" DR METRIC INHEX IMPACT SOCKETS

Model No.	Size	Model No.	Size
SP26214	14mm	SP26224	24mm
SP26217	17mm	SP26227	27mm
SP26219	19mm	SP26230	30mm
SP26222	22mm	SP26232	32mm

1" DR SAE INHEX IMPACT SOCKETS

Model No.	Size	Model No.	Size
SP26260	5/8"	SP26263	13/16"
SP26261	11/16"	SP26264	7/8"
SP26262	3/4"	SP26265	1"

1" DR IMPACT SOCKET ACCESSORIES

Model No.	Description
Extension Bars	
SP25345	• 100mm Extension Bar
SP25346	• 175mm Extension Bar
SP25347	• 250mm Extension Bar
SP25348	• 330mm Extension Bar
Universal Joint	
SP25350	• Universal Joint
Socket Adapters	
SP25355	• 3/4M Socket Adapter
SP25357	• 1-1/2M Socket Adapter

1-1/2" DR METRIC IMPACT SOCKETS

- Chrome molybdenum
- Flat drive technology
- Manufactured to DIN standards

Model No.	Size	Model No.	Size	Model No.	Size	Model No.	Size
SP26536	36mm	SP26558	58mm	SP26573	73mm	SP26600	100mm
SP26538	38mm	SP26560	60mm	SP26575	75mm	SP26605	105mm
SP26541	41mm	SP26562	62mm	SP26578	78mm	SP26610	110mm
SP26546	46mm	SP26565	65mm	SP26580	80mm	SP26615	115mm
SP26550	50mm	SP26568	68mm	SP26585	85mm	SP26620	120mm
SP26554	54mm	SP26570	70mm	SP26590	90mm	SP26625	125mm
SP26555	55mm			SP26595	95mm		



1-1/2" DR SAE IMPACT SOCKETS

- Chrome molybdenum
- Flat drive technology
- Manufactured to DIN standards

Model No.	Size	Model No.	Size	Model No.	Size	Model No.	Size
SP26671	1-1/2"	SP26684	2-5/16"	SP26697	3-1/8"	SP26710	3-15/16"
SP26672	1-9/16"	SP26685	2-3/8"	SP26698	3-3/16"	SP26711	4"
SP26673	1-5/8"	SP26686	2-7/16"	SP26699	3-1/4"	SP26712	4-1/16"
SP26674	1-11/16"	SP26687	2-1/2"	SP26700	3-5/16"	SP26713	4-1/8"
SP26675	1-3/4"	SP26688	2-9/16"	SP26701	3-3/8"	SP26714	4-3/16"
SP26676	1-13/16"	SP26689	2-5/8"	SP26702	3-7/16"	SP26715	4-1/4"
SP26677	1-7/8"	SP26690	2-11/16"	SP26703	3-1/2"	SP26716	4-5/16"
SP26678	1-15/16"	SP26691	2-3/4"	SP26704	3-9/16"	SP26717	4-3/8"
SP26679	2"	SP26692	2-13/16"	SP26705	3-5/8"	SP26718	4-7/16"
SP26680	2-1/16"	SP26693	2-7/8"	SP26706	3-11/16"	SP26719	4-1/2"
SP26681	2-1/8"	SP26694	2-15/16"	SP26707	3-3/4"	SP26720	4-5/8"
SP26682	2-3/16"	SP26695	3"	SP26708	3-13/16"	SP26721	4-3/4"
SP26683	2-1/4"	SP26696	3-1/16"	SP26709	3-7/8"		



1-1/2" DR IMPACT ACCESSORIES

Model No.	Size
Extension Bars	
SP26345	• 125mm Extension Bar
SP26346	• 250mm Extension Bar
Universal Joint	
SP26350	• Universal Joint
Socket Adapters	
SP26355	• 1" M Impact Adapter
SP26356	• 2-1/2" M Impact Adapter



1 - 1/2" DR DEEP IMPACT SOCKETS

2-1/2" DR IMPACT SOCKETS



1-1/2" DR METRIC DEEP IMPACT SOCKETS



- Chrome molybdenum
- Flat drive technology
- Manufactured to DIN standards

Model No.	Size	Model No.	Size	Model No.	Size	Model No.	Size
SP26741	41mm	SP26760	60mm	SP26776	76mm	SP26800	100mm
SP26746	46mm	SP26762	62mm	SP26778	78mm	SP26805	105mm
SP26750	50mm	SP26765	65mm	SP26780	80mm	SP26810	110mm
SP26754	54mm	SP26770	70mm	SP26785	85mm	SP26815	115mm
SP26755	55mm	SP26773	73mm	SP26790	90mm	SP26820	120mm
SP26757	57mm	SP26775	75mm	SP26795	95mm		

2-1/2" DR METRIC IMPACT SOCKETS



- Chrome molybdenum
- Flat drive technology
- Manufactured to DIN standards

Model No.	Size	Model No.	Size	Model No.	Size	Model No.	Size
SP27075	75mm	SP27105	105mm	SP27135	135mm	SP27170	170mm
SP27076	76mm	SP27110	110mm	SP27140	140mm	SP27175	175mm
SP27080	80mm	SP27115	115mm	SP27145	145mm	SP27180	180mm
SP27085	85mm	SP27120	120mm	SP27150	150mm	SP27185	185mm
SP27090	90mm	SP27125	125mm	SP27155	155mm	SP27190	190mm
SP27095	95mm	SP27130	130mm	SP27160	160mm	SP27200	200mm
SP27100	100mm			SP27165	165mm		



1-1/2" DR SAE DEEP IMPACT SOCKETS



- Chrome molybdenum
- Flat drive technology
- Manufactured to DIN standards

Model No.	Size	Model No.	Size	Model No.	Size	Model No.	Size
SP26873	1-5/8"	SP26886	2-7/16"	SP26898	3-3/16"	SP26910	3-15/16"
SP26874	1-11/16"	SP26887	2-1/2"	SP26899	3-1/4"	SP26911	4"
SP26875	1-3/4"	SP26888	2-9/16"	SP26900	3-5/16"	SP26912	4-1/16"
SP26876	1-13/16"	SP26889	2-5/8"	SP26901	3-3/8"	SP26913	4-1/8"
SP26877	1-7/8"	SP26890	2-11/16"	SP26902	3-7/16"	SP26914	4-3/16"
SP26878	1-15/16"	SP26891	2-3/4"	SP26903	3-1/2"	SP26915	4-1/4"
SP26879	2"	SP26892	2-13/16"	SP26904	3-9/16"	SP26916	4-5/16"
SP26880	2-1/16"	SP26893	2-7/8"	SP26905	3-5/8"	SP26917	4-3/8"
SP26881	2-1/8"	SP26894	2-15/16"	SP26906	3-11/16"	SP26918	4-7/16"
SP26882	2-3/16"	SP26895	3"	SP26907	3-3/4"	SP26919	4-1/2"
SP26883	2-1/4"	SP26896	3-1/16"	SP26908	3-13/16"	SP26921	4-5/8"
SP26884	2-5/16"	SP26897	3-1/8"	SP26909	3-7/8"	SP26923	4-3/4"
SP26885	2-3/8"						

2-1/2" DR SAE IMPACT SOCKETS



- Chrome molybdenum
- Flat drive technology
- Manufactured to DIN standards

Model No.	Size	Model No.	Size	Model No.	Size	Model No.	Size
SP27295	3"	SP27315	4-1/4"	SP27333	5-3/8"	SP27351	6-1/2"
SP27297	3-1/8"	SP27317	4-3/8"	SP27335	5-1/2"	SP27353	6-5/8"
SP27299	3-1/4"	SP27319	4-1/2"	SP27337	5-5/8"	SP27355	6-3/4"
SP27301	3-3/8"	SP27321	4-5/8"	SP27339	5-3/4"	SP27357	6-7/8"
SP27303	3-1/2"	SP27323	4-3/4"	SP27341	5-7/8"	SP27359	7"
SP27305	3-5/8"	SP27325	4-7/8"	SP27343	6"	SP27367	7-1/2"
SP27307	3-3/4"	SP27327	5"	SP27345	6-1/8"	SP27369	7-5/8"
SP27309	3-7/8"	SP27329	5-1/8"	SP27347	6-1/4"	SP27373	7-7/8"
SP27311	4"	SP27331	5-1/4"	SP27349	6-3/8"	SP27375	8"
SP27313	4-1/8"						



5 SP WRENCHES ADJUSTABLE WRENCHES GEARDRIVE WRENCHES

SECTION INDEX

QUAD DRIVE ROE //

COMBINATION ROE:

Sets	136
Individual	149

COMBINATION ROE //

STUBBY:

Sets	137
Individual	149

STANDARD:

Sets	137
Individual	150

JUMBO:

Sets	139
Individual	150

GEARDRIVE COMBINATION ROE //

0° OFFSET STANDARD:

Sets	142
Individual	151

15° OFFSET STUBBY:

Sets	143
Individual	152

15° OFFSET STANDARD:

Sets	143
Individual	152

FLEXHEAD STUBBY & STANDARD:

Sets	144
Individual	153

SPEED DRIVE 0° OFFSET:

Sets	145
Individual	154

SPEED DRIVE 15° OFFSET:

Sets	145
Individual	154

GEARDRIVE DOUBLE RING //

15° OFFSET:

Sets	146
Individual	155

EXTRA LONG 0° OFFSET:

Sets	146
Individual	155

FLEXHEAD DOUBLE BOX:

Sets	147
Individual	151

OFFSET DOUBLE RING //

0° OFFSET LONG:

Sets	139
Individual	156

15° OFFSET LONG:

Sets	140
Individual	156

40° OFFSET LONG:

Sets	140
Individual	157

75° OFFSET LONG:

Sets	140
Individual	157

E-TORX DOUBLE RING //

Sets	105
Individual	157

FLARE NUT //

Sets	141
Individual	158

FLARE NUT - FLEXHEAD //

Sets	141
Individual	158

FLARE NUT - CROWFOOT //

Sets	141
Individual	158

ADJUSTABLE WRENCHES //

STANDARD:


Individual Chrome	159
Individual Black	159

WIDE JAW:

Individual Chrome	159
Individual Black	159

CONSTRUCTION WRENCHES //

Adjustable	159
Podger Ratchet Bar	159
Podger Stubby Ratchet Bar	159



COMBINATION ROE QUAD DRIVE WRENCH SETS



14PC METRIC ROE QUAD DRIVE WRENCH SET

Model No.	Contents
SP10614	• 6, 7, 8, 9, 10, 11, 12, 13, 14, 15, 16, 17, 18 & 19mm



11PC SAE ROE QUAD DRIVE WRENCH SET

Model No.	Contents
SP10661	• 1/4, 5/16, 3/8, 7/16, 1/2, 9/16, 5/8, 11/16, 3/4, 13/16 & 7/8"



25PC METRIC/SAE ROE QUAD DRIVE WRENCH SET

Model No.	Contents
SP10601	• 6, 7, 8, 9, 10, 11, 12, 13, 14, 15, 16, 17, 18 & 19mm • 1/4, 5/16, 3/8, 7/16, 1/2, 9/16, 5/8, 11/16, 3/4, 13/16 & 7/8"



STUBBY ROE WRENCH SETS



11PC METRIC COMBINATION STUBBY WRENCH SET

Model No.	Description
SP10027	• 8, 10, 11, 12, 13, 14, 15, 16, 17, 18 & 19mm



8PC SAE COMBINATION STUBBY WRENCH SET

Model No.	Description
SP10077	• 5/16, 3/8, 7/16, 1/2, 9/16, 5/8, 11/16 & 3/4"

COMBINATION ROE WRENCH SETS



11PC METRIC COMBINATION WRENCH SET

Model No.	Description
SP10011	• 8, 10, 11, 12, 13, 14, 15, 16, 17, 19 & 22mm

- Dual flat drive technology on ring end to maximize contact on fasteners
- Chrome vanadium steel (CRV) for high durability
- Tough triple chrome finish



11PC SAE COMBINATION WRENCH SET

Model No.	Description
SP10061	• 1/4, 5/16, 3/8, 7/16, 1/2, 9/16, 5/8, 11/16, 3/4, 13/16 & 7/8"

COMBINATION ROE WRENCH SETS



14PC METRIC COMBINATION WRENCH SET

Model No.	Description
SP10014	• 6, 7, 8, 9, 10, 11, 12, 13, 14, 15, 16, 17, 18 & 19mm



13PC SAE COMBINATION WRENCH SET

Model No.	Description
SP10063	• 1/4, 5/16, 3/8, 7/16, 1/2, 9/16, 5/8, 11/16, 3/4, 13/16, 7/8, 15/16 & 1"



18PC METRIC/SAE COMBINATION WRENCH SET

Model No.	Description
SP10001	• Metric – 8, 10, 11, 12, 13, 14, 15, 16, 17 & 19mm • SAE – 3/8, 7/16, 1/2, 9/16, 5/8, 11/16, 3/4 & 7/8"

- Dual flat drive technology on ring end to maximize contact on fasteners
- Chrome vanadium steel (CRV) for high durability
- Tough triple chrome finish to protect tool



METRIC JUMBO COMBINATION WRENCH SET

Model No.	Description
SP10019	• 9pc Metric Jumbo • 19, 21, 22, 24, 27, 30, 32, 34 & 36mm



METRIC JUMBO COMBINATION WRENCH SET

Model No.	Description
SP10020	• 3pc Large Metric Jumbo • 41, 46 & 50mm (does not include pouch)

- Dual flat drive technology on ring end to maximize contact on fasteners
- Chrome vanadium steel (CRV) for high durability
- Tough triple chrome finish to protect tool



SAE JUMBO COMBINATION WRENCH SET

Model No.	Description
SP10069	• 9pc SAE Jumbo • 3/4, 13/16, 7/8, 15/16, 1, 1-1/8, 1-1/4, 1-3/8 & 1-1/2



SAE JUMBO COMBINATION WRENCH SET

Model No.	Description
SP10070	• 4pc Large SAE Jumbo • 1-5/8, 1-3/4, 1-7/8 & 2" (does not include pouch)

COMBINATION ROE WRENCH SETS

RING 0° OFFSET LONG WRENCH SETS



5PC METRIC 0° OFFSET LONG RING WRENCH SET

Model No.	Description
SP10035	• 8 x 10, 12 x 14, 16 x 18, 17 x 19, 22 x 24mm



4PC SAE 0° OFFSET LONG RING WRENCH SET

Model No.	Description
SP10084	• 3/8 x 5/16", 1/2 x 7/16", 5/8 x 9/16" & 3/4 x 11/16"

RING 15° OFFSET LONG WRENCH SETS



6PC METRIC 15° OFFSET LONG RING WRENCH SET

Model No.	Description
SP10236	• 8 x 10, 12 x 14, 13 x 15, 16 x 18, 17 x 19 & 22 x 24mm



4PC SAE 15° OFFSET LONG RING WRENCH SET

Model No.	Description
SP10284	• 3/8 x 5/16", 1/2 x 7/16", 5/8 x 9/16" & 3/4 x 11/16"

RING 40° OFFSET WRENCH SETS



6PC METRIC 40° OFFSET RING WRENCH SET

Model No.	Description
SP10136	• 8 x 9, 10 x 11, 12 x 13, 14 x 15, 16 x 17, 18 x 19mm



5PC SAE 40° OFFSET RING WRENCH SET

Model No.	Description
SP10185	• 5/16 x 3/8", 7/16 x 1/2", 9/16 x 5/8", 11/16 x 3/4", 7/8 x 15/16"

RING 75° OFFSET LONG WRENCH SET

9PC METRIC 75° OFFSET RING WRENCH SET

Model No.	Description
SP10429	• 8x9, 10x11, 12x13, 14x15, 16x17, 18x19, 20x22, 21x23 & 24x26mm



FLARE NUT WRENCH SETS



4PC METRIC FLARE NUT WRENCH SET

Model No.	Description
SP10044	• 10 x 11, 12 x 13, 14 x 17 & 19 x 22mm



4PC SAE FLARE NUT WRENCH SET

Model No.	Description
SP10094	• 3/8 x 7/16", 1/2 x 9/16", 5/8 x 11/16" & 3/4 x 7/8"

FLARE NUT FLEXHEAD WRENCH SETS



4PC METRIC FLEX HEAD FLARE NUT WRENCH SET

Model No.	Description
SP10144	• 10 x 11, 12 x 13, 14 x 17 & 19 x 22mm



4PC SAE FLEX HEAD FLARE NUT WRENCH SET

Model No.	Description
SP10194	• 3/8 x 7/16", 1/2 x 9/16", 5/8 x 11/16" & 3/4 x 7/8"

FLARE NUT CROWFOOT WRENCH SETS



10PC METRIC 3/8"DR FLEX CROWFOOT NUT WRENCH RAIL SET

Model No.	Description
SP20574	• 10, 11, 12, 13, 14, 15, 16, 17, 18 & 19mm




7PC SAE 3/8"DR FLEX CROWFOOT NUT WRENCH RAIL SET

Model No.	Description
SP20594	• 3/8", 7/16", 1/2", 9/16", 5/8", 11/16" & 3/4"



5°
72
TEETH

Geardrive Technology
SP's patented Geardrive Wrenches are precisely machined with deeper gears for greater torque and only require 5° of space for each turn.



Ratchet Head allows the wrench to travel without removing from fastener.

0° OFFSET ROE GEARDRIVE SETS



12PC METRIC 0° OFFSET GEARDRIVE WRENCH SET

Model No.	Description
SP10212	• 8, 9, 10, 11, 12, 13, 14, 15, 16, 17, 18 & 19mm

- Heat treated chrome vanadium steel for strength exceeding international standards
- Small head profile designed for working in confined spaces
- 72 Teeth needs as little as 5° to move fastener



12PC SAE 0° OFFSET GEARDRIVE WRENCH SET

Model No.	Description
SP10262	• 5/16, 3/8, 7/16, 1/2, 9/16, 5/8, 11/16, 3/4, 13/16, 7/8, 15/16 & 1"

15° OFFSET ROE STUBBY GEARDRIVE SETS



11PC STUBBY METRIC 15° OFFSET REVERSIBLE GEARDRIVE WRENCH SET

Model No.	Description
SP10131	• 8, 10, 11, 12, 13, 14, 15, 16, 17, 18 & 19mm



8PC STUBBY SAE 15° OFFSET REVERSIBLE GEARDRIVE WRENCH SET

Model No.	Description
SP10188	• 5/16, 3/8, 7/16, 1/2, 9/16, 5/8, 11/16 & 3/4"

15° OFFSET ROE GEARDRIVE SETS



METRIC 15° OFFSET REVERSIBLE GEARDRIVE WRENCH SETS

Model No.	Description
SP10109	• 9pc: 8, 10, 12, 13, 14, 15, 17, 18 & 19mm
SP10111	• 11pc: 8, 10, 11, 12, 13, 14, 15, 16, 17, 18 & 19mm
SP10118	• 8pc: 20, 21, 22, 24, 26, 27, 30 & 32mm



SAE 15° OFFSET REVERSIBLE GEARDRIVE WRENCH SETS

Model No.	Description
SP10158	• 8pc: 5/16, 3/8, 7/16, 1/2, 9/16, 5/8, 11/16 & 3/4"
SP10167	• 7pc: 13/16, 7/8, 15/16, 1, 1-1/16, 1-1/8 & 1-1/4"

STUBBY GEARDRIVE FLEXHEAD SETS



14PC STUBBY FLEXHEAD METRIC GEARDRIVE WRENCH SET

Model No.	Description
SP10334	• 6, 7, 8, 9, 10, 11, 12, 13, 14, 15, 16, 17, 18 & 19mm



9PC STUBBY FLEXHEAD SAE GEARDRIVE WRENCH SET

Model No.	Description
SP10389	• 1/4, 5/16, 3/8, 7/16, 1/2, 9/16, 5/8, 11/16 & 3/4"

0° OFFSET SPEEDDRIVE ROE GEARDRIVE SETS



12PC METRIC 0° SPEEDDRIVE COMBINATION GEARDRIVE WRENCH SET

Model No.	Description
SP10222	• 8, 9, 10, 11, 12, 13, 14, 15, 16, 17, 18 & 19mm



8PC SAE 0° SPEEDDRIVE COMBINATION GEARDRIVE WRENCH SET

Model No.	Description
SP10272	• 5/16, 3/8, 7/16, 1/2, 9/16, 5/8, 11/16 & 3/4"

GEARDRIVE FLEXHEAD SETS



FLEXHEAD METRIC GEARDRIVE WRENCH SETS

Model No.	Description
SP10311	• 11pc: 8, 10, 11, 12, 13, 14, 15, 16, 17, 18 & 19mm
SP10318	• 8pc: 20, 21, 22, 24, 26, 27, 30 & 32mm



FLEXHEAD SAE GEARDRIVE WRENCH SETS

Model No.	Description
SP10358	• 8pc: 5/16, 3/8, 7/16, 1/2, 9/16, 5/8, 11/16 & 3/4"
SP10367	• 7pc: 13/16, 7/8, 15/16, 1, 1-1/16, 1-1/8 & 1-1/4"

- Flexhead tilts 180° at any interval with continuous head tension
- Heat treated chrome vanadium steel for strength exceeding international standards

15° OFFSET SPEEDDRIVE ROE GEARDRIVE SETS



12PC METRIC 15° REVERSIBLE SPEEDDRIVE COMBINATION GEARDRIVE WRENCH SET

Model No.	Description
SP10139	• 8, 9, 10, 11, 12, 13, 14, 15, 16, 17, 18 & 19mm



8PC SAE 15° REVERSIBLE SPEEDDRIVE COMBINATION GEARDRIVE WRENCH SET

Model No.	Description
SP10169	• 5/16, 3/8, 7/16, 1/2, 9/16, 5/8, 11/16 & 3/4"

- Ratchet action on open end allows wrench to travel along nuts without removing from fastener
- 72 Teeth needs as little as 5° to more fastener

15° OFFSET DOUBLE RING GEARDRIVE SETS



6PC METRIC 15° OFFSET DOUBLE RING GEARDRIVE WRENCH SET

Model No.	Description
SP10406	• 8x9, 10x11, 12x13, 14x15, 16x18 & 17x19mm



4PC SAE 15° OFFSET DOUBLE RING GEARDRIVE WRENCH SET

Model No.	Description
SP10454	• 5/16x3/8, 7/16x1/2, 9/16x5/8 & 11/16x3/4"

EXTRA LONG DOUBLE RING GEARDRIVE SETS



12PC METRIC 0° EXTRA LONG DOUBLE RING GEARDRIVE WRENCH SET

Model No.	Description
SP10412	• 8, 9, 10, 11, 12, 13, 14, 15, 16, 17, 18 & 19mm

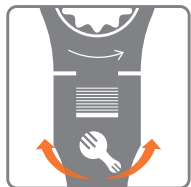


8PC SAE 0° EXTRA LONG DOUBLE RING GEARDRIVE WRENCH SET

Model No.	Description
SP10468	• 5/16, 3/8, 7/16, 1/2, 9/16, 5/8, 11/16 & 3/4"

LOCKING FLEX HEAD DOUBLE BOX WRENCH SETS

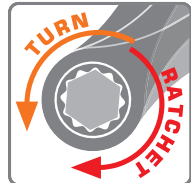
- 180° flex head has 13 Locking Positions.
- Locking Switch.
- 72-teeth needs as little as 5° to move fastener while a regular wrench need 30° of sweep space.
- 15° Offset Traditional Box End helps to reduce swing obstacles and to minimize knuckle fatigue.
- Made by heat-treated Chrome Vanadium Steel for strength exceeding international specifications.
- Professional Plating prevents wrenches from corrosion.
- Superior life-time test.



Locking Switch.



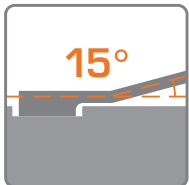
5° space requirement for each turn.



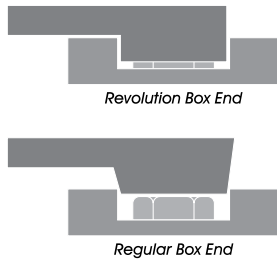
Ratchet Head allows wrench to travel without removing from fastener.



180° flex head has 13 Locking Positions.



15° Offset Box End helps to reduce swing obstacles and to minimize knuckle fatigue.



8PC - METRIC

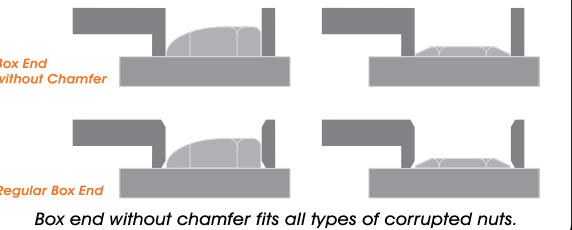
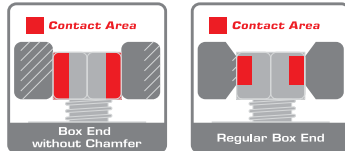
Model No.	Sets Contents
SP10628	• 8, 10, 12, 13, 14, 15, 17 & 19mm

6PC - SAE

Model No.	Sets Contents
SP10676	• 5/16, 3/8, 1/2, 9/16, 11/16 & 3/4"

Dual Flat Drive BOX END WITHOUT CHAMFER

- Box End without Chamfer increases the contact area with nuts, enhancing the torque of wrench.





SP WRENCHES ARE AVAILABLE IN EVA FOAM TO SUIT YOUR SP TOOL BOX.
TURN BACK TO PAGES 86 TO 91 FOR RANGE

QUAD
DRIVE

SP QUAD DRIVE HAS
4 TIMES
THE GRIPPING POWER OF A STANDARD
OPEN END SPANNER.

STANDARD SPANNER

QUAD DRIVE

— PATENTED DESIGN —

WIDE JAW PREMIUM SHIFTERS

18-25%
WIDER OPENING

**SP ADJUSTABLE WRENCHES
ONE OF THE WORLDS BEST**

- Available in chrome and black oxide finish
- Torque tested to 375ft/lbs. load 10,000 times resulting in only 0.09mm jaw wear
- Non protruding jaw carrier for use in tight places

**WIDE JAW PREMIUM
ADJUSTABLE WRENCHES**

- 18-25% Wider opening
- Greater working angle
- Non-protruding mechanism for limited space
- Thicker Heavy-Duty handle
- Higher torque capabilities

QUAD DRIVE COMBINATION WRENCHES

**METRIC COMBINATION QUAD DRIVE
WRENCHES**

PATENTED DESIGN

Model No.	Size	Model No.	Size
SP14006	6mm	SP14013	13mm
SP14007	7mm	SP14014	14mm
SP14008	8mm	SP14015	15mm
SP14009	9mm	SP14016	16mm
SP14010	10mm	SP14017	17mm
SP14011	11mm	SP14018	18mm
SP14012	12mm	SP14019	19mm

**SAE COMBINATION QUAD DRIVE
WRENCHES**

PATENTED DESIGN

Model No.	Size	Model No.	Size
SP14051	1/4"	SP14057	5/8"
SP14052	5/16"	SP14058	11/16"
SP14053	3/8"	SP14059	3/4"
SP14054	7/16"	SP14060	13/16"
SP14055	1/2"	SP14061	7/8"
SP14056	9/16"		

STUBBY COMBINATION WRENCHES

**METRIC STUBBY COMBINATION
WRENCHES**

Model No.	Size	Model No.	Size
SP13008	8mm	SP13018	18mm
SP13010	10mm	SP13019	19mm
SP13011	11mm	SP13020	20mm
SP13012	12mm	SP13021	21mm
SP13013	13mm	SP13022	22mm
SP13014	14mm	SP13023	23mm
SP13015	15mm	SP13024	24mm
SP13016	16mm	SP13025	25mm
SP13017	17mm	SP13026	26mm

**SAE STUBBY COMBINATION
WRENCHES**

Model No.	Size	Model No.	Size
SP13051	5/16"	SP13058	11/16"
SP13053	3/8"	SP13059	3/4"
SP13054	7/16"	SP13060	13/16"
SP13055	1/2"	SP13061	7/8"
SP13056	9/16"	SP13062	15/16"
SP13057	5/8"	SP13063	1"

COMBINATION WRENCHES



METRIC/ROE COMBINATION WRENCHES

SAE/ROE COMBINATION WRENCHES

Model No.	Size	Model No.	Size
SP11006	6mm	SP11021	21mm
SP11007	7mm	SP11022	22mm
SP11008	8mm	SP11023	23mm
SP11009	9mm	SP11024	24mm
SP11010	10mm	SP11025	25mm
SP11011	11mm	SP11026	26mm
SP11012	12mm	SP11027	27mm
SP11013	13mm	SP11030	30mm
SP11014	14mm	SP11032	32mm
SP11015	15mm	SP11034	34mm
SP11016	16mm	SP11036	36mm
SP11017	17mm	SP11038	38mm
SP11018	18mm	SP11041	41mm
SP11019	19mm	SP11046	46mm
SP11020	20mm	SP11050	50mm

Model No.	Size	Model No.	Size
SP12051	1/4"	SP12064	1-1/16"
SP12052	5/16"	SP12065	1-1/8"
SP12053	3/8"	SP12066	1-1/4"
SP12054	7/16"	SP12067	1-5/16"
SP12055	1/2"	SP12068	1-3/8"
SP12056	9/16"	SP12069	1-7/16"
SP12057	5/8"	SP12070	1-1/2"
SP12058	11/16"	SP12072	1-5/8"
SP12059	3/4"	SP12073	1-11/16"
SP12060	13/16"	SP12074	1-3/4"
SP12061	7/8"	SP12075	1-13/16"
SP12062	15/16"	SP12076	1-7/8"
SP12063	1"	SP12078	2"

LOCKING FLEX HEAD DOUBLE BOX GEARDRIVE WRENCHES



METRIC GEARDRIVE DOUBLE RING FLEX HEAD WRENCHES

Model No.	Size	Model No.	Size
SP14028	8mm	SP14034	14mm
SP14030	10mm	SP14035	15mm
SP14032	12mm	SP14037	17mm
SP14033	13mm	SP14039	19mm

SAE GEARDRIVE DOUBLE RING FLEX HEAD WRENCHES

Model No.	Size	Model No.	Size
SP14072	5/16"	SP14076	9/16"
SP14073	3/8"	SP14078	11/16"
SP14075	1/2"	SP14079	3/4"

0° GEARDRIVE WRENCHES



METRIC/ROE GEARDRIVE WRENCHES

Model No.	Size	Model No.	Size
SP17106	6mm	SP17118	18mm
SP17107	7mm	SP17119	19mm
SP17108	8mm	SP17120	20mm
SP17109	9mm	SP17121	21mm
SP17110	10mm	SP17122	22mm
SP17111	11mm	SP17123	23mm
SP17112	12mm	SP17124	24mm
SP17113	13mm	SP17125	25mm
SP17114	14mm	SP17127	27mm
SP17115	15mm	SP17130	30mm
SP17116	16mm	SP17132	32mm
SP17117	17mm		

SAE/ROE GEARDRIVE WRENCHES

Model No.	Size	Model No.	Size
SP17151	1/4"	SP17159	3/4"
SP17152	5/16"	SP17160	13/16"
SP17153	3/8"	SP17161	7/8"
SP17154	7/16"	SP17162	15/16"
SP17155	1/2"	SP17163	1"
SP17156	9/16"	SP17164	1-1/16"
SP17157	5/8"	SP17165	1-1/8"
SP17158	11/16"	SP17167	1-1/4"

15° REVERSIBLE GEARDRIVE WRENCHES



Metric/ROE REVERSIBLE STUBBY GEARDRIVE WRENCHES

Model No.	Size	Model No.	Size
SP17208	8mm	SP17215	15mm
SP17210	10mm	SP17216	16mm
SP17211	11mm	SP17217	17mm
SP17212	12mm	SP17218	18mm
SP17213	13mm	SP17219	19mm
SP17214	14mm		



SAE/ROE REVERSIBLE STUBBY GEARDRIVE WRENCHES

Model No.	Size	Model No.	Size
SP17252	5/16"	SP17256	9/16"
SP17253	3/8"	SP17257	5/8"
SP17254	7/16"	SP17258	11/16"
SP17255	1/2"	SP17259	3/4"



Metric/ROE REVERSIBLE GEARDRIVE WRENCHES

Model No.	Size	Model No.	Size
SP17008	8mm	SP17019	19mm
SP17010	10mm	SP17020	20mm
SP17011	11mm	SP17021	21mm
SP17012	12mm	SP17022	22mm
SP17013	13mm	SP17024	24mm
SP17014	14mm	SP17026	26mm
SP17015	15mm	SP17027	27mm
SP17016	16mm	SP17030	30mm
SP17017	17mm	SP17032	32mm
SP17018	18mm		



SAE/ROE REVERSIBLE GEARDRIVE WRENCHES

Model No.	Size	Model No.	Size
SP17052	5/16"	SP17060	13/16"
SP17053	3/8"	SP17061	7/8"
SP17054	7/16"	SP17062	15/16"
SP17055	1/2"	SP17063	1"
SP17056	9/16"	SP17064	1-1/16"
SP17057	5/8"	SP17065	1-1/8"
SP17058	11/16"	SP17067	1-1/4"
SP17059	3/4"		

- Heat-treated chrome vanadium steel for strength exceeding international standards
- Small head profile designed for working in confined spaces
- 72-Teeth needs as little as 5° to more fastener

GEARDRIVE FLEXHEAD WRENCHES



Metric/ROE STUBBY FLEXHEAD GEARDRIVE WRENCHES

Model No.	Size	Model No.	Size
SP17306	6mm	SP17313	13mm
SP17307	7mm	SP17314	14mm
SP17308	8mm	SP17315	15mm
SP17309	9mm	SP17316	16mm
SP17310	10mm	SP17317	17mm
SP17311	11mm	SP17318	18mm
SP17312	12mm	SP17319	19mm



SAE/ROE STUBBY FLEXHEAD GEARDRIVE WRENCHES

Model No.	Size	Model No.	Size
SP17351	1/4"	SP17256	9/16"
SP17352	5/16"	SP17257	5/8"
SP17253	3/8"	SP17258	11/16"
SP17254	7/16"	SP17259	3/4"
SP17255	1/2"		



Metric/ROE FLEXHEAD GEARDRIVE WRENCHES

Model No.	Size	Model No.	Size
SP17406	6mm	SP17419	19mm
SP17407	7mm	SP17420	20mm
SP17408	8mm	SP17421	21mm
SP17409	9mm	SP17422	22mm
SP17410	10mm	SP17423	23mm
SP17411	11mm	SP17424	24mm
SP17412	12mm	SP17425	25mm
SP17413	13mm	SP17426	26mm
SP17414	14mm	SP17427	27mm
SP17415	15mm	SP17428	28mm
SP17416	16mm	SP17430	30mm
SP17417	17mm	SP17432	32mm
SP17418	18mm		



SAE/ROE FLEXHEAD GEARDRIVE WRENCHES

Model No.	Size	Model No.	Size
SP17451	1/4"	SP17459	3/4"
SP17452	5/16"	SP17460	13/16"
SP17453	3/8"	SP17461	7/8"
SP17454	7/16"	SP17462	15/16"
SP17455	1/2"	SP17463	1"
SP17456	9/16"	SP17464	1-1/16"
SP17457	5/8"	SP17465	1-1/8"
SP17458	11/16"	SP17467	1-1/4"

GEARDRIVE ROE SPEEDDRIVE WRENCHES



Metric 0° Speed Drive Combination Geardrive Wrenches

Model No.	Size	Model No.	Size
SP17508	8mm	SP17514	14mm
SP17509	9mm	SP17515	15mm
SP17510	10mm	SP17516	16mm
SP17511	11mm	SP17517	17mm
SP17512	12mm	SP17518	18mm
SP17513	13mm	SP17519	19mm



SAE 0° Speed Drive Combination Geardrive Wrenches

Model No.	Size	Model No.	Size
SP17552	5/16"	SP17556	9/16"
SP17553	3/8"	SP17557	5/8"
SP17554	7/16"	SP17558	11/16"
SP17555	1/2"	SP17559	3/4"



Metric 15° Speed Drive Combination Geardrive Reversible Wrenches

Model No.	Size	Model No.	Size
SP17708	8mm	SP17714	14mm
SP17709	9mm	SP17715	15mm
SP17710	10mm	SP17716	16mm
SP17711	11mm	SP17717	17mm
SP17712	12mm	SP17718	18mm
SP17713	13mm	SP17719	19mm



SAE 15° Speed Drive Combination Geardrive Reversible Wrenches

Model No.	Size	Model No.	Size
SP17752	5/16"	SP17756	9/16"
SP17753	3/8"	SP17757	5/8"
SP17754	7/16"	SP17758	11/16"
SP17755	1/2"	SP17759	3/4"

GEARDRIVE DOUBLE RING WRENCHES



Metric 15° Offset Double Ring Geardrive Wrenches

Model No.	Size	Model No.	Size
SP17608	8 x 9mm	SP17614	14 x 15mm
SP17610	10 x 11mm	SP17616	16 x 18mm
SP17612	12 x 13mm	SP17617	17 x 19mm



SAE 15° Offset Double Ring Geardrive Wrenches

Model No.	Size	Model No.	Size
SP17652	5/16 x 3/8"	SP17655	9/16 x 5/8"
SP17654	7/16 x 1/2"	SP17656	11/16 x 3/4"

GEARDRIVE DOUBLE RING LONG WRENCHES



Metric 0° Offset Extra Long Double Ring Geardrive Wrenches

Model No.	Size	Model No.	Size
SP17808	8mm	SP17814	14mm
SP17809	9mm	SP17815	15mm
SP17810	10mm	SP17816	16mm
SP17811	11mm	SP17817	17mm
SP17812	12mm	SP17818	18mm
SP17813	13mm	SP17819	19mm



SAE 0° Offset Extra Long Double Ring Geardrive Wrenches

Model No.	Size	Model No.	Size
SP17852	5/16"	SP17856	9/16"
SP17853	3/8"	SP17857	5/8"
SP17854	7/16"	SP17858	11/16"
SP17855	1/2"	SP17859	3/4"

RING OFFSET WRENCHES



METRIC 0° OFFSET RING WRENCHES

Model No.	Size	Model No.	Size
SP15008	8x10mm	SP15016	16x18mm
SP15012	12x14mm	SP15017	17x19mm
SP15013	13x15mm	SP15022	22x24mm



SAE 0° OFFSET RING WRENCHES

Model No.	Size	Model No.	Size
SP15051	5/16"x3/8"	SP15060	5/8"x9/16"
SP15054	1/2"x7/16"	SP15063	3/4"x11/16"



METRIC 40° OFFSET RING WRENCHES

Model No.	Size	Model No.	Size
SP15108	8x9mm	SP15116	16x17mm
SP15110	10x11mm	SP15118	18x19mm
SP15112	12x13mm	SP15122	22x24mm
SP15114	14x15mm		



SAE 40° OFFSET RING WRENCHES

Model No.	Size	Model No.	Size
SP15151	5/16"x3/8"	SP15163	11/16"x3/4"
SP15154	7/16"x1/2"	SP15165	7/8"x15/16"
SP15160	9/16"x5/8"		



METRIC 15° OFFSET LONG RING WRENCHES

Model No.	Size	Model No.	Size
SP15308	8x10mm	SP15316	16x18mm
SP15312	12x14mm	SP15317	17x19mm
SP15313	13x15mm	SP15322	22x24mm



SAE 15° OFFSET LONG RING WRENCHES

Model No.	Size	Model No.	Size
SP15351	5/16"x3/8"	SP15360	5/8"x9/16"
SP15354	1/2"x7/16"	SP15363	3/4"x11/16"

METRIC 75° OFFSET RING WRENCHES

Model No.	Size	Model No.	Size
SP15408	8x9mm	SP15418	18x19mm
SP15410	10x11mm	SP15420	20x22mm
SP15412	12x13mm	SP15421	21x23mm
SP15414	14x15mm	SP15424	24x26mm
SP15416	16x17mm		



E-TORX DOUBLE RING LONG WRENCHES

E TORX® RING WRENCHES

Model No.	Size	Model No.	Size
SP15206	E6xE8	SP15214	E14xE16
SP15210	E10xE12	SP15218	E18xE20



FLARE NUT/FLEXHEAD NUT WRENCHES



METRIC FLARE NUT WRENCHES

Model No.	Size	Model No.	Size
SP16010	10x11mm	SP16014	14x17mm
SP16012	12x13mm	SP16019	19x22mm

SAE FLARE NUT WRENCHES

Model No.	Size	Model No.	Size
SP16051	3/8"x7/16"	SP16057	5/8"x11/16"
SP16054	1/2"x9/16"	SP16060	3/4"x7/8"



METRIC FLEXHEAD FLARE NUT WRENCHES

Model No.	Size	Model No.	Size
SP16110	10x11mm	SP16114	14x17mm
SP16112	12x13mm	SP16119	19x22mm

METRIC FLEXHEAD FLARE NUT WRENCHES

Model No.	Size	Model No.	Size
SP16151	3/8"x7/16"	SP16157	5/8"x11/16"
SP16154	1/2"x9/16"	SP16160	3/4"x7/8"

FLARE NUT CROWFOOT WRENCHES



METRIC FLARE NUT CROWFOOT WRENCH

Model No.	Size	Model No.	Size
SP22270	10mm	SP22275	15mm
SP22271	11mm	SP22276	16mm
SP22272	12mm	SP22277	17mm
SP22273	13mm	SP22278	18mm
SP22274	14mm	SP22279	19mm

SAE FLARE NUT CROWFOOT WRENCH

Model No.	Size	Model No.	Size
SP22291	3/8"	SP22295	5/8"
SP22292	7/16"	SP22296	11/16"
SP22293	1/2"	SP22297	3/4"
SP22294	9/16"		

ADJUSTABLE WRENCHES & PODGER BARS



ADJUSTABLE WRENCHES - CHROME

Model No.	Size	Model No.	Size
SP18010	100mm	SP18030	300mm
SP18015	150mm	SP18037	375mm
SP18020	200mm	SP18045	450mm
SP18025	250mm		

ADJUSTABLE WRENCHES - BLACK

Model No.	Size	Model No.	Size
SP18011	100mm	SP18031	300mm
SP18016	150mm	SP18038	375mm
SP18021	200mm	SP18046	450mm
SP18026	250mm		



WIDE JAW PREMIUM ADJUSTABLE WRENCHES - CHROME

Model No.	Size	Model No.	Size
SP18052	100mm	SP18072	300mm
SP18057	150mm	SP18077	375mm
SP18062	200mm	SP18082	450mm
SP18067	250mm	SP18087	600mm

WIDE JAW PREMIUM ADJUSTABLE WRENCHES - BLACK

Model No.	Size	Model No.	Size
SP18053	100mm	SP18073	300mm
SP18058	150mm	SP18078	375mm
SP18063	200mm	SP18083	450mm
SP18068	250mm	SP18088	600mm



CONSTRUCTION ADJUSTABLE WRENCH

Model No.	Size
SP18093	400mm (15") Construction Adjustable Wrench

PODGER RATCHET BARS (CONSTRUCTION WRENCH)

Model No.	Size	Model No.	Size
SP19310	10x12mm	SP19314	13x17mm
SP19315	14x17mm	SP19316	17x19mm
SP19317	17x21mm	SP19319	19x21mm
SP19321	18x24mm	SP19322	19x24mm
SP19325	22x24mm	SP19327	24x27mm
SP19328	24x30mm	SP19330	27x32mm
SP19332	30x36mm	SP19333	32x36mm
SP19334	36x41mm	SP19335	46x50mm



STUBBY PODGER RATCHET BARS (CONSTRUCTION WRENCH)

Model No.	Size	Model No.	Size
SP19304	19x24mm	SP19305	21x24mm



SP HEX KEYS & SCREWDRIVERS

SECTION INDEX

BIT SETS //

Professional Bit Set	162
Mini Wrench Bit Sets - Low Profile	162
Finger Ratchet Kit	162
Ratchet Bit Set	162
Power Bit Set	163
Socket/Bit Adapters	163
Insert Socket Bit Set	163

FLEXIBLE HOSE DRIVERS //

Half Flexible Hose Clip Nut Driver	162
--	-----

SCREWDRIVER SETS //

Standard Slotted/Phillips in X-Case	164
Go Through Slotted/Phillips in X-Case	164
Electrical Slotted/Phillips in X-Case	164
Torx Slotted/Phillips in X-Case	164
Precision Slotted/Phillips	165
Standard Slotted/Phillips	165

INDIVIDUAL SCREWDRIVERS //

Slotted Premium	166
Slotted Premium Hex Bolster	166
Slotted Electrical	166
Slotted Go Through	166
Phillips Premium	166
Phillips Premium Hex Bolster	166
Phillips Electrical	166
Phillips Go Through	166
Torx Premium	166

IMPACT DRIVER SETS //

Impact Driver Sets	165
--------------------------	-----

HEX KEY SETS //

Black Ball Drive Hex	167
Black Torx Drive	167
Chrome Magnetic Ball Drive Hex	167
Chrome Magnetic Ball Drive Torx	167
Chrome Jumbo Magnetic Ball Drive	167
Folding Magnetic Ball Drive Hex	168
Folding Magnetic Ball Drive Torx	168
T-Handle Sets - Hex & Torx	168

INDIVIDUAL KEYS //

T-Handle Hex	168
T-Handle Torx	168
Black Ball Drive Hex	169
Black Torx Drive	169
Chrome Long Series Ball Drive Hex	169
Chrome Long Series Ball Drive Torx	169

BIT SETS



37PC PROFESSIONAL BIT SET

Model No.	Description
SP39610	<ul style="list-style-type: none">• 6 x Hexagon 30mm(L) Bits - 4, 5, 6, 8, 10, 12mm• 6 x Spline 30mm(L) Bits - M4, M5, M6, M8, M10, M12• 12 x Torx 30mm(L) Bits - T10, T15, T20, T27, T30, T40, T45, T50, T55, T60, T70• 10 x Ribe 30mm(L) Bits - M4, M5, M6, M7, M8, M9, M10, M12, M13, M14• 1 x 100mm Extension Bit Holder• 1 x 3/8" Dr Bit Adapter• 1 x 1/2" Dr Bit Adapter



60PC PROFESSIONAL BIT SET

Model No.	Description
SP39620	<p>10mm Dr Inhex Shank 30mm(L) Bits</p> <ul style="list-style-type: none">• Inhex - H4, H5, H6, H7, H8, H10, H12, H14 & H17• Spline - M5, M6, M8, M10 & M12• Torx - T20, T25, T27, T30, T40, T45, T50, T55 & T60 <p>10mm Dr Inhex Shank 75mm(L) Bits</p> <ul style="list-style-type: none">• Inhex - H4, H5, H6, H7, H8, H9, H9.5, H10 & H12• Spline - M5, M6, M8, M10, M12, M14 & M16• Torx - T20, T25, T27, T30, T40, T45, T50, T55 & T60• Ribe - M6, M7, M8, M10 & M12• Square - 8, 9 & 10mm <p>• 10mm Inhex Bit Adapters - 3/8" & 1/2"Dr</p> <p>• 1/2"Dr x 14mm Inhex Bit Adapter</p> <p>• 10mm Inhex x 14mm Inhex Dr Buffer Adapter</p>



7PC MINI WRENCH BIT SET - LOW PROFILE - DIAMOND COATED

- Low Profile, 9.5mm clearance
- Access screws in extremely low clearance areas that are normally impossible to reach with regular screwdrivers without major disassembly
- Ideal for use behind dashboards and inside electronics
- Diamond coated tips provide more grip and performance
- Flat, high grade aluminium handles - 108mm Long

Model No.	Description
SP39650	<ul style="list-style-type: none">• Slotted - SL3/16", SL1/4", SL5/16",• Phillips - PH0, PH1, PH2 & PH3
SP39660	<ul style="list-style-type: none">• Torx - T10, T15, T20, T25, T27, T30 & T40



5PC FINGER RATCHET KIT

Model No.	Description
SP39605	<ul style="list-style-type: none">• 1/4" Dr x 10mm Quick Release Adapter• 3/8" Dr x 13mm Quick Release Adapter• 10mm Finger Ratchet• 13mm Finger Ratchet• 10mm Bit Adapter



8PC RATCHET BIT SET

Model No.	Description
SP39608	<ul style="list-style-type: none">• Bit Driver• 3 x Phillip Bits PH1, PH2 & PH3• 2 x Slotted Bits SL4.5 & SL7• 2 x Torx Bits T15 & T20


67PC POWER BIT SET

Model No.	Description
SP39510	<ul style="list-style-type: none">• 8 x Hexagon Bits - 2, 2.5, 3, 4, 5, 6, 7, 8mm• 6 x Phillips Bits - PH.1, PH.2, PH.3 all x 2• 6 x Pozidrive Bits - PZ.1, PZ.2, PZ.3 all x 2• 4 x Square Bits - S-0, S-1, S-2, S-3• 5 x Slotted Bits - 3, 4, 4.5, 5.5, 6.5mm• 3 x Wrench Bits - 6, 8, 10mm• 10 x Tx-Star Bits - T7, T8, T9, T10, T15, T20, T25, T27, T30, T40 (Tx=Torx)• 10 x Tamper Tx-Star Bits - T7, T8, T9, T10, T15, T20, T25, T27, T30, T40• 9 x Tx-Plus Bits - T10, T15, T20, T25, T27, T30, T40, T45, T50• 3 x Spline Bits - M5, M6, M8• 1 x 100mm(L) Bit Holder, Wobble Drive• 1 x 25mm(L) 1/4" Dr Socket Adapter• 1 x 1/4" Dr Bit Adapter



2-IN-1 SOCKET/BIT ADAPTERS - 1/4"DR

Model No.	Description
SP39515	<p>1/4" Square Dr x 1/4" Hex 2-in-1 Adapter</p> <ul style="list-style-type: none">• Adapter quickly converts to 1/4" square drive or 1/4" hex for quick and effortless changes between sockets and bits.
SP39518	<p>Universal 1/4" Square Dr x 1/4" Hex 2-in-1 Adapter</p> <ul style="list-style-type: none">• Adapter quickly converts to 1/4" square drive or 1/4" hex for quick and effortless changes between sockets and bits.• Middle slide gives you 15° to 20° universal range for difficult to reach applications.




22PC 1/2" DR INSERT SOCKET BIT SET

Model No.	Description
SP39615	<ul style="list-style-type: none">• 5-12mm Hexagon sockets• T40-T70 Torx sockets• M8-M14 Ribe sockets• M8-M14 Spline sockets



HALF FLEXIBLE HOSE CLIP NUT DRIVER, 1/4" DR

Model No.	Description
SP30861	<ul style="list-style-type: none">• Sizes: PH1, PH2, PZ1, PZ2, SL4, SL5, T20, T25, T30 & T40
SP30862	<ul style="list-style-type: none">• Sizes: 5, 6, 7, 8, 10mm 1/4" Dr Sockets



SCREWDRIVER SETS

- Hex bolster on some models let you generate more power with a wrench
 - Reinforced connection between blade and moulded core
- Tips are induction hardened for long lasting performance
 - Professional ‘ERGO-GRIP’ proven to generate more power without slipping



12PC SCREWDRIVER SET IN X-CASE

Model No.	Description
SP34012	<ul style="list-style-type: none">• 6 x Slotted Screwdrivers - 6.5x38mm, 3.0x75mm, 5.5x100mm, 6.5x100mm, 6.0x150mm, 8.0x150mm• 6 x Phillips Screwdrivers - #2x38mm, #0x75mm, #1x80mm, #2x100mm, #2x150mm, #3x150mm



8PC GO THROUGH SCREWDRIVER SET IN X-CASE

Model No.	Description
SP34020	<ul style="list-style-type: none">• 4 x Slotted Screwdrivers - 6.5x100mm, 6.5x150mm, 8x150mm & 8x200mm• 4 x Phillips Screwdrivers - #2x100mm, #2x150mm, #3x150mm & #3x200mm



8PC ELECTRICAL SCREWDRIVER SET IN X-CASE

Model No.	Description
SP34042	<ul style="list-style-type: none">• 4 x Slotted Screwdrivers - 3.0x80mm, 4.0x100mm 5.5.x125mm & 6.5x150mm• 4 x Phillips Screwdrivers - #0x75mm, #1x75mm #2x100mm & #3x150mm



8PCE TORX SCREWDRIVER SET IN X-CASE

Model No.	Description
SP34050	<ul style="list-style-type: none">• 8 x Torx Screwdrivers - T8, T10, T15, T20, T25, T27, T30 & T40

6PC MINI SCREWDRIVER SET (JEWELLERS SET)

Model No.	Description
SP34005	<ul style="list-style-type: none">• 3 x Slotted Screwdrivers - 2.0x50mm, 2.5x50mm, 3.0x50mm• 3 x Phillips Screwdrivers - #000x50mm, #00x50mm, #0x50mm• Revolving handle cap for precision and speed• Tapered handle for rapid rotation• Precision ground CRV blades with induction hardened tips



PREMIUM 12PC SCREWDRIVER SET

Model No.	Description
SP34002	<ul style="list-style-type: none">• 6 x Slotted Screwdrivers - 6.5*38, 3.0*75, 5.5*100, 6.5*150 with hex bolster, 8*150 with hex bolster• 6 x Phillips Screwdrivers - #2*38, #0*75, #1*80, #2*100, #2*150 with hex bolster, 3*150 with hex bolster• Abrasion Resistant Tip• 4 Sizes with Hex Bolster• Satin Finish Top• TPR Grip



12PC SCREWDRIVER SET - PLASTIC CASE

Model No.	Description
SP34000	<ul style="list-style-type: none">• 6 x Slotted Screwdrivers – 3.0*75, 5.5*100, 6.5*38, 6.5*100, 6.5*150, 8.0*150• 6 x Phillips Screwdrivers - #0*75, #1*75, #2*38, #2*100, #2*150, #3*150• Handles are Moulded Plastic Acetate for Easy Cleaning



IMPACT DRIVER SETS

13PC IMPACT DRIVER SET

Model No.	Description
SP34030	<ul style="list-style-type: none">• Impact Driver• 4 x Slotted Bits - 5, 6, 8 & 9mm• 4 x Phillips Bits - #1, #2, #3 & #4• 4 x Inhex Bits - 4, 5, 6 & 8mm



10PC 1/2" DR HEAVY-DUTY IMPACT DRIVER SET

Model No.	Description
SP34035	<ul style="list-style-type: none">• 4 x Phillips Bits - #2x1-3/8", #2x3-1/8", #3x1-3/8", #3x3-1/8"• 4 x Slotted Bits - 5/16x1-3/8", 5/16x3-1/8", 3/8x1-3/8", 3/8x3-1/8"• Bit Holder has 1/2" & 5/16" Hex for Phillips and Slotted Bits• Impact handle



SCREWDRIVERS

PREMIUM SLOTTED
SCREWDRIVERS

Model No.	Size
SP34120	3.0 x 75mm
SP34123	5.5 x 100mm
SP34126	6.5 x 38mm
SP34127	6.5 x 100mm

PREMIUM HEAVY-DUTY
HEX BOLSTER
SCREWDRIVERS

Model No.	Size
SP34141	6.0 x 150mm
SP34142	8.0 x 150mm

PREMIUM ELECTRICAL
SLOTTED
SCREWDRIVERS

Model No.	Size
SP34411	3.0 x 100mm
SP34413	4.0 x 100mm
SP34414	5.5 x 125mm
SP34416	6.5 x 150mm

GO THROUGH SLOTTED
SCREWDRIVERS

Model No.	Size
SP34150	6.5 x 100mm
SP34152	6.5 x 150mm
SP34153	8.0 x 150mm
SP34154	8.0 x 200mm

PREMIUM TORX TAMPER
SCREWDRIVERS

Model No.	Size	Model No.	Size
SP34301	T8 x 75	SP34305	T25 x 100
SP34302	T10 x 100	SP34306	T27 x 100
SP34303	T15 x 100	SP34307	T30 x 100
SP34304	T20 x 100	SP34308	T40 x 100

PHILLIPS PREMIUM
SCREWDRIVERS

Model No.	Size
SP34220	#0 x 75mm
SP34224	#1 x 80mm
SP34230	#2 x 38mm
SP34231	#2 x 100mm

PREMIUM HEAVY-DUTY
HEX BOLSTER PHILLIPS
SCREWDRIVERS

Model No.	Size
SP34241	#2 x 150mm
SP34242	#3 x 150mm

PREMIUM ELECTRICAL
PHILLIPS
SCREWDRIVERS

Model No.	Size
SP34430	#0 x 75mm
SP34431	#1 x 100mm
SP34432	#2 x 100mm
SP34453	#3 x 150mm

GO THROUGH PHILLIPS
SCREWDRIVERS

Model No.	Size
SP34260	#2 x 100mm
SP34262	#2 x 150mm
SP34264	#3 x 150mm
SP34265	#3 x 200mm

HEX SETS

9PC - KEY SETS - BLACK

Model No.	Size
SP34501	Metric Ball Drive Hex Key Set • 1.5, 2, 2.5, 3, 4, 5, 6, 8 & 10mm
SP34502	SAE Ball Drive Hex Key Set • 1/16", 5/64", 3/32", 1/8", 5/32", 3/16", 1/4", 5/16", & 3/8"
SP34507	Torx® Ball Drive Key Set • T-10, T-15, T-20, T-25, T-27, T-30, T-40, T-45 & T-50

9PC - MAGNETIC KEY SETS - CHROME

Model No.	Size
SP34511	Metric Magnetic Ball Drive Hex Key Set • 1.5, 2, 2.5, 3, 4, 5, 6, 8 & 10mm
SP34512	SAE Magnetic Ball Drive Hex Key Set • 1/16", 5/64", 3/32", 1/8", 5/32", 3/16", 1/4", 5/16" & 3/8"
SP34517	Torx® Magnetic Ball Drive Key Set • T-10, T-15, T-20, T-25, T-27, T-30, T-40, T-45 & T-50

13PC - MAGNETIC KEY SETS - CHROME

Model No.	Size
SP34521	Metric Magnetic Ball Drive Hex Key Set • 1.27, 1.5, 2, 2.5, 3, 4, 4.5, 5, 5.5, 6, 7, 8 & 10
SP34522	SAE Magnetic Ball Drive Hex Key Set • 0.05, 1/16", 5/64", 3/32", 7/64", 1/8", 9/64", 5/32", 3/16", 7/32, 1/4", 5/16" & 3/8"

13PC - MAGNETIC "JUMBO" KEY SETS CHROME

Model No.	Size
SP34526	Metric Magnetic Ball Drive Hex Key Set • 2, 2.5, 3, 4, 5, 6, 7, 8 10, 12, 14, 17 & 19
SP34527	SAE Magnetic Ball Drive Hex Key Set • 1/16", 5/64", 3/32", 1/8", 5/32", 3/16", 1/4", 5/16", 3/8", 1/2", 9/16", 5/8" & 3/4"

HEX SETS



3PC FOLDING MAGNETIC KEY SET - CHROME

Model No.	Size
SP34560	9pc Metric Folding Magnetic Hex Key Set • 1.5, 2, 2.5, 3, 3.5, 4, 4.5, 5 & 6mm
	8pc SAE Folding Magnetic Hex Key Set • 1/16", 5/64", 3/32", 1/8", 9/64", 5/32", 3/16" & 1/4"
	7pc Torx® Folding Magnetic Key Set • T10, T15, T20, T25, T27, T30 & T40

FOLDING MAGNETIC KEY SETS - CHROME

Model No.	Size
SP34561	9pc Metric Folding Magnetic Hex Key Set • 1.5, 2, 2.5, 3, 3.5, 4, 4.5, 5 & 6mm
SP34562	8pc SAE Folding Magnetic Hex Key Set • 1/16", 5/64", 3/32", 1/8", 9/64", 5/32", 3/16" & 1/4"
SP34567	7pc Torx® Folding Magnetic Key Set • T10, T15, T20, T25, T27, T30 & T40

T-HANDLE KEY SETS

Model No.	Size
SP34705	8pc Metric T-Handle Hex Key Set • 2, 2.5, 3, 4, 5, 6, 8 & 10mm
SP34706	8pc SAE T-Handle Hex Key Set • 5/64", 3/32", 1/8", 5/32", 3/16", 1/4", 5/16" & 3/8"
SP34708	8pc Torx® T-Handle Hex Key Set • T8, T10, T15, T20, T25, T30, T40 & T50

AVAILABLE IN:



HEX KEYS



METRIC T-HANDLE KEY - TWO WAY (ORANGE HANDLE)

Model No.	Size	Model No.	Size	Model No.	Size	Model No.	Size
SP34721	2mm	SP34723	3mm	SP34725	5mm	SP34727	8mm
SP34722	2.5mm	SP34724	4mm	SP34726	6mm	SP34728	10mm

SAE T-HANDLE KEY - TWO WAY (RED HANDLE)

Model No.	Size	Model No.	Size	Model No.	Size	Model No.	Size
SP34751	5/64"	SP34754	1/8"	SP34757	3/16"	SP34760	5/16"
SP34752	3/32"	SP34755	9/64	SP34758	7/32"	SP34761	3/8"
SP34753	7/64"	SP34756	5/32	SP34759	1/4"		

TORX T-HANDLE KEY - TWO WAY (GREEN HANDLE)

Model No.	Size	Model No.	Size	Model No.	Size	Model No.	Size
SP34860	T-8	SP34862	T-15	SP34864	T-25	SP34866	T-40
SP34861	T-10	SP34863	T-20	SP34865	T-30	SP34867	T-50

HEX KEYS



HEX KEYS METRIC - BLACK

Model No.	Pack	Size	Model No.	Pack	Size
SP34602	5	1.5mm	SP34609	5	5mm
SP34603	5	2mm	SP34611	5	6mm
SP34604	5	2.5mm	SP34613	5	8mm
SP34605	5	3mm	SP34615	5	10mm
SP34607	5	4mm			



HEX KEYS SAE - BLACK

Model No.	Pack	Size	Model No.	Pack	Size
SP34652	5	1/16"	SP34659	5	3/16"
SP34653	5	5/64"	SP34661	5	1/4"
SP34654	5	3/32"	SP34662	5	5/16"
SP34656	5	1/8"	SP34663	5	3/8"
SP34658	5	5/32"			



LONG SERIES HEX KEYS METRIC - CHROME

Model No.	Pack	Size	Model No.	Pack	Size
SP34901	5	1.27mm	SP34915	5	10mm
SP34902	5	1.5mm	SP34916	2	12mm
SP34903	5	2mm	SP34917	2	14mm
SP34904	5	2.5mm	SP34918	2	17mm
SP34905	5	3mm	SP34919	2	19mm
SP34907	5	4mm	SP34920	1	22mm
SP34909	5	5mm	SP34921	1	24mm
SP34911	5	6mm	SP34922	1	27mm
SP34912	5	7mm	SP34923	1	30mm
SP34913	5	8mm	SP34924	1	32mm
			SP34925	1	36mm



LONG SERIES HEX KEYS SAE - CHROME

Model No.	Pack	Size	Model No.	Pack	Size
SP34951	5	0.05	SP34961	5	1/4"
SP34952	5	1/16"	SP34962	5	5/16"
SP34953	5	5/64"	SP34963	5	3/8"
SP34954	5	3/32"	SP34964	2	7/16"
SP34955	5	7/64"	SP34965	2	1/2"
SP34956	5	1/8"	SP34966	2	9/16"
SP34957	5	9/64"	SP34967	2	5/8"
SP34958	5	5/32"	SP34968	2	3/4"
SP34959	5	3/16"	SP34969	1	7/8"
SP34960	5	7/32"	SP34970	1	1"



TORX KEYS - BLACK

Model No.	Pack	Size	Model No.	Pack	Size
SP34681	5	T-10	SP34686	5	T-30
SP34682	5	T-15	SP34687	5	T-40
SP34683	5	T-20	SP34688	5	T-45
SP34684	5	T-25	SP34689	5	T-50



TORX KEYS - CHROME

Model No.	Pack	Size	Model No.	Pack	Size
SP34980	5	T-9	SP34985	5	T-27
SP34981	5	T-10	SP34986	5	T-30
SP34982	5	T-15	SP34987	5	T-40
SP34983	5	T-20	SP34988	5	T-45
SP34984	5	T-25	SP34989	5	T-50

7 SP PLIERS & CUTTERS

SECTION INDEX

PLIERS & CUTTERS //

Pliers & Cutter Sets	172
Combination Pliers	173
Long Nose Pliers	173
Bent Nose Pliers	173
Diagonal Cutters	174
Flush Cut Diagonal Cutters	174
Cable Cutters	174

LONG HANDLE PLIERS //

Long Handle Pliers Sets	172
Straight Long Handle	174
Bent Long Handle	174
Bent Nose Pliers	174
Hose Long Handle	174

LOCKING PLIERS //

Locking Pliers Sets	172
Curved Jaw Locking Pliers	175
Straight Jaw Locking Pliers	175
Long Nose Locking Pliers	176
Large Jaw Locking Pliers	176

CIRCLIP PLIERS //

Circlip Pliers Sets	173
Straight Internal Circlip Pliers	175
Straight External Circlip Pliers	175
Bent Internal Circlip Pliers	175
Bent External Circlip Pliers	175

SAFETY WIRE TWISTING PLIERS //

Safety Wire Twisting Pliers	176
Safety Lock Wire	176

SNAP RING PLIERS SET //

Snap Ring Pliers Set	173
----------------------------	-----

ADJUSTABLE JOINT PLIERS //

Adjustable Joint Pliers	176
Self Adjusting Pliers	176

E-RING TOOL KIT //

E- Ring Tool Kit	173
------------------------	-----

AVIATION SNIPS //

Aviation Snips	177
Aviation Snips Offset	177
Long Snips	177

TOWER PINCERS & END NIPPERS //

Tower Pincers	177
End Nippers	177

PLIERS SETS



4PC MINI PLIERS/CUTTER SET

Model No.	Description
SP32901	<ul style="list-style-type: none">• 130mm Long Nose Pliers• 115mm Diagonal Cutters• 115mm End Cutters• 115mm Combination Pliers



3PC LONG HANDLE PLIERS SET

Model No.	Description
SP32905	<ul style="list-style-type: none">• Straight Long Handle Pliers• 45 Degree Bent Long Handle Pliers• 90 Degree Bent Long Handle Pliers



3PC CURVED JAW LOCKING PLIERS SET

Model No.	Description
SP32921	<ul style="list-style-type: none">• 125mm Curved Jaw Locking Pliers• 175mm Curved Jaw Locking Pliers• 250mm Curved Jaw Locking Pliers



3PC 200MM PLIERS/CUTTER SET

Model No.	Description
SP32903	<ul style="list-style-type: none">• 200mm High Leverage Combination Pliers• 200mm High Leverage Long Nose Pliers• 200mm High Leverage Diagonal Cutters



3PC LONG HANDLE HOSE PLIERS SET

Model No.	Description
SP32906	<ul style="list-style-type: none">• 15/16" Hose Long Handle Pliers• 1/2" Hose Long Handle Pliers• 3/4" Hose Long Handle Pliers



3PC LOCKING PLIERS SET

Model No.	Description
SP32926	<ul style="list-style-type: none">• 250mm Curved Jaw Locking Pliers• 250mm Straight Jaw Locking Pliers• 225mm Long Nose Locking Pliers

3PC MULTIGRIPS PLIERS SET

Model No.	Description
SP32910	<ul style="list-style-type: none">• 200mm• 250mm• 300mm

CIRCLIP & SNAP RING SETS

4PC CIRCLIP PLIERS SET

Model No.	Size
SP32931	140mm Circlip Pliers Set
SP32932	175mm Circlip Pliers Set
SP32933	240mm Circlip Pliers Set
	<ul style="list-style-type: none">• All circlip Pliers sets include straight internal, bent internal, straight external & bent external circlip Pliers



SNAP RING PLIERS SET

Model No.	Size
SP32305	<ul style="list-style-type: none">• 160mmIncludes 4 x interchangeable heads:• Internal straight & bent• External straight & bent



E-RING TOOL KIT

Model No.	Size
SP32380	<ul style="list-style-type: none">• Composite handle with interchangeable heads• Suitable for fast removal and installation of E-Rings without damage• Reversible blades hold E-Ring in place for easy installation• Sizes: 6, 7, 8, 9mm



INDIVIDUAL PLIERS

HIGH LEVERAGE COMBINATION PLIERS

Model No.	Size
SP32007	175mm
SP32008	200mm



HIGH LEVERAGE LONG NOSE PLIERS

Model No.	Size
SP32106	150mm
SP32108	200mm



HIGH LEVERAGE BENT NOSE PLIERS

Model No.	Size
SP32158	200mm



INDIVIDUAL PLIERS (Continued)



275MM LONG HANDLE PLIERS - STRAIGHT

Model No.	Size
SP32162	Long Handle Straight Pliers



275MM LONG HANDLE PLIERS - BENT

Model No.	Size
SP32163	Long Handle 45 Degree Bent Pliers
SP32164	Long Handle 90 Degree Bent Pliers



275MM LONG HANDLE PLIERS - BENT

Model No.	Size
SP32172	Long Handle 5/16" Hose Pliers
SP32173	Long Handle 1/2" Hose Pliers
SP32174	Long Handle 3/4" Hose Pliers

INDIVIDUAL CUTTERS



HIGH LEVERAGE DIAGONAL CUTTERS

Model No.	Size
SP32206	150mm
SP32207	180mm
SP32208	200mm



HIGH LEVERAGE CABLE CUTTERS

Model No.	Size
SP32258	200mm • Copper & Aluminum Cable Only • Maximum Size 5mm



FLUSH CUT DIAGONAL CUTTERS

Model No.	Size
SP32204	150mm • Ideal for Cutting Zipties

INDIVIDUAL CIRCLIP PLIERS

STRAIGHT INTERNAL CIRCLIP PLIERS

Model No.	Size
SP32311	140mm
SP32301	175mm
SP32321	240mm



BENT INTERNAL CIRCLIP PLIERS

Model No.	Size
SP32313	140mm
SP32303	175mm
SP32323	240mm



STRAIGHT EXTERNAL CIRCLIP PLIERS

Model No.	Size
SP32312	140mm
SP32302	175mm
SP32322	240mm



BENT EXTERNAL CIRCLIP PLIERS

Model No.	Size
SP32314	140mm
SP32304	175mm
SP32324	240mm



LOCKING PLIERS

LOCKING PLIERS - CURVED JAW

Model No.	Size
SP32601	125mm
SP32602	175mm
SP32603	250mm



LOCKING PLIERS - STRAIGHT JAW

Model No.	Size
SP32612	175mm
SP32613	250mm



LOCKING PLIERS (Continued)



LOCKING PLIERS - LONG NOSE

Model No.	Size
SP32621	150mm
SP32623	225mm

LOCKING PLIERS - LARGE JAW

Model No.	Size
SP32633	250mm (10")

ADJUSTABLE & SELF ADJUSTING MULTIGRIPS



ADJUSTABLE MULTIGRIPS

Model No.	Size
SP32401	200mm
SP32402	250mm
SP32403	300mm

SELF ADJUSTING MULTIGRIPS

Model No.	Description
SP32420	180mm (7")
SP32425	250mm (10")
	<ul style="list-style-type: none">• "Gorilla Grip" Serrated Jaws• Self-adjusting jaws adjust automatically• Increased torque

WIRE TWISTING PLIERS & WIRE



SAFETY WIRE TWISTING PLIERS

Model No.	Description
SP32597	150mm Reversible



SAFETY LOCK WIRE (TWIST)

Model No.	Description
SP32599	1.0mm 500Gr Roll

AVIATION SNIPS

AVIATION SNIPS - HEAVY-DUTY

Model No.	Description
SP32261	• Right Cut - Green
SP32262	• Centre Cut - Yellow
SP32263	• Left Cut - Red
	<ul style="list-style-type: none">• Forged chrome molybdenum blades for increased strength and durability• High leverage allows effortless extended use• 250mm (10")

AVIATION SNIPS - OFFSET - HEAVY-DUTY

Model No.	Description
SP32264	• Right Cut - Green
SP32265	• Left Cut - Red
	<ul style="list-style-type: none">• Forged chrome molybdenum blades for increased strength and durability• High leverage allows effortless extended use• 250mm (10")

LONG SNIPS - HEAVY-DUTY

Model No.	Description
SP32260	<ul style="list-style-type: none">• Forged chrome molybdenum blades for increased strength and durability• High leverage allows effortless extended use• 300mm (12")



TOWER PINCERS & END NIPPERS

TOWER PINCERS

Model No.	Description
SP32268	<ul style="list-style-type: none">• Forged chrome molybdenum blades for increased strength and durability• High leverage allows effortless extended use• 250mm (10")

END NIPPERS

Model No.	Description
SP32269	<ul style="list-style-type: none">• Forged chrome molybdenum blades for increased strength and durability• High leverage allows effortless extended use• 200mm (8")



8

STRIKING CUTTING FASTENING

SECTION INDEX

HAMMERS //	
Ball Pein	180
Ball Pein One Piece	180
Ball Pein Tom Thumb	180
Dead Blow	180
Club	180
Sledge Hammers	181
Rubber Mallets	181
Dual Head	181
Replacement Dual Head	181
CHISELS & PUNCHES //	
Punch & Chisel Set	182
Cold Chisel Set	182
Taper Punch Set	182
Centre Punch Set	182
Pin Punch Set	182
Hollow Punch Set	182
Impact Bars	183
Individual Chisels	183
Individual Punches	183
CUTTING //	
Utility Knives	184
Multi - Function Tools	185
Files	185
Hacksaws	185
Burrs	186
Deburring Tools	186
Drill Bit Sets	186
Step Drill Bit Sets	186
FASTENING //	
Riveters	187

HAMMERS



BALL PEIN HAMMERS
FIBREGLASS HANDLE

Model No.	Size	Model No.	Size
SP30163	340g / 12oz / .75lbs	SP30175	680g / 24oz / 1.5lbs
SP30167	454g / 16oz / 1lbs	SP30183	907g / 32oz / 2lbs

BALL PEIN HAMMERS
ONE PIECE

Model No.	Size	Model No.	Size
SP30185	454g / 16oz / 1lbs	SP30187	907g / 32oz / 2lbs
SP30186	680g / 24oz / 1.5lbs		

BALL PEIN HAMMER
TOM THUMB

Model No.	Size
SP30189	227g / 8oz / .5lbs

BALL PEIN HAMMERS
HICKORY HANDLE

Model No.	Size	Model No.	Size
SP30108	227g / 8oz / .5lbs	SP30116	454g / 16oz / 1lbs
SP30112	340g / 12oz / .75lbs	SP30124	680g / 24oz / 1.5lbs

DEAD BLOW HAMMERS

Model No.	Size	Model No.	Size
SP30216	454g / 16oz / 1lbs	SP30237	1247g / 44oz / 2.7lbs
SP30232	907g / 32oz / 2lbs	SP30248	1361g / 48oz / 3lbs

CLUB HAMMER

Model No.	Size	Model No.	Size
SP30332	907g / 32oz / 2lbs	SP30364	1814 / 64oz / 4lbs
SP30348	1361g / 48oz / 3lbs		

SLEDGE HAMMER
FIBREGLASS HANDLE

Model No.	Size	Model No.	Size
SP30372	3.6kg / 128oz / 8lbs	SP30376	5.4kg / 192oz / 12lbs
SP30374	4.5kg / 160oz / 10lbs		

RUBBER MALLETS
FIBREGLASS HANDLE

Model No.	Size	Color
SP30274	454g / 16oz / 1lbs	Black
SP30275	454g / 16oz / 1lbs	White
SP30276	680g / 24oz / 1.5lbs	Black

DUEL SOFT HEAD HAMMER
FIBREGLASS HANDLE

Model No.	Size	Model No.	Size
SP30405	35mm	SP30425	50mm
SP30415	40mm		

SOFT/HARD HEAD HAMMER
FIBREGLASS HANDLE

Model No.	Size	Model No.	Size
SP30406	35mm	SP30426	50mm
SP30416	40mm		

ALUMINIUM/COPPER HEAD HAMMER
FIBREGLASS HANDLE

Model No.	Size	Model No.	Size
SP30407	35mm	SP30427	50mm
SP30417	40mm		

SOFT HAMMER
REPLACEMENT HEADS


Model No.	Size	Suits
SP30481	35mm	SP30405, SP30406 & SP30407
SP30484	40mm	SP30415, SP30416 & SP30417
SP30487	50mm	SP30425, SP30426 & SP30427

HARD HAMMER
REPLACEMENT HEADS

Model No.	Size	Suits
SP30482	35mm	SP30405, SP30406 & SP30407
SP30485	40mm	SP30415, SP30416 & SP30417
SP30488	50mm	SP30425, SP30426 & SP30427

ALUMINIUM & COPPER
HAMMER REPLACEMENT HEADS

Model No.	Size	Suits
SP30483	35mm	SP30405, SP30406 & SP30407
SP30486	40mm	SP30415, SP30416 & SP30417
SP30489	50mm	SP30425, SP30426 & SP30427



PUNCHES & CHISELS



10PC PUNCH & CHISEL SET

Model No.	Description
SP30841	<ul style="list-style-type: none">2, 3, 4, 5, 6, 8 & 10mm Pin Punches12, 20 & 24mm Cold ChiselsChrome Molybdenum



5PC COLD CHISEL SET

Model No.	Description
SP30821	<ul style="list-style-type: none">12, 16, 20, 24 & 29mm Cold ChiselsChrome Molybdenum



7PC TAPER PUNCH SET

Model No.	Description
SP30921	<ul style="list-style-type: none">1x10x120, 2x10x120, 3x10x120, 4x12x150, 5x12x150, 6x12x150 & 8x12x150mm



4PC CENTRE PUNCH SET

Model No.	Description
SP30931	<ul style="list-style-type: none">3x8x100, 4x10x120, 5x12x150 & 6x16x150mm



7PC PIN PUNCH SET

Model No.	Description
SP30831	<ul style="list-style-type: none">2, 3, 4, 5, 6, 8 & 10mm Pin PunchesChrome Molybdenum



9PC HOLLOW PUNCH SET

Model No.	Description
SP30950	<ul style="list-style-type: none">2.5, 3, 4, 5, 6, 7, 8, 9 & 10mm



IMPACT BARS

Model No.	Description
SP70863	<ul style="list-style-type: none">1/2" Impact Bar
SP70868	<ul style="list-style-type: none">3/4" Impact Bar
<ul style="list-style-type: none">Creates impact to shock frozen nuts loose8 x Torque multiplication with a single hammer blowNo compressed air requiredApplications include: automotive engine repairs, under body repairs, small engine repairs, industrial, all terrain vehicles, on site servicing, heavy vehicle toolkits	



INDIVIDUAL COLD CHISELS

Model No.	Size	Model No.	Size
SP30822	12 x 150mm	SP30825	24 x 200mm
SP30823	16 x 150mm	SP30826	29 x 200mm
SP30824	20 x 200mm		



INDIVIDUAL TAPER PUNCHES

Model No.	Size	Model No.	Size
SP30922	1x10x120mm	SP30926	5x12x150mm
SP30923	2x10x120mm	SP30927	6x12x150mm
SP30924	3x10x120mm	SP30928	8x12x150mm
SP30925	4x12x150mm		



INDIVIDUAL CENTRE PUNCHES

Model No.	Size	Model No.	Size
SP30932	3x8x100mm	SP30934	5x12x150mm
SP30933	4x10x120mm	SP30935	6x16x150mm



INDIVIDUAL PIN PUNCHES

Model No.	Size	Model No.	Size
SP30832	2mm x 115mm	SP30836	6mm x 180mm
SP30833	3mm x 125mm	SP30837	8mm x 180mm
SP30834	4mm x 150mm	SP30838	10mm x 180mm
SP30835	5mm x 165mm		



INDIVIDUAL HOLLOW PUNCHES

Model No.	Size	Model No.	Size
SP30951	2.5mm	SP30955	6mm
SP30952	3mm	SP30956	7mm
SP30953	4mm	SP30957	8mm
SP30954	5mm	SP30958	9mm
		SP30959	10mm

UTILITY KNIVES



FOLDING STOCK KNIFE

Model No.	Description	
SP30855	FEATURES <ul style="list-style-type: none">Stainless Steel BladeTimber HandleStorage pouch with belt clip	LENGTH <ul style="list-style-type: none">Blade Length: 93mmClosed Length: 125mmOverall Length: 218mm



FOLDING POCKET KNIFE

Model No.	Description	
SP30856	FEATURES <ul style="list-style-type: none">420 Stainless Steel BladeABS Handle	LENGTH <ul style="list-style-type: none">Blade Length: 92mmClosed Length: 121mmOverall Length: 213mm



RETRACTABLE UTILITY KNIFE

Model No.	Description	
SP30851	FEATURES <ul style="list-style-type: none">Multi StopStandard Utility KnifeRubber GripHeavy-Duty Design	



FOLDING UTILITY KNIFE

Model No.	Description	
SP30854	FEATURES <ul style="list-style-type: none">Closed Length: 110mm420 Stainless Steel Blade420 Stainless Steel Handle with Rubber Grip	



FOLDING UTILITY KNIFE

Model No.	Description	
SP30850	FEATURES <ul style="list-style-type: none">Folding Lock-Back Utility KnifeIncludes Spare Blades	

MULTIFUNCTION TOOLS

13 IN 1 MULTI-FUNCTION TOOL WITH LED FLASH LIGHT

Model No.	Description	
SP30859	FEATURES <ul style="list-style-type: none">420 Stainless steel tools + rubber gripLength closed - 100mmTool pouchNeedle nose PliersWire cutter & stripperLED flashlight with battery trayNormal bladeScissors, file, bottle opener, sawLarge, medium & small flat screwdriversReamer, phillips screwdriver, can opener	



FILES

5PC FILE SET - 254MM (10")

Model No.	Description	
SP36035	FEATURES <ul style="list-style-type: none">Precision cut teeth ensure a high material removal rateHeat-treated hardened steel ensures that teeth stay sharp for longerIdeal for sharpening, shaping and de-burring metals and polymers	FILES INCLUDED: <ul style="list-style-type: none">Flat File Bastard CutMillsaw File Bastard CutHalf Round Second CutSquare File Second CutRound File Bastard CutIncludes storage pouch



HACKSAWS


12" PROFESSIONAL ALLOY HACKSAW

Model No.	Description	
SP35105	FEATURES <ul style="list-style-type: none">Heavy-Duty aluminium hacksaw frameBlade tension up to 30000 PSIComfortable "Gorilla Grip" to suit large hands	



12" ALLOY BOXFRAME HACKSAW

Model No.	Description	
SP35100	FEATURES <ul style="list-style-type: none">Quick release mechanism for easy blade changeRugged alloy/steel construction12"/305mm blade94mm throat90°/45° blade settings	



TUNGSTEN CARBIDE BURRS



5PC BURR SETS

Model No.	Description
SP31380	• Cylinder, cylinder with radius top, ball, tree with radius top & oval egg burrs
SP31385	• Cylinder, cylinder with radius top, ball, tree with radius top & oval egg burrs, use on aluminium



INDIVIDUAL TUNGSTEN CARBIDE BURRS

Model No.	Size	Model No.	Size
SP31350	• 10 x 20mm Cylinder • Suits Steel	SP31350A	• 10 x 20mm Cylinder • Suits Aluminium
SP31351	• 10 x 20mm Cylinder with Radius Top • Suits Steel	SP31351A	• 10 x 20mm Cylinder with Radius Top • Suits Aluminium
SP31360	• 8mm Diameter Ball • Suits Steel	SP31360A	• 8mm Diameter Ball • Suits Aluminium
SP31365	• 10 x 25mm Tree with Radius • Suits Steel	SP31365A	• 10 x 25mm Tree with Radius • Suits Aluminium
SP31370	• 12 x 20mm Oval • Suits Steel	SP31370A	• 12 x 20mm Oval • Suits Aluminium

DEBURRING TOOLS



4PC DEBURRING TOOL SET

Model No.	Description
SP31340	• 4 Various extra fine deburring tools for a smooth finish • Remove burrs from plastic, copper, aluminium & ferrous metal pipes • Pocket clip

H.S.S DRILL BIT SETS



DRILL BIT SETS

Model No.	Description
SP31390	• 19pc - Metric • 1-10mm (0.5 Increments)
SP31391	• 25pc - Metric • 1-13mm (0.5 Increments)



STEP DRILL BIT SETS

Model No.	Description
SP31398	• 3pc - Metric • Sizes: 6-30mm, 4-20mm & 4-12mm.
SP31399	• 3pc - SAE • Sizes: 3/16"- 3/4" (10-step bit), 1/8"-1/2" (13-step bit) & 1/4"-1/16" (17-step bit)

RIVETERS



NUTSERT GUN

Model No.	Description
SP69010	• Sets 3, 4, 5 & 6mm rivet nuts • Easy change mandrels • Single or two hand operation • Light weight cast aluminium construction • 250mm



2 JAW (LEVER TYPE) RIVETER

Model No.	Description
SP69020	• Sets 2.4, 3.2, 4.0 & 4.8mm rivets on all materials - (aluminium, steel & stainless steel) • Comes with 4 nozzle tips - 2.4, 3.2, 4.0 & 4.8mm • High grade aluminium die cast housing with carbon steel handle • Jaws & jaw case are made of heat treated chrome steel



2 JAW (LEVER TYPE) COMPACT RIVETER

Model No.	Description
SP69022	• Sets 2.4, 3.2, 4.0 & 4.8mm Rivets (3/32", 1/8", 5/32" & 3/16") • Spring loaded handle for automatic ejection of mandrel • Smooth, easy one-handed operation • High grade aluminium construction • Heavy-Duty, heat treated chrome steel 2-jaw & jaw case • 200mm




3 JAW (LEVER TYPE) LONG ARM RIVETER

Model No.	Description
SP69030	• Heavy-Duty industrial lever type • Sets 3.2, 4.0, 4.8, 6.0 & 6.4mm rivets • 5 interchangeable nozzles included • Clever design reduces physical strength required to pop rivets, return reducing energy fatigue • 3 jaw design provides better performance • Attached collection bottle



3 JAW (LEVER TYPE) SHORT ARM RIVETER

Model No.	Description
SP69032	• Sets 3.2, 4.0 & 4.8mm rivets • 3 interchangeable nozzles included - 3.2, 4.0 & 4.8mm • 3 jaw design provides better performance • Attached collection bottle • 330mm



3 JAW (LATTICE LEVER) LAZY TONG HAND RIVETER

Model No.	Description
SP69040	• Lattice lever hand riveter • Sets 3.2, 4.0, 4.8, 6.0 & 6.4mm rivets on all materials - (aluminium, steel & stainless steel) • Comes with 5 nozzle tips - 3.2, 4.0, 4.8, 6.0 & 6.4mm • Designed for Heavy-Duty industrial usage • Slim design for hard to reach riveting applications • 3 jaw design provides better performance

9

SPECIALTY TOOLS WORKSHOP LIGHTING

DIAGNOSTIC //

Multimeters	190
Thermometers	191
Tachometers	191
Timing Lights	192
Borescopes	192
Stethoscopes	192

ELECTRICAL //

Circuit Testers	193
Voltage Testers	194
Memory Power Supply	194
Remote Starter Switch	194
Current Testers	195
Scanner Code Readers	195

ELECTRICAL-BATTERY TOOLS //

Load Testers Battery	196
Battery Analyser	196
Refractometer	196
Hydrometer	196
Terminal & Post Cleaner	196
Terminal Spreader & Reamer	197
Terminal Puller	197

JUMP STARTER & CHARGERS //

Portable Power Supply/Jump Starter ...	197
Ultra-Capacitor Jump Starter	198
Smart Battery Chargers	198

SENSOR SOCKETS //

Oxygen Sensor Sockets	200
-----------------------------	-----

RADIO TOOLS //

Radio Removal Tool	200
--------------------------	-----

ELECTRICAL-SPARK TOOLS //

Ignition Spark Tester	201
Spark Plug Ramp Gauge	201
Spark Plug Boot Pullers	201
Spark Plug Wire Pullers	201
Spark Plug Installation/Removal Tool..	201
Spark Plug Hole Rethreader	202

WIRE STRIPPERS & CRIMPERS //

Wire Cutter & Strippers	202
Ratchet Crimper	202
Heat Shrink Tube Kit	202

ENGINE //

Noid Lights	203
Disconnect Tools & Kits	203
Steel Line Stopper Kits	203
Injection Testers - Petrol	204
Vacuum/Fuel Pump Testers	204
Diesel Injector Flow Test Kit	204
Diesel Injector Puller Set	205
Diesel Injector Puller slide hammer	205
Diesel Injector Seat Cleaner	205
Diesel Injector Priming Pump	205
Diesel Injector Socket Set	205
Compression Testers-Petrol	206
Compression Testers-Diesel	206
Leak detector & Crank Stopper	207
Engine Oil Pressure Tester	207
Compressed Air Adapter	208
Valve Spring Compressors	208
Valve Lappers	208
Valve Collet Remover/Installer Kit	209
Feeler Gauges	209
Piston Ring Compressors	210
Cylinder Hones	210
TDC Indicator	210
Belt Tensioner Serpentine Tool Set	210
Stretch Belt Mate	210
Tensioner Lock Out Pin Set	211
Single Cam Clamps	211
Timing Gear Holder	211
Camshaft Puller Remover/Installer	212
Crankshaft Bolt Remover Tool	212
Oil Filter Wrench	212
Oil Drain Hose	214
Oil Filter Pliers	214
Fluid Pump Kit	214
Transmission Stop-off Tool	214
Fuel Tank Sender Wrenches	215
Extraction Syringe	215
Fluid Extractors	215
Oil Evacuation System	215
Multi Drain Tubs	216
Oil Drain Plug Key Set	216
Seal Tool Kit	216
Seal Removal/Installation Kit	216
Seal Puller	216

COOLING SERVICE //

Cooling System Pressure Tester	217
Cooling System Refill Gun	217
CO2 Leak Test Kit	217
Fan Hub Wrenches	218
Flushing Gun	218
Hose Cutter	218
Hose Clamp Pliers Set	218
Hose Clamp Flexi Pliers	218

SECTION INDEX

BRAKE & CLUTCH //

Line Clamps	219
Brake Spreaders	220
Brake Piston Rewind Kit	220
Rear Disc Brake Tool	220
Brake Spring Washer Tool	220
Drum Brake Adjusting Tool	221
Tube Bender Pliers	221
Tube Cutters	221
Flaring Tool Kits	221
Calipers	222
Brake Bleeder Kits	222
Brake Fluid Reservoir	223
Vaccum Brake Bleeder Kits	223
Test Vac Vacuum Test Kit	224
Brake Fluid Tester	224
Brake & Clutch Pressure bleeding	224
Brake Caliper Sockets	225
Brake Bleeder Wrenches	225
Clutch Assembly Tool	225
Cylinder Hones	225

STEERING & SUSPENSION //

Knuckle Spreaders	226
Wishbone Lever Tool	226
Tie Rod Separators	226
Ball Joint Separators	226
Universal Ball Joint Separators	227
Pitman & Tie End Pullers	227
CV Band Pliers	228
CV Boot Clamp Banding Tool	228
Ear Type Clip Pliers	228
Bearing Packers	228
Macpherson Strut Spring Compressor .	228
Coil Spring Compressor	229
Pry Bit Socket	229
Spring Race & Seal Driver Set	229
Sterring Wheel Pullers	229
Locknut Sockets	229

PULLERS //

Master Puller Set	230
Harmonic Balance Puller	230
Gear Pullers	230
Bearing Separators	230

PANEL & TRIM //

Door Upholstery Clip Removers	231
Trim Removal Set	231
Trim Panel & Scraper Set	231
Door Pin Extractor	231
Wiper Arm Removal Tool	231

MEASURING //

Torque Wrenches	232
Angular Torque Gauge	232
Calipers	232
Dial Indicator	232
Tape Measures	233
Steel Rulers	233
Dial Indicator Magnetic Stand	233
Micrometers	233
Telescopic Gauge Set	233

SPECIALTY TOOLS //

Inspection Mirrors	234
Magnetic Pick-Up Tools	235
Flex Flashlight	236
Pry Bars	237
Parts Brushes & Brush Sets	238
Wrench Rack	238
Parts Trays	239
Hook & Pick Sets	240
O-Ring & Scribe Sets	241
Carbide Tipped Scriber	241
Tweezer Sets	241
Scrapers	242
Windscreen Cold Knife	243
Exhaust Pipe & Tubing Cutter	243
Lift Support Clamp	243

THREAD & STUD REPAIR //

Stud Removal & Installation Tools	244
Thread Files	244
Tap & Die Sets	244
Rethreading Kits	244
Nut Splitters	245
Screw Extractor Sets	245

WORKSHOP //

Sandblasting Guns	246
Cleaning Guns	246
Bench Vices	246
Protective Seat Cover	246
Workshop Power Boards	247
Workshop Cable Ties	247
Workshop Seats & Stools	247
Magnetic Mudguard Protector	248
Mechanics Creepers	248
Gloves	249

LUBRICATION //

Oil Suction Pump	250
Fluid Transfer Pump	250
Multipurpose Pump	250
Drum Pumps	250
Gear Oil Pump	250
Lever Action & Rotary Geared Pumps .	251
Grease Guns	252
Grease Gun Adapter Kits.....	253
Couplers	253
Flex Hoses	253

CORDLESS LIGHTING //

Inspection.....	254
Pocket	254
Work	254
Under Bonnet	255

TIRE INFLATORS & GAUGES //

Tire Inflators	256
Tire Chucks	256
Tire Gauges	257
Valve Core Tool	257

DIGITAL MULTIMETERS



DIGITAL AUTOMOTIVE MULTIMETER WITH IR THERMOMETER ADAPTER

Model No.	Description
SP62010	INCLUDES TEST LEADS, K-TYPE TEMPERATURE PROBE, IR TEMPERATURE ADAPTER, INDUCTIVE PICK-UP, 9V BATTERY & BLOW-MOLDED CASE
<div><div><ul style="list-style-type: none">• RPM measurement for 2–10 cylinder automotive engines using the inductive pick-up• Oversized high contrast 9999 count LCD display with backlight• 14 functions including DC/AC voltage, DC/AC current (max 20A), resistance, RPM (tach), dwell angle, duty cycle frequency, MS-pulse, temperature (°C/°F), capacitance, continuity & diode check• Read pulse duty cycle & dwell angle for electronic fuel injection feedback carburetors and ignition</div><div><ul style="list-style-type: none">• Fused current inputs & overload protection on all ranges• Measure milliseconds pulse width to test on-time of fuel injectors, idle air control motors & electronic transmission controls• Data hold and relative functions• Auto power off• Auto ranging• Back light• Safety design cat 3 & cat 4</div></div>	



DIGITAL AUTOMOTIVE MULTIMETER

Model No.	Description
SP62011	INCLUDES TEST LEADS, K-TYPE TEMPERATURE PROBE, INDUCTIVE PICK-UP, 9V BATTERY & CANVAS BAG
<div><div><ul style="list-style-type: none">• RPM measurement for 2–10 cylinder automotive engines using the inductive pick-up• Oversized high contrast 9999 count LCD display with backlight• 14 functions including DC/AC voltage, DC/AC current (max 20A), resistance, RPM (tach), dwell angle, duty cycle frequency, MS-pulse, temperature (°C/°F), capacitance, continuity & diode check• Read pulse duty cycle & dwell angle for electronic fuel injection feedback carburetors and ignition</div><div><ul style="list-style-type: none">• Fused current inputs & overload protection on all ranges• Measure milliseconds pulse width to test on-time of fuel injectors, idle air control motors & electronic transmission controls• Data hold and relative functions• Auto power off• Auto ranging• Back light• Safety design cat 3 & cat 4</div></div>	



POCKET DIGITAL MULTIMETER WITH TEMPERATURE GAUGE

Model No.	Description
SP62015	<ul style="list-style-type: none">• 2000 counts digital display• Safety design Cat• Double molded housing• Data hold• Low battery indicator• Auto ranging, auto power off• Type K temperature input• Continuity, diode test, resistance



ELECTRICAL DIGITAL MULTIMETER

Model No.	Description
SP62012	<div><div><ul style="list-style-type: none">• Back Light• Data Hold• Buzzer• AC/DC Voltage• DC Current• Resistance</div><div><ul style="list-style-type: none">• Diode Test• Temperature Continuity• Transistor Test• 1999 Counts digital display• Safty design cat 2</div></div>

INFRARED LASER GUIDED THERMOMETER

Model No.	Description
SP62020	<div><div><ul style="list-style-type: none">• Dual laser technology (twin dots)• Rapid detection function• Automatic data hold• OC/OF switch• Emissivity digitally adjustable from 0.10 to 1.0</div><div><ul style="list-style-type: none">• Max temperature display• -50°C/550°C range (-58°F/1022°F)• Backlight LCD displays resolution 0.1°C(0.1°F)• Set high & low alarms</div></div>



MINI-INFRARED THERMOMETER

Model No.	Description
SP62022	<div><div><ul style="list-style-type: none">• LCD display with backlight• Single dot laser targeting• Low battery indication</div><div><ul style="list-style-type: none">• Auto power off• -20°C / 270°C Range (-4° F – 518°F)</div></div>



TACHOMETERS

NON-CONTACT DIGITAL TACHOMETER

Model No.	Description
SP62032	<div><div><ul style="list-style-type: none">• LCD display with backlight• Laser target• Range: 100-30000rpm,1.7-500rps• Accuracy: +/-0.1% reading (100.0 -9,999rpm), +/-0.02% reading (10,000 -30,000rpm)</div><div><ul style="list-style-type: none">• Auto power off• 1.5V x 3AAAbatteries• Protective cover and carrying case</div></div>



LASER ACTUATED TACHOMETER

Model No.	Description
SP62030	<div><div><ul style="list-style-type: none">• Non contact measurement of RPM• RPM range 2.5–99,999• Instant and total RPM function• Memory function</div><div><ul style="list-style-type: none">• 50mm–2000mm range with reflective tape• Accuracy +/- 0.05%</div></div>



TIMING LIGHTS



ADJUSTABLE ADVANCE TIMING LIGHT

Model No.	Description
SP62040	<ul style="list-style-type: none"> Testing range: 0-10,000 rpm Works on adjustable & non-adjustable timing systems Works on conventional and ECU ignition systems Dial type timing advance (0°-60° score)

PROFESSIONAL TIMING LIGHT

Model No.	Description
SP62042	<ul style="list-style-type: none"> Tachometer: 249 to 9,990 RPM (+/- 1% accuracy) Advance degrees (2 and 4 cycle DIS and conventional): 0° to 90° (+/- 5° accuracy) Dwell: 0° to 180° / 2-12 cylinders (+/- 1% accuracy) Voltage: 10 to 16 volts DC (+/- 1% accuracy) Rotating barrel - For better aim at timing mark and LCD viewing angle Optically correct lens

BORESCOPES

VIDEO BORESCOPE WITH 9MM CAMERA

Model No.	Description
SP70925	<ul style="list-style-type: none"> 2.4" COLOR TFT LCD screen Flexible, waterproof gooseneck imager head that easily performs visual inspections in hard to reach areas High visibility and 6 degree adjustable LED lighting Rechargeable battery with USB cable Display resolution: 480 x 234

HIGH RES VIDEO BORESCOPE WITH 6MM CAMERA

Model No.	Description
SP70935	<ul style="list-style-type: none"> 3.2" COLOR TFT LCD screen Flexible, waterproof gooseneck imager head that easily performs visual inspections in hard to reach areas High visibility and 10 degree adjustable LED lighting Camera and video function supports audio and video recording Allows user to view image on LCD monitor and displays the current time and date Support SD memory card extension with built-in 75m flash capacity Menu with multi-national languages Display resolution: 320 x 240

STETHOSCOPES



MECHANICS STETHOSCOPE

Model No.	Description
SP62001	<ul style="list-style-type: none"> Earplug's to reduce interference Helps locate specific engine & accessory noise 200mm alloy probe

SHORT PROBE CIRCUIT TESTER

Model No.	Description
SP61011	<ul style="list-style-type: none"> 6, 12 & 24 Volt 1200mm Cable with insulated alligator clip Tough plastic handle lights up if circuit is good

MEDIUM PROBE HEAVY-DUTY CIRCUIT TESTER

Model No.	Description
SP61013	<ul style="list-style-type: none"> 6-24 Volt heavy-duty 59" Cable with spring relief Tough plastic handle lights up if circuit is good Heavy-duty insulated alligator clip

LONG PROBE HEAVY-DUTY CIRCUIT TESTER

Model No.	Description
SP61014	<ul style="list-style-type: none"> 6-24 Volt heavy-duty New coil cord design for ease of use, wire stretches to 3600mm spring relief moulded plastic handle lights up if circuit is good Leads remain flexible in low temperatures Extra long insulated probe

3-48V CIRCUIT TESTER

Model No.	Description
SP61012	<ul style="list-style-type: none"> Circuit tester with test lead for either passenger car or trucks Checks circuit between 3-48 Volt LED display shows polarity Safe to use with electronics

12-42V CIRCUIT TESTER HYBRID VEHICLE

Model No.	Description
SP61015	<ul style="list-style-type: none"> Compatible with current 12V system plus newer 42V system Safe for low current circuits since tester only draws 3 milliamps at 12V Automatic voltage identification with blue for 12V and red 42V systems Two super-bright LED's for visibility under all conditions New crystal-clear handle provides 360 visibility, even in bright light

5-28V DIGITAL DISPLAY CIRCUIT TESTER

Model No.	Description
SP61016	<ul style="list-style-type: none"> Reads 6, 12, & 24V DC system Voltage measurement from 5 - 28V Spring cable, which is able to extend to 3 meter Small testing current < 10mA





COMPUTER-SAFE CIRCUIT TESTER

Model No.	Description
SP61020	<ul style="list-style-type: none">• Safely tests standard primary automotive circuits and on-board computer-controlled electrical systems without damaging the micro-processor• Operates from 3-15 volts• Includes probe Adapter for testing female connectors• Supplied with 1200mm ground wire



6-24VOLT CIRCUIT TESTER

Model No.	Description
SP61021	<ul style="list-style-type: none">• Check 6-24 volt system• Heavy-duty contact clip and bulb• Extra long 1200mm leads• Check series parallel switches and solenoids on tractor-trailer start system



TERMINAL ADAPTER KIT WITH CIRCUIT TESTER - 14PC

Model No.	Description
SP61050	<ul style="list-style-type: none">• Terminals include weather-pack, metri-pack & micro-pack style terminals that test the circuit without damaging the connector• Tester checks high & low voltages on 6, 12 & 24v systems



DUALITE HI/LOW VOLTAGE TESTER

Model No.	Description
SP61022	<ul style="list-style-type: none">• Two tests in one• Checks 6-12 volt system and spark plug test• Voltage check on secondary or high voltage circuits• White light low voltage• Red light high voltage• Extra long 1200mm leads



MEMORY POWER SUPPLY

Model No.	Description
SP61054	<ul style="list-style-type: none">• Retains setting of computers, radios, clocks, etc. when battery is disconnected• Attaches to 9 volt battery• Plugs into cigarette lighter socket



REMOTE STARTER SWITCH

Model No.	Description
SP61052	<ul style="list-style-type: none">• One-man operation, suitable for turning the engine over for various diagnostic tasks such as compression testing• Connects to the starter with push button activation• Features a connectivity LED and 1.5mtr cable

DIGITAL AUTOMOTIVE CURRENT TESTERS

Model No.	Description
SP62008	30A Maxi-Blade
SP62009	30A Mini-Blade
	<ul style="list-style-type: none">• Tests Circuit Current up to 30Amps• Design allows for easy connection into fuse Sockets• Maintains fuse protection while connected• Resolution .1A (100 milliamps), accuracy +2%



SCANNER CODE READERS

CAN OBDII/EOBD SCANNER CODE READER

Model No.	Description
SP61150	<ul style="list-style-type: none">• Works with all 1996 and newer vehicles that are OBDII/EOBD compliant (Including CAN).• Reads and clears generic and manufacturer specific diagnostic trouble codes (DTC's) and turns off check engine light• Supports multiple trouble code requests: Generic codes, pending codes and manufacturer specific codes• Code definitions are displayed on unit screen• Reviews the emission readiness status of OBDII Monitors• Determines malfunction indicator lamp (MIL) status• Retrieves VIN (Vehicle Identification No.) on 2002 and newer vehicles that supports Mode 9• Reviews the live data on unit screen• Easy to use with one plug in, highly reliable and accurate• Stand-alone unit with no need for an additional laptop/computer to operate• Small in size and comfortably fits in the palm of your hand• Unit updates via internet by USB cable• Software CD with over 10,000 DTC definitions included• No batteries needed as the unit is powered via OBD2 cable

NOTE: Ensure your vehicle is on the list of compatible vehicles before purchase, visit www.sptools.com and search product by part number (SP61150).
If unsure, contact your vehicles manufacturer to check if the vehicle is OBDII/EOBD compliant.



CAN OBDII/EOBD/JOBD SCANNER CODE READER

Model No.	Description
SP61155	<ul style="list-style-type: none">• Works with all 1996 and newer vehicles that are JOBD/OBDII/EOBD compliant (Including the CAN, J1850 PWM, J1850 VPW, ISO9141 and KWP2000 protocols)• Compliant with OBDII 16 PIN Toyota, Honda, Daihatsu, Mitsubishi, Mazda, Nissan, Suzuki & Suburu• Reads and clears generic and manufacturer specific diagnostic trouble codes (DTC's) and turns off check engine light.• Wider vehicle coverage with CAN protocol support• Supports multiple trouble code requests: Generic codes, pending codes and manufacturer specific codes• Code definitions are displayed on unit screen• Reviews the emission readiness status of OBDII Monitors• Determines malfunction indicator lamp (MIL) status• Retrieves VIN (Vehicle Identification No.) on 2002 and newer vehicles that supports Mode 9• Reviews the live data on unit screen• Review live data graph with four items in one screen• Stand-alone unit with no need for an additional laptop or computer to operate• Small in size and comfortably fits in the palm of your hand• Unit updates via internet by USB cable• Software CD with over 10,000 DTC definitions included• No batteries needed as the unit is powered via OBD2 cable• 2.8" TFT color screen displays more information on screen

NOTE: Ensure your vehicle is on the list of compatible vehicles before purchase, visit www.sptools.com and search product by part number (SP61155).
If unsure, contact your vehicles manufacturer to check if the vehicle is OBDII/EOBD/JOBD compliant.



BATTERY TOOLS



BATTERY LOAD TESTER

Model No.	Description
SP61009	<ul style="list-style-type: none">American style drop tester. Load applied by internal switchgear (non-sparking)Suitable for 6 and 12 volt batteriesApplies load across cells and measures output on meterAccurate indication of battery voltage, faulty cell and short circuit

WARNING: Batteries contain corrosive liquid. Always wear approved gloves and goggles when handling batteries or battery acid. If battery acid contacts skin, wash off immediately and contact a doctor for further advice.



BATTERY ANALYSER

Model No.	Description
SP61060	<ul style="list-style-type: none">Suitable to test all 12V automotive starting batteries, including ordinary lead acid battery, AGM flat plate battery, AGM spiral battery, and Gel battery, etc.Displays the actual cold cranking amps (CCA) capability of a vehicles starting battery and the health state percentage of the battery itselfDirectly detects bad cells by measuring internal resistanceMeasurement Range: Cold Cranking Amps (CCA) 100-2000Accurately test a battery with low voltage, no need to fully charge before testing



HAND-HELD REFRACTOMETER

Model No.	Description
SP61005	<ul style="list-style-type: none">Accurate concentration check of battery fluids, antifreeze liquid & cleaning fluidsSuitable for ethylene & propylene glycol coolantsEthylene Glycol: -60°C- 0°CPropylene Glycol: -50°C- 0°CBattery Fluid: 1.15 – 1.30 Specific GravityAutomatic temperature compensationEasy to read scale



BATTERY FLUID HYDROMETER

Model No.	Description
SP61002	<ul style="list-style-type: none">Test specific gravity of battery fluidFloating module indicator specific gravity chargeOne piece rubber bowlFlexible neoprene tip



POST & TERMINAL CLEANER

Model No.	Description
SP61001	<ul style="list-style-type: none">Easy Cleaning of Posts & TerminalsInternal & External BrushesWire Brushes remove corrosion build up on Battery Posts and Terminal for improved electrical contact

BATTERY TERMINAL SPREADER & REAMER PLIERS

Model No.	Description
SP61003	<ul style="list-style-type: none">Heavy-duty Professional qualityThe sharp serrated teeth on the Pliers spread and clean the terminalComfortable grip



TERMINAL PULLER

Model No.	Description
SP61004	<ul style="list-style-type: none">Mini puller with spring loaded jaws designed for removal of corroded battery clamps from terminalsSuitable also for removal of small gears, pulleys and bearings



PORTABLE POWER SUPPLY - JUMP STARTER KIT



PORTABLE POWER SUPPLY - JUMP STARTER 500A

The portable power supply for any job. Jump starts cars, trucks or motorcycles. Power or charge 19v laptops, 12v accessories and any USB 5v electronics.

- Jump Start Port
- Detachable Mini-clamp Included
- 12v Universal Output
- 5v USB Output
- Lighted Capacity Indicators
- 19v Laptop Output
- Hi-power LED Light

LITHIUM POLYMER BATTERY

Model No.	Description
SP61070	<ul style="list-style-type: none">12v 500amp jump start (Petrol engines up to 5L, Diesel up to 3L)Mobile phones (5v - USB)Laptop power source (12, 15, 19v)Cycle lifetime: More than 1000 timesMore compact designLithium Polymer Battery: Holds charge longer <p>SPECIFICATIONS</p> <ul style="list-style-type: none">Capacity: 12800mAhPower: 47.36WhStart Current: 250APeak Current: 500A (3s)Charging: CC/CV 15V1AFull Charging Time: About 5 HoursOutput Voltage: 5V/12V/16V/19VCycle Life: 1000 TimesWorking Temperature: -20~+65°CStorage Temperature: -40~+85°CDimension: 163L x 77w x 36h (mm) <p>AdapterS & CONNECTORS INCLUDED</p> <p>Pack includes 14 interchangeable tips and cords to connect to most electronic devices, as well as mini-jumper clamps, all in one convenient carry case.</p>

ULTRA-CAPACITOR JUMP STARTER

NEXT GENERATION

ULTRA-CAPACITOR JUMP STARTER

Model No.
SP61074

RELIABILITY WHEN YOU NEED IT

- ALWAYS READY FOR USE WHEN YOU NEED IT
- CAPACITORS CAN FULLY CHARGE IN 45 SECONDS*
- DISPLAYS BATTERY VOLTAGE AND CONDITION
- ACCEPTS POWER INPUT FROM MULTIPLE SOURCES

This premium, next generation jump starter utilises ultra-capacitor technology and allows a vehicles flat battery (provided it still has more than 5 volts available) to charge the jump starters capacitors and then jump start the vehicle.

Simply connect the ultra-capacitor jump starter to the vehicle battery, the jump starter will display the vehicle batteries existing voltage and health status and if necessary can then charge itself from the depleted vehicle battery (or if available from any other vehicles battery), once charged the Jump Starter is then able to supply a short burst of full power back into the vehicles electrical system, allowing for vehicle start up.

FEATURES:

- 12v 700AMP Jump start (Petrol engines up to 5L V8 & Diesel up to 3L)
- LCD intelligent display shows health status of battery
- Fast charging, 4 ways to get power for jump starter
- Protective rubber sleeve
- Hi-power LED flashlight
- Includes convenient carry case

SPECIFICATIONS:

- Peak Current: 700A (3 seconds)
- Charging: CC/CV 5V2A & 12V10A (input voltage)
- Back-up battery capacity: 6,000mAh
- Output Voltage: 12V
- Cycle Life: Approx. 100,000 cycles
- Operating temp.: -20°C~60°C/-4°F~140°F



Rugged enough to be stored in vehicle for many years and able to be quickly recharged on site for use when its needed.

COMPACT SIZE
250L x 120w x 50h

Tough, compact and always reliable. The SP Next Generation Ultra-Capacitor Jump starter is an essential tool in the vehicle maintenance and road side assistance industry's tool box.

MULTIPLE WAYS TO CHARGE:

Worst case scenario, the vehicles battery has less than 5 Volts, the jump starter can be charged through multiple devices, from any:

- USB charging port via the 5V input, such as USB mobile phones charger, computers, power banks and so on
- The vehicles onboard 12v power outlet
- Another vehicles battery via the jumper cables
- Transfer the stored power from the charged onboard back-up battery

CHARGING TIMES:

CAPACITOR CHARGING TIME			
5V 2A:	20 Mins	Car Battery:	45 Secs
12V 10A:	2 Mins	On-Board Back-Up Battery:	4 Mins
ON-BOARD BACK-UP BATTERY CHARGING TIME			
5V 2A:	4 Hours	12V 10A:	50 Mins

SMART BATTERY CHARGERS

5 STAGE 4 AMP SMART CHARGER

Model No.	Description
SP61076	<ul style="list-style-type: none"> • Current Output: 4 Amp • Output Voltage (Nom): 12 Volt • Battery Type Supported: Gel/Calcium/Lead Acid - AGM • Charge Stages: 5 Stages



8 STAGE SMART CHARGER

Model No.	Description
SP61080	<ul style="list-style-type: none"> • Current Output: 6 Amp
SP61082	<ul style="list-style-type: none"> • Current Output: 10 Amp • Output Voltage (Nom): 12 Volt • Battery Type Supported: Gel/Calcium/Lead Acid - AGM • Charge Stages: 8 Stages



8 STAGE SMART CHARGER

Model No.	Description
SP61085	<ul style="list-style-type: none"> • Current Output: 20 Amp
SP61087	<ul style="list-style-type: none"> • Current Output: 40 Amp • Output Voltage (Nom): 12 Volt • Battery Type Supported: Gel/Calcium/Lead Acid - AGM • Charge Stages: 8 Stages



8 STAGE 10 AMP MULTI VOLT SMART CHARGER

Model No.	Description
SP61090	<ul style="list-style-type: none"> • Current Output: 10 Amp • Output Voltage (Nom): 6,12 & 24 Volt • Battery Type Supported: Gel/Calcium/Lead Acid - AGM • Charge Stages: 8 Stages



BATTERY QUICK CONNECT HARNESS WITH CHARGE INDICATOR

Model No.	Description
SP61BCI	<p>The SP Battery Charge Indicator includes a Quick Connect Charging Harness. When recharging of a battery is required, simply connect your SP battery charger to the Battery Charge Indicator using the quick connector plug. The SP Battery Charge Indicator is designed to display the condition of the battery in real time and is ideal for any 12v Automotive applications, including: Motorcycles, Recreational Vehicles, Marine Craft & Lawnmowers.</p>



BATTERY QUICK CONNECT HARNESS

Model No.	Description
SP61BRC	<p>Simply connect the quick connect charging harness to your installed battery for easy charging without the hassle of connecting alligator clamps to hard to reach batteries. Ideal for any 12v Automotive applications, including: Motorcycles, Recreational Vehicles, Marine Craft & Lawnmowers.</p>



- Built-in microchip charging control and monitoring system
- Zero volt minimum start – can charge a completely flat battery
- Optimally designed charging cycle designed for Lead Acid / AGM, Gel, & Calcium, starting and deep cycle batteries
- Automatic adjustment of charging voltages according to environmental temperature
- Overcharge protection, protecting the battery from damage due to overcharging
- Reverse polarity, short circuit, overload and high temperature protection
- LED display percentage of battery charge, larger
- Battery testing function while charging (faulty batteries cause the full battery bar display to flash)

WARNING: Batteries contain corrosive liquid. Always wear approved gloves and goggles when handling batteries or battery acid. If battery acid contacts skin, wash off immediately and contact a doctor for further advice.

SENSOR SOCKETS

**3/8" DR OXYGEN SENSOR SOCKET - 22MM**

Model No.	Description
SP64060	<ul style="list-style-type: none"> 3/8" DR x 22mm x 90mm Long Window in socket allows the wires attached to the sensors to be bypassed Applications include Mitsubishi, Nissan, GM, and the Volkswagen Audi Group For heated & non-heated lambda sensors


**3/8" DR OFFSET OXYGEN SENSOR SOCKET - 22MM**

Model No.	Description
SP64061	<ul style="list-style-type: none"> 3/8" DR x 22mm Window in socket allows the wires attached to the sensors to be bypassed Applications include Mitsubishi, Nissan, GM, and the Volkswagen Audi Group For heated & non-heated lambda sensors

**7PC 3/8" DR SENSOR SOCKET SET**

Model No.	Description
SP64065	<ul style="list-style-type: none"> Includes 29mm pressure/vacuum switch socket, 7/8" vacuum switch socket, 27mm oil pressure sending unit socket, 1" & 1-1/16" oil pressure sending unit socket, long oxygen sensor socket & short oxygen sensor socket 7 Pcs Window in socket allows the wires attached to the sensors to be bypassed Applications include Mitsubishi, Nissan, GM, and the Volkswagen Audi Group For heated & non-heated lambda sensors

RADIO TOOLS

**RADIO REMOVAL TOOL (FORD)**

Model No.	Description
SP61040	<ul style="list-style-type: none"> Makes radio removal fast and damage free Simply insert tools into holes on radio face-plate to release the retaining clips Handles serve for removing radio from surround panel Use on most 1987 to current Ford cars & Trucks

**RADIO REMOVAL TOOL (GM)**

Model No.	Description
SP61042	<ul style="list-style-type: none"> Makes radio removal fast and damage free Simply insert tools into holes on radio face-plate to release the retaining clips Handles serve for removing radio from surround panel Use on Most Holden Cars

SPARK PLUG TOOLS

INLINE IGNITION SPARK TESTER

Model No.	Description
SP61030	<ul style="list-style-type: none"> Checks whether there is a high tension spark potential at the spark plug "Hands free" operation means no risks of electric shock to user Ideal for modern vehicles with sensitive electronics

**ADJUSTABLE IGNITION SPARK TESTER**


Model No.	Description
SP30827	<ul style="list-style-type: none"> See & Hear if spark is present and test intensity Adjustable for any ignition system from small engine magneto to high-energy electronic (0-40,000 Volts) Can be used to check timing with conventional ignition

**SPARK PLUG RAMP GAUGE**

Model No.	Description
SP64041	<ul style="list-style-type: none"> Quick easy method to set spark plug gap Suits any size from 0.020 to 0.100

**SPARK PLUG BOOT PULLERS**

Model No.	Description
SP64044	<ul style="list-style-type: none"> Fully insulated tongs designed for removal/installation of spark plug boot Reduces risk of electric shock or burns when checking installation of plug leads whilst running engine

**SPARK PLUG WIRE PLIERS**

Model No.	Description
SP64045	<ul style="list-style-type: none"> Insulated tips and handle Allows safe removal of spark plug boot without pulling the leads from their clips Insulated handles also prevent electric shock when working on operating ignition system Vinyl dipped handles and jaws Length: 250mm (10")

**SPARK PLUG INSTALLATION/REMOVAL TOOL**

Model No.	Description
SP64047	<ul style="list-style-type: none"> Fits on most common size spark plugs Flexible rubber shaft allows access in confined areas Reduces possible cross threading on deep seated engine applications



**14/18MM SPARK PLUG HOLE RETHREADER**

Model No.	Description
SP31300	<ul style="list-style-type: none"> Cleans & repairs damaged spark plug threads Suitable for cleaning corrosion and carbon build-up from spark plug threads Also possible to restore minor cross threading damage Use with a spark plug socket (21mm)

WIRE STRIPPERS & CRIMPERS**WIRE CUTTER & STRIPPERS**

Model No.	Description
SP32272	<ul style="list-style-type: none"> 175mm Cutter & Stripper ISO 5.5, 4.0, 2.5, 1.5, 1.0, 0.75mm AWG 10, 12, 14, 16, 18, 22

AUTOMATIC WIRE STRIPPERS

Model No.	Description
SP32278	<ul style="list-style-type: none"> 200mm Wire Stripper for 0.2-6.0mm Crimps insulated & Non insulated terminals Wire cutter

225MM CRIMPING TOOL AND WIRE STRIPPERS

Model No.	Description
SP32282	<ul style="list-style-type: none"> 4.0mm Insulated & Open Barrel Terminal Crimper

5PC QUICK CHANGE RATCHET CRIMPER KIT

Model No.	Description
SP32287	<ul style="list-style-type: none"> Quick release action Ratchet function Supplied with 3 sets of Jaws 1: A Die Insulated Terminals 2: B Die Non Insulated Terminals 3: H1 Die High tension lead Terminals

65PC HEAT SHRINK TUBE KIT WITH GAS TORCH

Model No.	Description
SP32293	<ul style="list-style-type: none"> Material: Polyethylene Operating temperature: -55 °C~ +125 °C Shrink temperature: Start at 70 °C; Shrunk totally at 110 °C Shrink Ratio: 2:1 Maximum Electrical Rating: 600 Volts

NOID LIGHT KITS

Model No.	Description
SP71050	<ul style="list-style-type: none"> 6pc Noid light kit
SP71052	<ul style="list-style-type: none"> 10pc Noid light kit
	<ul style="list-style-type: none"> Check fuel injector signal faults fast Simply disconnect injector harness and plug in noid Light Easy to use and fits a wide variety of injector harnesses Compatible with: GM PFI, FORD TBI, GEO TBI, BOSCH PFI, GM TBI, GM SCPI

SINGLE NOID LIGHTS

Model No.	Description
SP66150	Suits Bosch Port fuel Injection harness with round pins
SP66151	Suits GM Port fuel Injection harness with flat pins
SP66152	Suits GEO Throttle body Injection harness with flat pins
SP66153	Suits GM Throttle body Injection harness with large round pins
SP66154	Suits GM SCPI Throttle body Injection harness with large round pins
SP66155	Suits Ford TBI Throttle body Injection harness with large round pins

A/C & FUEL LINE QUICK DISCONNECT SET

Model No.	Description
SP64050	<ul style="list-style-type: none"> Easy Clip Over Design Simple Push Under Fitting until Hose Releases 5/16", 3/8", 1/2", 5/8", 3/4" & 7/8"

FUEL LINE DISCONNECT TOOL

Model No.	Description
SP64051	<ul style="list-style-type: none"> Fits E-3/8", F-5/16" Fuel Lines Release Locking coupling on 5/16" & 3/8" Fuel lines

AC & FUEL LINE DISCONNECT KIT


Model No.	Description
SP64052	<ul style="list-style-type: none"> Comprehensive set of tools for decoupling Automotive Air Conditioning hoses and fuel lines Offset Design with Spring loaded action allows one handed operation Suitable for a wide variety of Vehicles COLOR coded and Supplied in a Carry Case

STEEL LINE STOPPER KIT

Model No.	Description
SP71100	<ul style="list-style-type: none"> Prevents fluid leaks and contamination during service Use with all automotive fluids Suitable for: <ul style="list-style-type: none"> Fuel Rails and Lines Flare Type Steel Brake, Fuel & AC Lines Banjo Fittings on Brake, Power Steering & Transmission Cooler Lines Installs in seconds



PETROL

**MULTI-POINT FUEL INJECTION PRESSURE TESTER**

Model No.	Description
SP66062	<ul style="list-style-type: none"> Suits Multipoint Systems with "Push On" and "Banjo" Style Hoses Features quick coupling fittings Suits GM, Ford, Toyota, Mazda, Honda, Mitsubishi, Nissan, Suzuki, Daihatsu

**FUEL INJECTION PRESSURE TESTER - JAPANESE CARS**

Model No.	Description
SP66063	<ul style="list-style-type: none"> Suits Multi-Point Systems with "Banjo" Style Hose Found on Most Japanese Motor Vehicles

**FUEL INJECTION PRESSURE TESTER**

Model No.	Description
SP66065	<ul style="list-style-type: none"> Suits the workshop that handles a wide variety of vehicles multi-point, throttle body & CIS system continuous Injection systems All Adapters, gauges & hose assemblies feature a quick coupling system for speedy & efficient testing connection The uniquely designed relief valve relieves the pressure & the fuel safely No need for wrenches or pipe dope

**VACUUM/FUEL PUMP TESTER KIT**

Model No.	Description
SP66060	<ul style="list-style-type: none"> Checks for leaky or defective parts in vacuum systems and mechanical fuel pumps

DIESEL

**DIESEL INJECTOR FLOW TEST KIT WITH ADAPTER KIT**

Model No.	Description
SP66068	<ul style="list-style-type: none"> Designed to measure return fuel flow on diesel vehicles up to 8 cylinders fitted with common rail injection system Identifies, worn, blocked or inoperative injectors quickly & easily Supplied with measurement tubes for short term tests and measurement bottles for long term, more accurate evaluation Adapter set to suit Delphi & Denso Injectors

DIESEL INJECTOR PULLER 4PCE SET

Model No.	Description
SP66085	<ul style="list-style-type: none"> Set of 3 Adapters plus a special tool for removing the internal part of bosch injectors Specifically designed for removing delphi/bosch diesel injectors Adapters can also be used with an Air Hammer to loosen the injector by vibration Use with a slide hammer with 5/8" UNF thread

**5/8"UNF DIESEL INJECTOR PULLER SLIDE HAMMER SUITS SP66085 KIT**

Model No.	Description
SP66086	<ul style="list-style-type: none"> Slide hammer to suit diesel injector puller kit (SP66085) Thread: 5/8"UNF Hammer weight: 1.5kg (3.5lb)

**DIESEL INJECTOR SEAT CLEANER 6PC SET**

Model No.	Description
SP66084	<ul style="list-style-type: none"> Set of Four diesel Injector Seat Cleaners, centring pilot and T-Handle Used to clean/decarbonise injector seats when changing injectors Centring pilot: 7mm Various Vehicles: 15mm Delphi/Bosch: 17mm (BMW, PSA, Ford) Bosch (Mercedes CRD): 17mm Angled (Fiat, Iveco) 17mm

**DIESEL INJECTOR SYSTEM PRIMING PUMP**

Model No.	Description
SP66066	<ul style="list-style-type: none"> Essential for reintroduction of fuel into fuel pump following maintenance, such as fitting of new diesel filter or following drainage of fuel tank

**DIESEL INJECTION SYSTEM PRIMING PUMP KIT**

Model No.	Description
SP66076	<ul style="list-style-type: none"> Essential for reintroduction of fuel into fuel pump following maintenance, such as fitting of new diesel filter or following drainage of fuel tank Includes apadtors for GM, Renault, Fiat, Ford, PSA (Peugeot, Citroën & Ford)

**DIESEL INJECTOR SOCKET 6PC SET**

Model No.	Description
SP66081	<ul style="list-style-type: none"> 90 X 21mm Ford 80 X 22mm Nissan, VW 110 X 22mm Audi, BMW, Mercedes, Rover, Seat, Vauxhall, Volvo, VW 80 X 27mm BMW, Fiat, Ford, Peugeot 80 X 28mm LGV - Scania, Volvo 83 X 28mm VM 2.4D/2.5D Engined Alfa Romeo, Chrysler, Land Rover



PETROL COMPRESSION TESTERS

**COMPRESSION TESTER**

Model No.	Description
SP66023	<ul style="list-style-type: none"> 2.5" gauge with dual scale, 0-300psi, 0-21kg/cm², 0-300psi. Pressure relief valve allows repeated on-vehicle test Includes multiple Adapters to fit most applications

**COMPRESSION TESTER (HEAVY-DUTY)**

Model No.	Description
SP66024	<ul style="list-style-type: none"> Easy reading 2-5" gauge features COLOR coated quadruple calibrations 0-300psi 21kg/cm, 21bar & 2100kpa 13" durable rubber hose with 14mm/18mm adapter 6" Heavy-Duty stem with universal rubber cone adapter fits all plugs Pressure relief valve allows repeated on-vehicle tests

**COMPRESSION TESTER KIT (DELUXE)**

Model No.	Description
SP66030	<ul style="list-style-type: none"> Checks cylinder compression from 0-300psi (0 to 21kg/cm²) Assembles to form either push in or screw in type testers Screw in Adapters include: M10 x 1.0, M12 x 1.25, M14 x 1.25 & M18 x 1.5

DIESEL COMPRESSION TESTERS

**AUTOMOTIVE DIESEL COMPRESSION TEST KIT**

Model No.	Description
SP66037	<ul style="list-style-type: none"> A basic set for diesel work Tester has a pressure relief valve for releasing air & retesting A 16-1/2" wire reinforced hydraulic hose has a quick coupler on a swivel for ease of connection A 2-1/2" gauge with easy to read red & black dial with snap-in lens Records pressures from 0-1000psi and 0-70 Bar Adapters for GM, Ford, Audi, Mercedes Benz, Peugeot, VW & Volvo

DELUXE DIESEL COMPRESSION TESTER SET

Model No.	Description
SP66038	<ul style="list-style-type: none"> Comprehensive test kit for both direct & indirect diesel injected cars Simple and easy to use Checks engine compression under cranking conditions Small profile, quick coupling Adapters for speed & security Built-in pressure relief valve enables repeat tests without dismantling Flexible hose (355mm) gives access to restricted plug & injector ports Dual scale 80mm gauge 0-1000 psi and 0-70 Bar

**DIESEL COMPRESSION TESTER KIT (COMMERCIAL)**

Model No.	Description
SP66039	<ul style="list-style-type: none"> Measures cylinder pressure on diesel equipped cars and trucks Supplied with one gauge and all necessary adapters Unique swivel end quick coupler allows the operator to connect Adapters quickly & easily Gauge includes release valve & 368mm (14.5") of hose 2-1/2" dial, glycerin filled gauge with glass lens in stainless steel housing 4,500psi rated nylon jacketed pressure hose assembly Dual scale, -0-1,000psi: Metric scale -0-70bar 13pc Adapter set included for Ford, General Motors, Audi, Cummins, Mercedes, Volkswagen, Volvo, Allis Chalmers, Chalmers, Bedford Case, John Deere, Fiat, Ford Tractor, International Harvester, Mack Truck, BMW, Lincoln Continental, Peugeot, Chevy, Isuzu, Toyota, Detroit Diesel & Caterpillar



LEAK DETECTOR & CRANK STOPPER

CYLINDER LEAK DETECTOR & CRANK STOPPER

Model No.	Description
SP66027	<ul style="list-style-type: none"> Pinpoints low compression cause ie burnt valves, worn rings, etc Crank stopper locks engine in place to facilitate installation of timing belts & removal of harmonic balance pulleys Supplied with 14mm Adapter, 14mm deep Adapter & 18mm Adapter Gauges show % of cylinder leakage & cylinder pressure Suitable for use on any petrol engine with 14 or 18mm spark plugs



OIL PRESSURE TESTERS

ENGINE OIL PRESSURE TESTER

Model No.	Description
SP66069	<ul style="list-style-type: none"> Adapters for most vehicles 610mm flexible hose Pressure scale: 0-100psi / 0-700kpa



**ENGINE OIL PRESSURE TESTER (DELUXE)**

Model No.	Description
SP66070	<ul style="list-style-type: none"> Designed to Check Engine Oil Pressure in Both Cars & Trucks Easy to Read Dual Scale Gauge Complete with 24" (600mm) of Oil Proof Hose with 1/8" NPT Also includes 1/4"NPT, 3/8"NPT, 1/2BSP, M10x1.0, M12x1.5, M14x1.5, elbow Adapters & 50mm nipple & coupling Dual Gauge Readings: 0 to 300psi (0 to 21 Bar) Gauge Diameter: 2.5"

CYLINDER HEAD COMPRESSOR & VALVE TOOLS**COMPRESSED AIR ADAPTER**

Model No.	Description
SP66110	<ul style="list-style-type: none"> Holds the valves closed whilst spring is compressed Requires a 90-125psi air supply Spark plug Adapter with M14 and M18 threaded fittings for car and light commercial use

**SCREW TYPE OVERHEAD VALVE SPRING COMPRESSOR**

Model No.	Description
SP66012	<ul style="list-style-type: none"> Easily remove valve springs on most cars & light trucks Works with cylinder head on or off the engine The jaws grip the valve spring in parallel compression

**VALVE SPRING COMPRESSOR**

Model No.	Description
SP66014	<ul style="list-style-type: none"> 8" valve pinchers Universal jaw with 75-165mm capacity & 150mm throat depth Universal compressor with strong adjustable cam-action Parallent lift and automatic locking suitable for small to medium OHV engines 2 Valve spring sizes 25mm and 30mm

**VALVE SPRING COMPRESSOR**

Model No.	Description
SP66015	<ul style="list-style-type: none"> Suitable for use on multi valve petrol and diesel engines with deep-seated valves Universal jaw with 55-175mm capacity and 165mm throat depth Suitable also for general use on OHC, OHV and CVH engines Reversible jaw and Adapter Twin cam action permits use from above or below valve 2 Valve spring sizes 25mm and 30mm

**VALVE LAPPERS**

Model No.	Description
SP66115	<ul style="list-style-type: none"> Small cup diameters 5/8" and 13/16" Large cup diameters 1-1/8" and 1-3/8" Hand grind small & large flat head unslotted valves To use, place grinding compound on valve face and put in seat

VALVE COLLET REMOVER & INSTALLER KIT

Model No.	Description
SP66005	<ul style="list-style-type: none"> Quickly removes and installs valve collets on most overhead valve engines with valve stems from 4.5 to 7.5mm & 5/16 to 3/8 inches Magnet in tool body captures collets for quick removal and valve disassembly Can be used on the car or bench

**FEELER GAUGES****12PC OFFSET FEELER GAUGE SET**

Model No.	Description
SP64036	<ul style="list-style-type: none"> Offset blade for easy tappet clearance measuring 0.008, 0.010, 0.012, 0.013, 0.014, 0.015, 0.016, 0.018, 0.019, 0.020, 0.025 & 0.026" Blades Marked with equivalent metric sizes Offset Blades 100mm long x 13mm wide with 25mm offset tip

**52PC METRIC/SAE PITCH GAUGE**

Model No.	Description
SP64037	<ul style="list-style-type: none"> 52pc Pitch Gauge 0-25 to 6mm 4 to 62 Pitch

**26PC TYPE A FEELER GAUGE SET**

Model No.	Description
SP64032	<ul style="list-style-type: none"> Straight Blades 85mm Long x 13mm wide 0.0015" - 0.025" Marked with Equivalent Metric Sizes

**32PC FEELER GAUGE SET**

Model No.	Description
SP64034	<ul style="list-style-type: none"> Straight Blades 85mm long x 13mm wide 0.0015" - 0.035" Marked with Equivalent Metric Sizes

**25 PC METRIC FEELER GAUGE SET**

Model No.	Description
SP64030	<ul style="list-style-type: none"> 0.04-1.00mm Marked with metric sizes Hardened spring steel straight blades Straight blades 75mm long x 13mm wide

**25 PC DOUBLE SIDED OFFSET FEELER GAUGE**

Model No.	Description
SP64031	<ul style="list-style-type: none"> 005"-030" (0.127-0.762mm) Marked with equivalent metric/inch sizes Offset blades 100mm long x 13mm wide with 25 mm offset tips

**PISTON RING COMPRESSORS**

Model No.	Description
SP66020	50 - 125mm Ring Compressor
SP66021	75 - 175mm Ring Compressor

- Self locking ratchet
- Supplied with tightening arm
- Double band adjustable tensioner

ENGINE CYLINDER HONES**ENGINE CYLINDER HONE-3 ARM**

Model No.	Description
SP63038	<ul style="list-style-type: none"> • Range: 50mm to 178mm • 100mm stones fitted-medium 220 grit • Flexible shaft • Adjustable tension
SP63138	<ul style="list-style-type: none"> • Suitable for hone SP63038 • 100mm stones-medium 220 grit

ENGINE TIMING TOOLS - UNIVERSAL**TDC INDICATOR (TOP DEAD CENTRE)**

Model No.	Description
SP71030	<ul style="list-style-type: none"> • A pneumatic indicator for finding top dead centre (TDC) position on petrol and diesel engines • Adapters for 8mm to 18mm spark plug and glow plug holes • Application: Diesel and petrol engines for car and vans

**6PC BELT TENSIONER SERPENTINE TOOL SET**

Model No.	Description
SP71055	<ul style="list-style-type: none"> • Contains 3/8"dr sockets 13, 15, 16 & 18mm • Essential tool for removing & installing timing belts with spring loaded idler pulleys • Long reach design with multi-positional extension allows access deep into the engine compartment & around obstructions

**STRETCH BELT TOOL**

Model No.	Description
SP70991	<ul style="list-style-type: none"> • Universal installation and removal of stretch fit belts • Easily Installs all Stretch fit belts • Allows removal and reuse of stretch fit belts • Instructional DVD Included

6PC TENSIONER LOCK OUT PIN SET

Model No.	Description
SP71060	<ul style="list-style-type: none"> • Includes 0.79mm, 1.24mm, 1.37mm, 1.49mm, 1.68mm & 1.92mm • Suitable for locking back belt tension devices while installing or removing cam or auxiliary drive belt • Wide range of vehicle & engine applications

**TIMING GEAR HOLDER/ SINGLE CAM CLAMPS KIT**

Model No.	Description
SP70907	<ul style="list-style-type: none"> • Securely holds the timing gear during removal or installation • Prevents timing gear movement while the retaining bolt is removed • Allows rotation of cam gear to align valve timing marks • Single lever locking design is easy to use • Slimline design allows maximum access • Single Cam Clamps lock each gear individually during timing belt replacement • Holds valve timing during belt replacement • Compact size allows use in confined engine compartments • Easy to use-installs in seconds

**TIMING GEAR HOLDER**

Model No.	Description
SP70906	<ul style="list-style-type: none"> • Securely holds the timing gear during removal or installation • Prevents timing gear movement while the retaining bolt is removed • Allows rotation of cam gear to align valve timing marks • Single lever locking design is easy to use • Slimline design allows maximum access

**2PC SINGLES CAM CLAMP SET**


Model No.	Description
SP70902	<ul style="list-style-type: none"> • 2 x CamClamp Timing Gear Clamps • 2 x CamClamp Bolt Extensions • Use on single twin cam engines to hold valve timing during belt replacement • Low profile design works on engines with gear to cylinder head clearances from 5mm (1/4") to 35mm (1-3/8")

**4PC SINGLES CAM CLAMP SET**

Model No.	Description
SP70905	<ul style="list-style-type: none"> • 4 x CamClamp Timing Gear Clamps • 4 x CamClamp Bolt Extensions • Use on single, twin and quad cam engines to hold valve timing during belt replacement • Low profile design works on engines with gear to cylinder head clearances from 5mm (1/4") to 35mm (1-3/8")

**5PC MASTER CAM CLAMP KIT**

Model No.	Description
SP70900	<ul style="list-style-type: none"> • This Universal Kit Covers Most Single Overhead Cam Engines, Twin Cam Engines and Quad Cam Engines • Lock Camshafts to Hold Valve Timing During Belt Replacement • Reduces Repair Time • Prevents Possible Engine Damage Due to Incorrect Timing • Compact Design to Allow Easy Operation in Small Engine Bays



**CAMSHAFT PULLEY REMOVER/INSTALLATION KIT**

Model No.	Description
SP71065	<ul style="list-style-type: none"> Designed to hold the camshaft pulley stationary while loosening & tightening the centre shaft bolt Fixed distance 54 - 120mm

**CRANKSHAFT BOLT REMOVAL TOOL - 1/2" DR.**

Model No.	Description
SP70865	<ul style="list-style-type: none"> Reduces service time Use where impact guns won't fit Loosens and tightens bolts Recommended for use with impact sockets Produces up to 600 ft/lbs of torque to loosen stubborn bolts

ENGINE SERVICE OIL

**3 PRONG OIL FILTER WRENCH**

Model No.	Description
SP64001	<ul style="list-style-type: none"> Compact design great for confined areas Suits oil filters Ø58 mm to Ø95mm 3/8" Drive

**3 PRONG OIL FILTER WRENCH REVERSIBLE**

Model No.	Description
SP64000	<ul style="list-style-type: none"> 1/2" Square Drive or Hex Drive Suits Oil Filters Ø60mm – Ø100mm Non slip nylon strap

**OIL FILTER WRENCH - STRAP TYPE CAR**

Model No.	Description
SP64010	<ul style="list-style-type: none"> 1/2" Square Drive Suits Oil Filters up to Ø150mm

**OIL FILTER WRENCH - STRAP TYPE TRUCK**

Model No.	Description
SP64012	<ul style="list-style-type: none"> Suits oil filters up to Ø300mm Satin finish cast steel body with 3/8" and 1/2" sq drives Extra wide nylon webbing strap

**SWIVEL HANDLE OIL FILTER WRENCH**

Model No.	Description
SP64003 SP64004 SP64005 SP64006 SP64007 SP64009	<ul style="list-style-type: none"> 60mm - 73mm Oil Filter Wrench 73mm - 86mm Oil Filter Wrench 86mm - 95mm Oil Filter Wrench 95mm - 110mm Oil Filter Wrench 110mm - 125mm Oil Filter Wrench 125mm - 140mm Oil Filter Wrench 90° swivel head to access filters in confined areas Dimples on band ensures secure grip

OIL FILTER WRENCH - 74.2MM x 3/8" DR

SUITS: AUDI, BMW, FORD, MAZDA, TOYOTA, VW, FORD, PORSCHE & MERCEDES BENZ - V6 & V8

Model No.	Description
SP71108	<ul style="list-style-type: none"> Suits Audi, BMW, Ford, Mazda, Toyota, VW, Porsche, Ford Focus (2004-2006) & Mercedes Benz - V6 & V8 Size: 14 flutes x 74.2mm x 3/8" dr Use Torque: 25N-m±5N-m Chrome Finish

OIL FILTER WRENCH - 64.5MM x 3/8" DR

SUITS: TOYOTA (4 CYLINDER)

Model No.	Description
SP71110	<ul style="list-style-type: none"> Suits: Toyota 4 cylinder (1800cc - 2000cc) (New Cars) Allion, Auris, Corolla Axio, Corolla Fielder, Corolla Rumion, Isis, Ist, Noah, Premio, Prius, Voxy, Wish Size: 14 flutes x 64.5mm x 3/8" dr. Use Torque: 25N-m±5N-m Chrome Finish

OIL FILTER WRENCH - 32MM x 3/8" DR

SUITS: GM (4 CYLINDER) & MERCEDES BENZ HGV's

Model No.	Description
SP71111	<ul style="list-style-type: none"> Suits: GM Opel/Vauxhall 4 cyl, GM 2.2liter ecotech X10XE, X12XE, Y17DT, Y17DTL engines, Mercedes HGV's e.g. OM364 & OM366 engines. Size: Hex x 32mm x 3/8" dr. Use torque 25Nm ± 5Nm Chrome Finish

OIL FILTER WRENCH - 64.5MM x 3/8" DR

SUITS: TOYOTA & LEXUS (6 & 8 CYLINDER)

Model No.	Description
SP71113	<ul style="list-style-type: none"> Suits Toyota & Lexus 6 & 8 Cylinder Toyota: 2007-2008 V6, Corolla-(2007-2009)4cyl, Tundra-(2007)8cyl, Sequoia-(2008)8cyl, Land Cruiser-(2008-2010)8cyl, 4Runner-(2008-2010)4&6Cyl Lexus: (2006) - All vehicles, (2007) ES350, GS350, GS450h, LS460, RX350, (2008) LS600h L, (2009) LX570 Size: 14 flutes x 64.5mm x 3/8" dr. Use Torque: 25N-m±5N-m Chrome Finish

OIL FILTER WRENCH - 88.8MM x 3/8" DR

SUITS: HYUNDAI, KIA, LAND ROVER, RANGE ROVER & JAGUAR

Model No.	Description
SP71115	<ul style="list-style-type: none"> Suits: Hyundai, Kia, Land Rover, Range Rover & Jaguar Size: 15 flutes x 88.8mm x 3/8" dr. Use Torque: 25N-m±5N-m Chrome Finish

OIL FILTER WRENCH - 27MM x 3/8" DR

SUITS: MERCEDES BENZ & SMART CAR

Model No.	Description
SP71116	<ul style="list-style-type: none"> Suits: Mercedes Benz & Smart Car Size: Hex x 27mm x 3/8" dr. Use torque 25Nm ± 5Nm Chrome Finish

OIL FILTER WRENCH - 86.6MM x 3/8" DR

SUITS: BMW & VOLVO

Model No.	Description
SP71117	<ul style="list-style-type: none"> Suits: BMW & Volvo BMW: 335i 3.0L Twin Turbo, 535i 3.0L Twin Turbo, 3 Series (E90) & X6 3.0L Twin Turbo Volvo: All Models (1999 - 2008) excl. 2005 40 & 50 Series Size: 16 flutes x 86.6mm x 3/8" dr. Use Torque: 25N-m±5N-m Chrome Finish



**OIL FILTER WRENCH - 36MM X 3/8" DR**

SUITS: MERCEDES BENZ (DIESEL), BMW, MINI, FORD (6 LITER DIESEL) & VOLKSWAGEN (VR6)

Model No.	Description
SP71118	<ul style="list-style-type: none"> Suits: Mercedes diesel engines OM604, OM605 & OM606, BMW engines M52 6-cyl, M60 8 cyl & M70 12-cyl, Mini One, Ford 6.0 liter diesel engine (predominantly used in pickups) & Volkswagen VR6 engine. Size: Hex x 36mm x 3/8" dr. Use torque 25Nm ± 5Nm Chrome Finish

OIL DRAIN HOSE - M20X 1.5P

SUITS: TOYOTA & LEXUS



Model No.	Description
SP71120	<ul style="list-style-type: none"> Suits: Toyota & Lexus (2006~) 4, 6 & 8 cylinder vehicles Prevents oil from gushing out of the housing when changing oil filters 900mm long oil-resistant extra-flexible drain hose Keeps your work area clean and oil free

OIL DRAIN HOSE - M32 X 2.0P

SUITS: VOLKSWAGEN



Model No.	Description
SP71122	<ul style="list-style-type: none"> Suits: Volkswagen 2.0 vehicles - Golf V 2.0T 2.5, Golf V (all) 2.0T, Jetta V (all) 2.0T & Passat B6 (all) 2.0T Prevents oil from gushing out of the housing when changing oil filters 900mm long oil-resistant extra-flexible drain hose Keeps your work area clean and oil free

OIL FILTER PLIERS

Model No.	Description
SP64008	<ul style="list-style-type: none"> Oil filter wrench 52mm(2-18") to 127mm(5")

TRANSMISSION & DIFFERENTIAL FLUID PUMP KIT

Model No.	Description
SP70913	<ul style="list-style-type: none"> Quickly fill or drain fluids: brake fluid, power steering fluid, transmission fluid, engine oil, coolant, Gear oils, etc. Quick couple fittings allow easy hose changes Pump primed for next use <p>Contents include:</p> <ul style="list-style-type: none"> Ratchet pump 1M/39" discharge hose (8mm/5/16"OD) 900mm/35" differential suction straw (10mm/3/8"OD) 1/4"- 3/8" drill drive Adapter Blow-molded case

TRANSMISSION STOP-OFF TOOL

Model No.	Description
SP64210	<ul style="list-style-type: none"> Use this tool to plug the transmission shaft opening when removing the drive shaft, repairing the U-Joints or performing general transmission service. Tapered Design suits most vehicles

3 LEG FUEL TANK SENDER WRENCH

Model No.	Description
SP64067	<ul style="list-style-type: none"> Used for removal & re-tting tank sender moulding rings Range: 75-160mm Diameter Use with a 24mm Wrench Socket

**EXTRACTION SYRINGE - 200ML**

Model No.	Description
SP65122	<ul style="list-style-type: none"> 200ml Capacity Multi-purpose syringe ideal for the transfer of oils/fluids to and from vehicle components such as gearboxes and differentials. Translucent body allows easy inspection of oils and fluids.

**EXTRACTION SYRINGE - 1.5L**

Model No.	Description
SP65123	<ul style="list-style-type: none"> 1.5 Liter Capacity Multi-purpose syringe ideal for the transfer of oils/fluids to and from vehicle components such as gearboxes and differentials. Translucent body allows easy inspection of oils and fluids.

**1LT VACUUM POWERED FLUID EXTRACTOR**

Model No.	Description
SP64022	<ul style="list-style-type: none"> Small portable fluid extractor Operates with air compressor 1 Liter capacity


**OIL EVACUATION SYSTEM - 6L**

Model No.	Description
SP64025	<ul style="list-style-type: none"> Fast, no mess fluid removal Air operated, "no moving parts" fluid extraction unit Suitable for automotive & industrial applications Oil extraction: engine, power steering, gear box, automatic transmission, differential, marine, industrial machinery, plant equipment Fluids: brake, coolant, hydraulic, cutting, lubricants <p>CONTENTS INCLUDE:</p> <ul style="list-style-type: none"> 6 Liter Container Vacuum Generator 1.7m Suction Hose & On/Off Tap 2 x Suction Probes Brake Bleeding Attachment with Quick Connect Fittings



**MULTI DRAIN TUB**

Model No.	Size.	Description
SP64108	<ul style="list-style-type: none"> Capacity: 8 ltr Dimensions: 520 x 390 x 150mm 	<ul style="list-style-type: none"> Made from high-density polyethylene material Resistant to chemicals such as oil, antifreeze and solvents Heavy wall construction stays rigid even with hot oil Large handles are positioned to aid carrying and pouring
SP64116	<ul style="list-style-type: none"> Capacity: 16 ltr Dimensions: 600 x 450 x 180mm 	

**18PC OIL DRAIN PLUG KEY SET**

Model No.	Description
SP20215	<ul style="list-style-type: none"> Helps remove & replace drain plugs in hard to reach locations on differentials, gearboxes & engine sumps. Inhex Keys 3/8"Dr Metric - 8, 9, 10, 12, 14 & 17mm Square keys 3/8"Dr Metric - 7, 8, 10, 11, 12, 13 & 14mm Square keys 3/8"Dr SAE - 5/16" & 3/8" Triangle key 3/8"Dr 10mm Spline key 3/8"Dr M16 SQ key 3/8"Dr 10mm

**SEAL TOOL KIT**

Model No.	Description
SP70960	<ul style="list-style-type: none"> Easily removal and Instalation of camshaft and crankshaft seals Compact puller with unique extracting hooks engage seal for quick removal Interchangeable sleeves and mandrels allow easy installation of new seal Suits seals from 21.5mm to 64mm

**SEAL REMOVAL/INSTALLATION KIT FOR WICK SEALS**

Model No.	Description
SP30819	<ul style="list-style-type: none"> Removes and Installs upper rear seals without dropping the crankshaft Cork screw puller makes it easy to remove the old seal Spring steel clip grips the seal firmly as it is pulled into position Works on both rope and synthetic rubber material

**TWIN HOOK SEAL PULLER**

Model No.	Description
SP66000	<ul style="list-style-type: none"> Removes oil seal without damage Two hook sizes to fit most seal applications

DELUXE COOLING SYSTEM PRESSURE TESTER

Model No.	Description
SP70889	<ul style="list-style-type: none"> Eliminates the need for adapters to pressure test the cooling system Fits bayonet and threaded filler necks on radiators or header tanks Includes 6 double end radiator cap testers The inflatable bladder sealing system enables the analyser to attach to almost all passenger and light commercial vehicles <p>Contents Include:</p> <ul style="list-style-type: none"> Analyser Pressure pump - 0-30 psi (0-207 kPa) gauge Air supply hose Drain hose Instruction manual 3 x Neck extensions Blow-mold storage case

**COOLING SYSTEM PRESSURE TESTER**

Model No.	Description
SP70800	<ul style="list-style-type: none"> Eliminates the need for adapters to pressure test the cooling system Universal attachment to radiator or header tanks Fits bayonet and threaded filler necks Identifies cooling system pressure leaks <p>Contents Include:</p> <ul style="list-style-type: none"> Analyser Pressure pump - 0-30 psi (0-207 kPa) gauge Air supply hose Drain hose Instruction manual 3 x Radiator neck extensions Blow-mold storage case

**21PC COOLING SYSTEM PRESSURE TEST KIT**

Model No.	Description
SP70750	<ul style="list-style-type: none"> This kit is designed to find internal & external cooling system leaks It includes a selection of radiator cap Adapters, header tank adaptos and radiator cap tester Adapters to test all aspects of the cooling system <p>It also includes a Heavy-Duty pump with test range 0 - 2.5bar.</p> <p>Please see sptools.com for a complete list of Adapters</p>

**COOLING SYSTEM REFILL GUN**

Model No.	Description
SP70880	<ul style="list-style-type: none"> Dramatically Reduces Filling Time and Eliminates Airlocks in the Cooling System Eliminates the need for system Bleeding Universal attachment to most radiator and header tanks Small & large rubber cones to suit both passenger & commercial vehicles; no additional adapters needed <p>Contents Include:</p> <ul style="list-style-type: none"> Quick fill gun Vacuum gauge 0 - 30inhg (-0 to -1.0 Bar) 1500mm filling hose Small & large multi-fit rubber cones Detailed operating instructions Blow-molded storage case

**CO2 LEAK TEST KIT**

Model No.	Description
SP72790	<ul style="list-style-type: none"> Diagnose blown gaskets and cracked blocks and Cylinder heads easily and quickly Checks for CO2 in cooling system and indicates its presence by test fluid color change <p>Supplied in blow-molded case</p>
SP72795	CO2 Test Liquid Replacement test fluid for SP72790 leak tester





SP FORD FAN HUB WRENCH 32MM

Model No.	Description
SP72732	• 32mm Fitted to the thermo-viscous fan hubs on BMW and Ford 6 cyl

SP FORD FAN HUB WRENCH 36MM

Model No.	Description
SP72736	• 36mm fitted to the thermo-viscous fan hubs on Ford 8 cyl, Opel and GM

COOLING SYSTEM FLUSHING GUN

Model No.	Description
SP70801	<ul style="list-style-type: none">• Multipurpose cleaning gun uses a combination of high pressure compressed air and water to quickly clean dirt, scale etc from the cooling system• Multi-Step nozzle suits most radiator and heater hose sizes

PLASTIC AND RUBBER HOSE CUTTERS

Model No.	Description
SP63043	• 42mm Pipe Cutter
SP63046	<ul style="list-style-type: none">• 75mm Pipe Cutter• Compound Ratchet Action• Cut PVC Pipe, Vacuum Hoses, Heater Hoses etc.

ANGLED TYPE UNIVERSAL HOSE CLAMP PLIERS SET

Model No.	Description
SP72620	<ul style="list-style-type: none">• Set of Pliers with interchangeable tips to cover all types of hose clamps• Angled Type

STRAIGHT TYPE UNIVERSAL HOSE CLAMP PLIERS SET

Model No.	Description
SP72610	<ul style="list-style-type: none">• Set of Pliers with interchangeable tips to cover all types of hose clamps• Straight Type

FLEXI HOSE CLAMP PLIERS

Model No.	Description
SP72604	<ul style="list-style-type: none">• For the Removal and Replacement of metal or Plastic Spring-Loaded Self-Tightening hose Clamps• Flexible long Reach mechanism Allows the Pliers to Release• Lock Hose Clamps in the Opened Position• Fitted with 630mm Long Cable• For clamp Diameters from 18mm to 50mm (approx)

CLAMPS

LINE CLAMPS

Model No.	Description
SP70035	<ul style="list-style-type: none">• Small Line Clamp• Seals 3mm to 8mm Flexible Brake and Fuel Lines
SP70533	<ul style="list-style-type: none">• Medium Line Clamp• Seals 13mm to 19mm Brake and Fuel Lines
SP70684	<ul style="list-style-type: none">• Large Line Clamp• Seals Larger Hoses 19mm to 57mm

- Smooth Rounded Edges on Jaws will not Damage Internal Hose Linings
- Lightweight, Non Conductive, Highly Visible Material

90° OFFSET LINE CLAMPS

Model No.	Description
SP70036	<ul style="list-style-type: none">• Small Line Clamp• Seals 3mm to 8mm Flexible Brake and Fuel Lines
SP70534	<ul style="list-style-type: none">• Medium Line Clamp• Seals 13mm to 19mm Brake and Fuel Lines
SP70685	<ul style="list-style-type: none">• Large Line Clamp• Seals Larger Hoses 19mm to 57mm

- Smooth Rounded Edges on Jaws will not Damage Internal Hose Linings
- Lightweight, Non Conductive, Highly Visible Material

3PC LINE CLAMP SET

Model No.	Description
SP70713	<ul style="list-style-type: none">• Handy 3 Pack covering all hose sizes from 3mm to 57mm• Light weight, non conductive, highly visible material• Jaw design eliminates damage to hoses

3PC 90° OFFSET LINE CLAMP SET

Model No.	Description
SP70714	<ul style="list-style-type: none">• Handy 3 Pack covering all hose sizes from 3mm to 57mm• Light weight, non conductive, highly visible material• Jaw design eliminates damage to hoses

2PC SMALL LINE CLAMP SET

Model No.	Description
SP70717	<ul style="list-style-type: none">• Seals flexible brake and fuel lines from 3mm to 8mm• Non conductive, lightweight, highly visible material• Jaw design eliminates damage to hoses

2PC SMALL 90° OFFSET LINE CLAMP SET

Model No.	Description
SP70716	<ul style="list-style-type: none">• Seals flexible brake and fuel lines from 3mm to 8mm• Non conductive, lightweight, highly visible material• Jaw design eliminates damage to hoses

4PC SMALL LINE CLAMP SET

Model No.	Description
SP70718	<ul style="list-style-type: none">• Seals flexible brake and fuel Lines from 3mm to 8mm• Light Weight, non conductive, highly visible material• Jaw design eliminates damage to hoses

4PC SMALL 90° OFFSET LINE CLAMP SET

Model No.	Description
SP70719	<ul style="list-style-type: none">• Seals flexible brake and fuel Lines from 3mm to 8mm• Light Weight, non conductive, highly visible material• Jaw design eliminates damage to hoses



4 IN 1 BRAKE SPREADER

Model No.	Description
SP70915	<ul style="list-style-type: none">• The one tool for both fixed and floating calipers• Prevents damage to pistons, hubs or calipers• Ensures parallel piston retraction on dual and quad piston calipers• Easy left and right side use• Designed to retract the toughest caliper pistons• Single Lever mechanism used to apply and release force for ease of operation and faster service



DISK BRAKE SPREADER

Model No.	Description
SP63002	<ul style="list-style-type: none">• Allows easy compression of brake piston to aid in brake pad changes• Suits front disc brakes on most vehicles



BRAKE PISTON REWIND KIT 18PC (RH-LH)

Model No.	Description
SP63005	<ul style="list-style-type: none">• Right or left hand• Suitable for Push-Back & Wind-Back brake pistons when replacing brake pads• Includes both left & right handed thrust bolt assemblies• Helps prevent damage to pistons & seals



REAR DISC BRAKE TOOL

Model No.	Description
SP63003	<ul style="list-style-type: none">• A universal tool for winding back rear brake pistons on most vehicles• Unique cube design with 6 different pin designs and a 3/8 square drive for easy attachment to a ratchet



BRAKE SPRING WASHER TOOL

Model No.	Description
SP63004	<ul style="list-style-type: none">• For Removal & Replacing Brake Shoe Retaining Washers• Head Designed to Fit Most Vehicles

DRUM BRAKE ADJUSTING TOOLS

Model No.	Description
SP30828	<ul style="list-style-type: none">• 130mm Adjusting Tool (5")
SP63001	<ul style="list-style-type: none">• 230mm Adjusting Tool (9")• Easy adjustment for most applications



DELUXE TUBE BENDER PLIERS

Model No.	Description
SP63010	<ul style="list-style-type: none">• Alloy construction• Suitable for 3mm(1/8"), 4mm (3/16") & 6mm (1/4") tubing• 0° - 90° Bends



3-22MM TUBE CUTTER

Model No.	Description
SP63041	<ul style="list-style-type: none">• Cuts 3-22mm Dia Pipes• Cuts PVC, Aluminium or Plastic Pipes• High Quality Blades



3-35MM HEAVY-DUTY TUBE CUTTER

Model No.	Description
SP63042	<ul style="list-style-type: none">• Tube cutting range: 1/8" to 1-3/8"(3/35mm)• Use to cut tubing made of hard and soft copper, aluminium, brass, thin wall steel and stainless steel lines• Die-cast cutter body with SKS wheel cutter and SK2 fold-away pipe de-burring tool



DOUBLE FLARING TOOL KITS

Model No.	Description
SP63015	<p>Metric Double Flaring Tool Kit</p> <ul style="list-style-type: none">• Holds pipe sizes: 5, 6, 8, 10, 12, 14 & 16mm• Aluminium alloy casting tube cutter from 3-30mm• Steel casing, yoke & screen bar• 7pc Adapter• Stored in blow-molded case
SP63016	<p>SAE Double Flaring Tool Kit</p> <ul style="list-style-type: none">• Holds pipe sizes: 3/16, 1/4, 5/16, 3/8, 7/16, 1/2 & 5/8"• Aluminium alloy casting tube cutter from 3-30mm• Steel casing, yoke & screen bar• 7pc Adapter• Stored in blow-molded case






IN-LINE FLARING TOOL KIT

Model No.	Description
SP63018 Metric	<ul style="list-style-type: none">The In Line Flaring Tool enables the user to flare copper or soft steel tubing in tight spaces with its low profile design. This new patented flaring tool design makes perfect single or double flares easily. The double clamp and hex body keeps tube from slipping, keeps flares centered, and makes the job of flaring easier. Superior to bar type flaring tools.Low-profile design allows for use on or off the vehicleDesigned to be used with a Ratchet to Make Flares EasierIn-line Design makes a More Accurate FlareDouble Clamp and hex Screw Design keeps tubing Locked Tightly in positionFor use on thin Walled Steel and Copper Tubing
SP63019 SAE	



DISC BRAKE VERNIER CALIPERS

Model No.	Description
SP35642	<ul style="list-style-type: none">0-60mm Disc Brake CalipersGraduation 0.1mmLocking ScrewLength of Jaw 80mm



DISC BRAKE DIGITAL CALIPERS

Model No.	Description
SP35649	<ul style="list-style-type: none">0-100/0.4" Disc Brake Digital CalipersDouble Point JawPower On/OffGraduation 0.01mm/0.0005"



DRUM BRAKE VERNIER CALIPERS

Model No.	Description
SP35646	<ul style="list-style-type: none">Drum Brake Vernier CallipersGraduation 0.05mmLocking ScrewLength of Jaw 150mmInside 50-500mmOutside 0-500mm



BRAKE BLEEDER KIT

Model No.	Description
SP63030	<ul style="list-style-type: none">Easy One Man Brake Bleeding KitIncludes Collection Bottle with Magnet, Hoses and Nipple Fittings

BRAKE FLUID RESERVOIR AUTOFILL

Model No.	Description
SP70895	<ul style="list-style-type: none">Automatically fills brake fluid reservoir during bleedingNo more running reservoir emptySaves time and moneyEliminates spills onto paintworkEasy to operate retaining clip provides positive clamping to master cylinder reservoirHeight adjustment to ensure correct 'Max' level is maintainedOn/Off tapPositive container venting to maintain constant fluid flowManufactured from non corrosive materials



MANUAL BRAKE BLEEDER KIT

Model No.	Description
SP70858	<ul style="list-style-type: none">Includes Brake Fluid Reservoir Re-filler & Brake Bleed BottleAllows One Man Brake BleedingBrake Fluid Reservoir Re-fillerAutomatically Refills Brake Fluid Reservoir During Brake BleedingRetaining Clip Provides Positive Clamping to all Master Cylinder Reservoir TypesHeight Adjustment Positions Filler Spout to Maintain Correct Fluid Level During Brake Bleeding; Prevents Running Brake Fluid Reservoir DryPositive Venting System Supplies Unbroken Continual Fluid FlowOn-Off Tap Allows Use and Storage Plus Eliminates Brake Fluid SpillsContainer Capacity: 600mlBrake Bleed BottleUniversal Rubber Fitting Holds Securely on Brake Bleed ScrewLarge Collection Bottle Prevents OverfillingInternal Submersed Tube Prevents Air Drawback During Brake BleedingHanging Hook for Hands Free Use



VACUUM BRAKE BLEEDERS - 800ML

Model No.	Description
SP70852	<ul style="list-style-type: none">800mlFast efficient vacuum brake bleedingOne man operationQuick release locking triggerUniversal rubber bleed screw fitting700mm bleeder hoseCompact size fits easily in the wheel areaUniversal rubber fitting holds Securely on brake bleed screwConvenient hanging hook and quick release trigger allows hands free operationInternal overflow valve prevents brake fluid spray if container reaches capacityClear drain hose provides visible inspection of old fluid during bleedingOn-Off switch prevents spills when not in useOperates on compressed air



VACUUM BRAKE BLEEDER KITS - 800ML

Model No.	Description
SP70854	<ul style="list-style-type: none">800ml Brake fluid reservoir re-filler capIncludes vacuum brake bleeder & brake fluid reservoir filler vacuum brake bleederUniversal rubber fitting holds securely on brake bleed screwConvenient hanging hook and quick release trigger allows hands free operationInternal overflow valve prevents brake fluid spray if container reaches capacityClear drain hose provides visible inspection of old fluid during bleedingOn-Off switch prevents spills when not in useAutomatically refills brake fluid reservoir during brake bleedingRetaining clip provides positive clamping to all master cylinder reservoir typesHeight adjustment positions filler spout to maintain correct fluid level during brake bleedingPositive venting system supplies unbroken continual fluid flowOn-Off tap allows use and storage plus eliminates brake fluid spillsContainer capacity: 600ml





BRAKE & CLUTCH PRESSURE BLEEDING KIT

Model No.	Description
SP70809	<ul style="list-style-type: none"> One-man brake and clutch bleeding the professional way Bleeding requires no external power source. Simply fill and pump Reservoir holds 2.5ltr of hydraulic fluid Flush the entire system with one fill without the risk of running the reservoir dry Pressure range makes unit suitable for use with ABS systems Fitted with Ø42mm cap and suitable for most European models

SELECTION OF ADAPTERS TO SUIT VARIOUS MAKES OF MOTOR VEHICLES AVAILABLE BELOW



BRAKE & CLUTCH PRESSURE BLEEDING ADAPTERS - SUITS SP70809

Model No.	Description	Model No.	Description
SP70810	• Chrysler Dodge Jeep PLYM	SP70818	• Daihatsu
SP70811	• Chrysler Dodge Jeep PLYM	SP70819	• Mitsubishi
SP70812	• For Most Later Model GM	SP70820	• Nissan Blue Bird
SP70813	• Honda Accord	SP70821	• All Hyundai, Mitsubishi, Nissan and Subaru
SP70814	• Nissan	SP70822	• Ford Escape
SP70815	• Honda	SP70823	• Toyota and Lexus
SP70816	• Honda	SP70824	• Aus Ford
SP70817	• Ford		



VACUUM TEST & BRAKE BLEEDING KIT

Model No.	Description
SP79995	<ul style="list-style-type: none"> The complete kit for all vacuum testing and brake bleeding requirements Hand held vacuum pump – compact design, one handed operation Allows fast efficient static testing and monitoring Allows one man brake bleeding Safely transfers fluids Ergonomic handle design Regulated vacuum relief valve



BRAKE FLUID TESTER

Model No.	Description
SP63028	<ul style="list-style-type: none"> Test for moisture content in the brake fluid LED light indicates percentage of water in the brake fluid Results in seconds <p>SUITABLE FOR: DOT 3, DOT 4, DOT 5.1, AC Delco DOT 3, Pennzoil DOT 3, Prestone DOT 3, Motorcraft DOT 3 & Toyota DOT 3.</p>

1/2"DR BRAKE CALIPER SPECIAL SOCKET

Model No.	Description
SP63008	<ul style="list-style-type: none"> 11.5mm 10PT Length: 50mm Chrome molybdenum



75° OFFSET BRAKE BLEEDER RING WRENCH SET - 3PC

Model No.	Description
SP10423	<ul style="list-style-type: none"> Metric & SAE Wrenches Flat drive technology Sizes Included: 8x10mm, 9x11mm & 3/8x7/16"



UNIVERSAL CLUTCH ASSEMBLY TOOL

Model No.	Description
SP66050	<ul style="list-style-type: none"> Design allows easy assembly of clutch whilst on a work bench Ideal for late-model front wheel drive vehicles that have no pilot bearing in the flywheel Supplied with various collets Not suitable for double plate clutches



2 ARM BRAKE CYLINDER HONE

Model No.	Description
SP63035	<ul style="list-style-type: none"> Range: 19mm to 63mm 28mm medium 220 grit fitted stones Adjustable tension Flexible shaft



3 ARM BRAKE CYLINDER HONE

Model No.	Description
SP63036	<ul style="list-style-type: none"> Range 19mm to 64mm 28mm medium 220 grit fitted stones Adjustable tension Flexible shaft
SP63037	<ul style="list-style-type: none"> Range: 32mm to 90mm 50mm medium grit stones Adjustable Tension Flexible Shaft





UNIVERSAL KNUCKLE SPREADER TOOL KIT

Model No.	Description
SP70970	<ul style="list-style-type: none">Used to spread the steering knuckle to enable the removal and refitting of shock absorbers without the risk of damage to the aluminium or cast iron knuckleSuitable for steering knuckles with either a centralised slot or a non centralised slot



UNIVERSAL KNUCKLE SPREADER MASTER KIT

Model No.	Description
SP70972	<ul style="list-style-type: none">Suitable for removal and installation of spring and shock strut from steering knucklePrevents expensive damage to aluminium or cast iron steering hubsExcellent also for spreading the clamp on lower ball jointsWide range of vehicle applications



WISHBONE LEVER TOOL

Model No.	Description
SP70975	<ul style="list-style-type: none">To push down the wishbone and other suspension parts, e.g. during the disassembly of the drive shaft, during replacing the gaiter or exchange of the wheel bearingAfter loosening the ball joint the wishbone must in most cases be pushed down against the bush or stabilizer tension, in order to pull the joint from the support



BALL JOINT SEPARATOR - 19MM

Model No.	Description
SP67020	<ul style="list-style-type: none">For use on most cars and light trucks to remove tie rods from shock absorber links ball jointConstructed of drop-forged steel for long-lasting strength and durabilityFork size: 19mm (16"), length: 400mm



BALL JOINT SEPARATOR - 24MM

Model No.	Description
SP67021	<ul style="list-style-type: none">For use on most cars and light trucks to remove ball joint from steering knucklesConstructed of drop-forged steel for long-lasting strength and durabilityFork Size: 24mm (12"), length: 300mm



BALL JOINT EXTRACTOR SET - 5PC

Model No.	Description
SP67024	<ul style="list-style-type: none">Set of three forks & two handles15/16" Ball-joint separator1-1/8" Pitman-arm wedge11/16" Tie-rod spreader8" Manual knurled grip handle8" Air-tool compatible handle with chuck collar

MINI BALL JOINT SEPARATOR (JAW CAPACITY 19MM)

Model No.	Description
SP67022	<ul style="list-style-type: none">Chrome-plated finish drop forged steel body with thrust boltSuitable for most small cars and light vansJaw opening 19mm



UNIVERSAL BALL JOINT SEPARATOR-2 STEP ADJUSTABLE (18-24MM)

Model No.	Description
SP67023	<ul style="list-style-type: none">18-24mm Jaw capacity2-Step adjustable (30mm to 50mm) to give a greater range for different vehicles



PITMAN ARM PULLER

Model No.	Description
SP67030	<ul style="list-style-type: none">High-quality alloy steel1-15/16" Opening, 2-1/2" Pull33mm Opening, 63mm Pull




TIE ROD END PULLER & PITMAN ARM PULLER

Model No.	Description
SP67031	<ul style="list-style-type: none">High-quality alloy steel1-1/16" Opening, 1-3/4" Pull27mm Opening, 44mm Pull



PULLEY PULLER

Model No.	Description
SP67035	<ul style="list-style-type: none">For removing alternator and power steering pulleys



30PC MASTER PRESS & PULL SLEEVE KIT

Model No.	Description
SP67310	<ul style="list-style-type: none">For the removal and installation of bushes, bearings and sealsUniversal applications: Cars, SUV's, etcHigh-quality CRV construction



HEAVY-DUTY WRACK WRENCH

Model No.	Description
SP70897	<ul style="list-style-type: none">33mm - 41mm diameter wrack endsSuits multiple wrack ends and sizesHex drive, round with two flats, round with no flats



CV BAND PLIERS

Model No.	Description
SP67160	<ul style="list-style-type: none"> Offset cutter designed for easy removal of stainless steel CV joint clips and hose clamps without damaging the boot or hose Profiled jaws prevent band slipping while being cut Maximum Capacity: 0.7mm Thick x 10mm Wide

HEAVY-DUTY EAR TYPE CLIP PLIERS

Model No.	Description
SP67165	<ul style="list-style-type: none"> Steel jaws with PVC coated handles for added comfort Each handle features a 1/2" Sq drive for use with a torque wrench and breaker bar where vehicle maker demands specific band tensions Suitable for all ear-type CVJ boot clips

CV BOOT CLAMP BANDING TOOL WITH CUTTER

Model No.	Description
SP67150	<ul style="list-style-type: none"> For installing band style clamps that require the tensions to be maintained while the band is locked into place Built-in cutter & winding mechanism allows banding to be tightened and cut quickly

UNIVERSAL BEARING PACKER

Model No.	Description
SP30818	<ul style="list-style-type: none"> For use with grease guns, the design incorporates grease nipple at one end which easily adapts to the grease gun coupler For bearings in cars, boats, trailers, 4WD's etc with a minimum inner diameter of 12mm (1/2") to a maximum outer diameter of 125mm (5") and height from 6mm (1/4") to 50mm (2")

BEARING PACKER (CUP STYLE)

Model No.	Description
SP30888	<ul style="list-style-type: none"> Self-contained, saves time and can be used anywhere No air line or grease gun required Packs 50-60 bearings without refilling Transparent, impact resistant cup allows grease level check

MACPHERSON STRUT SPRING COMPRESSOR SET - 2PC

Model No.	Description
SP67027	<ul style="list-style-type: none"> Allows you to compress the external coil springs on conventional MacPherson style struts to replace shock absorbers, spring sets and repair bent struts and damaged spindles Works on and off your car Acme thread Detent pins for additional safety

COIL SPRING COMPRESSOR SET - 2PC

Model No.	Description
SP67025	<ul style="list-style-type: none"> Carbon steel, hardened lead screws and cast jaws Wrap over coil claws for extra safety Suitable for use where space under wheel arch is limited This coil spring compressor uses twin prongs and works at a pressure up to 1100kgs Acme thread Maximum jaw opening: 230mm

PRY BIT SOCKET SET - 2PC

Model No.	Description
SP67250	<ul style="list-style-type: none"> 3/8" Dr x 45mm Long 5x7mm & 5.5mm x 8.2mm Pry Bit (Double "D") Sockets are used on semi-strut clamp castings fitted to Audi, VW, BMW, Citroen, Ford, Seat, Skoda, Peugeot, Renault and Japanese vehicles

10PC BEARING RACE & SEAL DRIVER SET

Model No.	Description
SP66040	<ul style="list-style-type: none"> Design allows operator to install bearing cases & seals without damage Ideal for installing wheel bearing outer races 39.5mm - 81mm

SLIDE HAMMER PULLER KIT

Model No.	Description
SP67048	<ul style="list-style-type: none"> External & internal 2 & 3 jaw pullers, grip wrench Adapter, lip puller, hub puller & dent pullers 2.5kg slide hammer with 570mm shaft Eight separate functions

STEERING WHEEL PULLER

Model No.	Description
SP67039	<ul style="list-style-type: none"> Heavy-duty design 2 Hole yoke suits most steering wheels Includes 1/4", 5/16" & 3/8" M8 bolts

HEAVY-DUTY STEERING WHEEL PULLER SET 7PC

Model No.	Description
SP67040	<ul style="list-style-type: none"> Two-leg puller with two pairs of legs & two thrust caps Includes yoke, thrust bolt For use on GM & Ford vehicles

55MM LOCKNUT SOCKET (TOYOTA)

Model No.	Description
SP67255	<ul style="list-style-type: none"> For use on front Wheel adjusting nuts Suits most popular 4 Wheel drive hub Nuts eg. Toyota 1/2" Drive 55mm 6pt Hex

54MM LOCKNUT SOCKET (NISSAN)

Model No.	Description
SP67254	<ul style="list-style-type: none"> For use on front Wheel adjusting nuts Suits most popular 4 Wheel drive hub Nuts eg. Nissan 1/2" Drive 54mm 6pt Hex



MASTER PULLER SET

Model No.	Description
SP67038	<ul style="list-style-type: none">Includes two/three way yoke, 4pc tips, metric & SAE bolt sets & 2pc centre screw for pullerWorks on harmonic balancers, steering wheels, crankshaft pullers and gearsCapable of handling almost every 2 or 3 way bolt pull possible on almost every car, pickup, SUV and small engine



HARMONIC BALANCER PULLER

Model No.	Description
SP67037	<ul style="list-style-type: none">Yoke designed for 2/3/4 hole applicationsSuitable for harmonic balancers, flywheels, gears and pulleys with tapered holesIncludes 5/16" & 3/8" M8 bolts



BEARING SEPARATORS

Model No.	Description
SP67061	<ul style="list-style-type: none">10-30mm
SP67062	<ul style="list-style-type: none">30-50mm
SP67063	<ul style="list-style-type: none">50-75mm
SP67064	<ul style="list-style-type: none">75-105mm



14PC GEAR PULLER SET

Model No.	Description
SP67050	<ul style="list-style-type: none">Suitable for a wide range of applicationsGears, bearings, harmonic balancer, etc.



2 JAW REVERSIBLE GEAR PULLERS

Model No.	Description
SP67003	<ul style="list-style-type: none">75mm 2 Jaw reversible gear puller
SP67004	<ul style="list-style-type: none">100mm 2 Jaw reversible gear puller
SP67006	<ul style="list-style-type: none">150mm 2 Jaw reversible gear puller
SP67008	<ul style="list-style-type: none">200mm 2 Jaw reversible gear puller



3 JAW REVERSIBLE GEAR PULLERS

Model No.	Description
SP67013	<ul style="list-style-type: none">75mm 3 Jaw Reversible Gear Puller
SP67014	<ul style="list-style-type: none">100mm 3 Jaw Reversible Gear Puller
SP67016	<ul style="list-style-type: none">150mm 3 Jaw Reversible Gear Puller
SP67018	<ul style="list-style-type: none">200mm 3 Jaw Reversible Gear Puller

DOOR UPHOLSTERY CLIP REMOVERS

Model No.	Description
SP30815	<ul style="list-style-type: none">U-blade clip removerRemoves most door and body trim fastenery
SP30864	<ul style="list-style-type: none">V-blade clip removerRemoves most door and body trim fastenery



DOOR UPHOLSTERY CLIP REMOVER SET 2PC

Model No.	Description
SP30863	<ul style="list-style-type: none">2pc Door upholstery clip remover set Contains: <ul style="list-style-type: none">U-blade clip removerV-blade clip remover



TRIM REMOVAL SET 4PC

Model No.	Description
SP30867	<ul style="list-style-type: none">4pc Trim removal setFor the removal of upholstery and trim clips



TRIM PANEL AND SCRAPER SET 28PC

Model No.	Description
SP30877	<ul style="list-style-type: none">The most versatile body/interior tool set availableNon marking polymer construction



4PC DOOR PIN EXTRACTOR SET

Model No.	Description
SP30885	<ul style="list-style-type: none">Steel pins and anvilSuitable for removing door fitting with hollow type hinge pinsSet includes 3.2, 4.3 and 5.5mm pins and hammer anvilReplacement pins available



UNIVERSAL WIPER ARM REMOVAL TOOL

Model No.	Description
SP67042	<ul style="list-style-type: none">Adjustable, compact and light, easy to usePrevents damaging wiper armCross-piece special for wiper featuring a nozzle





MICROMETER TORQUE WRENCHES

Model No.	Dr	MM Long	N-M	LBS
SP35150	• 1/4"Dr	• 290mm Long	• 5-25Nm	• 1.5-18ft/lbs
SP35250	• 3/8"Dr	• 405mm Long	• 10-100Nm	• 7.5-75ft/lbs
SP35350	• 1/2"Dr	• 500mm Long	• 20-200Nm	• 15-150ft/lbs
SP35351	• 1/2"Dr	• 595mm Long	• 60-300Nm	• 45-220ft/lbs
SP35462	• 3/4"Dr	• 970mm Long	• 100-550Nm	
SP35472	• 3/4"Dr	• 1170mm Long	• 150-750Nm	
SP35572	• 1"Dr	• 1370mm Long	• 200-1000Nm	



- Supplied in Blow-molded case
- Easy to read window for torque setting
- Button lock on base for holding set torque
- Click release when set torque achieved



1/2" DR ANGULAR TORQUE GAUGE

Model No.	Description
SP35360	<ul style="list-style-type: none">• 360 degree scale• Support arm included• Can be used for all torque-to-yield applications (particularly engine head bolts)



VERNIER CALIPERS

Model No.	Description
SP35607	• 150mm/6" vernier calipers
SP35608	• 200mm/8" vernier calipers
	<ul style="list-style-type: none">• Graduation: 0.02mm/0.0001"• Hardened stainless steel• Upper locking screw



DIGITAL VERNIER CALIPERS

Model No.	Description
SP35631	• 150mm/6" Metric/SAE digital vernier calipers
SP35632	• 200mm/8" Metric/SAE digital vernier calipers
SP35633	• 300mm/12" Metric/SAE digital vernier calipers
	<ul style="list-style-type: none">• Power On/Off• Hardened stainless steel• Graduation 0.01mm/0.0005"



DIAL GAUGE CALIPERS

Model No.	Description
SP35621	• 150mm/6" Metric/SAE Digital Vernier Calipers
	<ul style="list-style-type: none">• Measuring face hardened & lapped• Hardened stainless steel• Metric & SAE reading on dial• Graduation 0.02mm/0.0001"



DIAL INDICATOR

Model No.	Description
SP35691	<ul style="list-style-type: none">• 0-10mm dial indicator• Graduation: 0.01mm• 8mm shank diameter• Diameter of bezel: 60mm• Stainless steel, hardened & lapped stem and spindle

TAPE MEASURES

Model No.	Description
SP35199	• 3m x 16mm Metric tape measure
SP35200	• 8m x 25mm Metric tape measure



METRIC/SAE STAINLESS STEEL RULERS

Model No.	Description
SP35211	• 150mm/6" stainless steel ruler
SP35213	• 300mm/12" stainless steel ruler
SP35215	• 600mm/24" stainless steel ruler
SP35217	• 1000mm/40" stainless steel ruler



DIAL INDICATOR MAGNETIC STAND

Model No.	Description
SP35697	<ul style="list-style-type: none">• For dial indicators with 4 or 8mm shafts• 60kg magnetic force• On/Off switch• Column 16mm dia. x 225mm• Arm 12mm dia. x 220mm• Magnetic base 63mm x 50mm x 55mm



MICROMETERS

OUTSIDE MICROMETER

Model No.	Description
SP35661	• 0-25mm (0.01 reading) outside micrometer
SP35663	• 25-50mm (0.01 reading) outside micrometer
SP35665	• 50-75mm (0.01 reading) outside micrometer
SP35667	• 75-100mm (0.01 reading) outside micrometer
	<ul style="list-style-type: none">• Carbide measuring face• Manufacturing standard: DIN863• Setting gauge includes ratchet stop



3PC OUTSIDE MICROMETER SET

Model No.	Description
SP35693	<ul style="list-style-type: none">• 3pc outside micrometer set• Includes 0-25mm, 25-50mm & 50-75mm micrometers• Graduation: 0.01mm• Carbide measuring face• Setting gauge including ratchet stop• Manufacturing standard: DIN863nd ground



6PC TELESCOPIC GAUGE SET

Model No.	Description
SP64066	<ul style="list-style-type: none">• Range 8-150mm, 5/16"-6"• Locks on any setting by turning knob• Surface hardened and ground



TELESCOPIC INSPECTION MIRRORS



TELESCOPIC INSPECTION MIRROR (OVAL)

Model No.	Description
SP31400	<ul style="list-style-type: none">• 25x50mm mirror• Extension handle 185 to 546mm• Swivel head



TELESCOPIC INSPECTION MIRROR (ROUND)

Model No.	Description
SP31401	<ul style="list-style-type: none">• 32mm dia. mirror• Extension handle 203 to 889mm
SP31402	<ul style="list-style-type: none">• 57mm dia. mirror• Extension handle 250 to 930mm
SP31403	<ul style="list-style-type: none">• 82mm dia. mirror• Extension handle 280 to 800mm <ul style="list-style-type: none">• Strong & lightweight stainless steel shafts• PVC comfortable cushion handle• Swivel head on all models



TELESCOPIC INSPECTION MIRROR WITH LED LIGHTS (RECTANGLE)

Model No.	Description
SP31410	<ul style="list-style-type: none">• Extends from 290mm to 870mm• Five section stainless steel inspection tool• Built-in LED lights mounted on twin ball joints• Ideal for use in low lights• Contoured & textured comfort grip handle• Supplied with batteries



TELESCOPIC INSPECTION MIRROR WITH LED LIGHTS (ROUND)

Model No.	Description
SP31412	<ul style="list-style-type: none">• Extends from 190mm to 863mm• 2 Bright white LED's• Telescoping head can be adjusted to any angle• Strong & sturdy handle to keep the mirror stable at any angle• Supplied with batteries• Great for inspecting packages, checking under vehicles, seeing around corners etc



TELESCOPIC INSPECTION MIRROR WITH LED LIGHTS (ROUND)

Model No.	Description
SP31414	<ul style="list-style-type: none">• Extends from 265mm to 940mm• Five section stainless steel inspection tool• Built-in LED light mounted on twin ball joints• Ideal for use in low lights• Contoured & textured comfort grip handle• Supplied with batteries

INSPECTION MIRROR & PICK-UP TOOL SET

4PC INSPECTION MIRROR & PICK UP TOOL SET

Model No.	Description
SP31490	<ul style="list-style-type: none">• Easily access confined areas• Magnetic pick up tool makes it easy to retrieve small hard to reach objects <p>Set Includes: Swivel head telescopic mirror: • Extends 250-925, Ø 57mm Telescopic pick up tool: • Extends 160-645mm 3x interchangeable magnetic heads • 1.5kg magnetic swivel head pick up tool • 1.5kg magnetic pick up tool • 0.5kg magnetic pick up tool</p>



PICK-UP TOOLS & FLEX FLASHLIGHTS

TELESCOPIC MAGNETIC PEN PICK-UP TOOL

Model No.	Description
SP31500	<ul style="list-style-type: none">• 1kg magnetic pen pick-up• Extends 130 – 620mm



TELESCOPIC MAGNETIC PEN PICK-UP TOOL WITH CLEANING NEEDLE

Model No.	Description
SP31507	<ul style="list-style-type: none">• Magnetic telescope will hold 1kg• Needle will hold 500g• Extends 130 – 620mm



TELESCOPIC MAGNETIC PICK-UP TOOLS

Model No.	Description
SP31502	<ul style="list-style-type: none">• 1kg magnetic pick-up tool• Extends 185-840mm
SP31503	<ul style="list-style-type: none">• 2.3kg magnetic pick-up tool• Extends 180-800mm
SP31512	<ul style="list-style-type: none">• 4.5kg magnetic pick-up tool• Extends 190-760mm
SP31513	<ul style="list-style-type: none">• 6.8kg magnetic pick-up tool• Extends 190-760mm <ul style="list-style-type: none">• Strong & lightweight stainless steel shaft• PVC comfortable cushion handle



BENDABLE MAGNETIC PICK-UP TOOL

Model No.	Description
SP31501	<ul style="list-style-type: none">• 0.7kg magnetic pick-up tool LED light• Flexible alloy shaft



SWIVEL HEAD TELESCOPIC MAGNETIC PICK-UP TOOL

Model No.	Description
SP31504	<ul style="list-style-type: none">• 0.7kg magnetic pick-up tool• Extension handle 197 to 413mm• Soft handle• Swivel head





FLEX MAGNETIC PICK-UP TOOL

Model No.	Description
SP31505	<div><div>• 0.7kg magnetic pick-up tool</div><div>• Flexible shaft</div><div>• 480mm long</div></div>

4 JAW 610MM PICK-UP TOOL WITH MAGNET

Model No.	Description
SP31506	<div><div>• Flexible shaft</div><div>• Easy retrieval of small parts</div><div>• Magnetic head</div></div>




MIRROR & MAGNETIC PICK-UP TOOL DISPLAY SET

Model No.	Description
SP31499	<div><div><div>• 18pc display set</div><div>• 1kg magnetic pick-up tool x 3</div><div>• 2.3kg magnetic pick-up tool x 3</div><div>• 4.5kg magnetic pick-up tool x 3</div></div><div><div>• 6.8kg magnetic pick-up tool x 3</div><div>• 57mm dia. mirror x 3</div><div>• 82mm dia. mirror x 3</div></div></div>



TELESCOPIC PICK UP TOOL / FLASHLIGHT

Model No.	Description
SP31605	<div><div>• Pick-up tool/flashlight telescoping flexible</div><div>• Magnetic 2.3kg</div></div>



FLEX FLASHLIGHT

Model No.	Description
SP31601	<div><div><div>• Flex flashlight</div><div>• LED light</div><div>• Flexible memory shaft</div></div><div><div>• Extends out to 820mm</div><div>• Takes 3 AA size batteries</div></div></div>

PRY BARS

PRY BAR SET

Model No.	Description
SP30804	<div><div>• 4pc pry bar set</div><div>• 6x200mm(1/4"x8"), 9x300mm (3/8"x12"), 11x460mm (7/16"x18") & 11x610mm (7/16"x24")</div></div>



THROUGH-HANDLE PRY BAR SET

Model No.	Description
SP30839	<div><div>• 4pc pry bar set</div><div>• 6x200mm(1/4"x8"), 9x300mm (3/8"x12"), 11x460mm (7/16"x18") & 11x610mm (7/16"x24")</div><div>• Through-handle square shank with capped end</div></div>

EXTENDABLE PRY BAR WITH JIMMY END

Model No.	Description
SP30817	<div><div>• Long pry bar with extendable handle</div><div>• 57 - 84mm length</div><div>• 16mm shank</div><div>• Jimmy end</div></div>



HEAVY-DUTY PRY BARS

Model No.	Description
SP33809	<div><div>• 16mm x 900mm</div></div>
SP33812	<div><div>• 22mm x1200mm</div></div>
SP33814	<div><div>• 25mm x1400mm</div><div>• Cr-MO steel shanks, tempered and black oxide finish</div><div>• Through-handle square shank with capped end</div><div>• Dual-component composite, texture handle</div></div>



ALIGNING PRY BAR

Model No.	Description
SP33825	<div><div>• 610mm (24")</div></div>



ROLLING HEAD PRY BAR SET - 3PC

Model No.	Description
SP33820	<div><div>• 3pc rolling head pry bar set</div><div>• 150mm (6"), 300mm (12") & 460mm (18")</div></div>

ROLLING HEAD PRY BARS

Model No.	Description
SP33821	<div><div>• 150mm (6")</div></div>
SP33822	<div><div>• 300mm (12")</div></div>
SP33823	<div><div>• 460mm (18")</div></div>



PRY BARS - Continued



INDEXING JAW PRY BAR SET - 2PC

Model No.	Description
SP30870	• 2pc Indexing jaw pry bar set - 406mm (16") & 559mm (22")

INDEXING JAW PRY BARS

Model No.	Description
SP30872	• Indexing jaw pry bar - 406mm (16") • Adjustable to 11 locking positions - 180° Indexable
SP30874	• Indexing jaw pry bar - 559mm (22") • Adjustable to 15 locking positions - 180° Indexable
SP30876	• Indexing jaw pry bar - 762mm (30") • Adjustable to 15 locking positions - 180° Indexable

PARTS BRUSHES



PARTS "FLOW-THROUGH" BRUSH

Model No.	Description
SP30896	• "Flow-Through" brushes are designed for parts washing sinks with circulating solvent system • A continuous stream of solvent is delivered through the whole bristle head not just through the centre


PARTS "BUCKET" BRUSH

Model No.	Description
SP30895	• "Bucket brushes" are designed for hand use in a parts washing sink or solvent container

3PC MINI BRUSH SET

Model No.	Description
SP30807	• Plastic, brass & stainless steel brushes

WRENCH RACKS



WRENCH RACKS

Model No.	Description
SP31712	• Holds up to 12 Wrenches
SP31715	• Holds up to 15 Wrenches

- High impact plastic
- Can be hung on wall or in tool box drawer

PARTS TRAYS

MAGNETIC PARTS TRAY

Model No.	Description
SP30912	• Magnetic parts tray - 270 x 295 x 300mm (10.5" X 11.5" X 1-1/8")



MAGNETIC TOOL SET - 4PC

Model No.	Description
SP30913	• 1pc magnetic tray : 225 x 65 x 16mm • 1pc magnetic tray : 95 x 65 x 14mm • 2pc magnetic hook, hold up to 3.64kg (8 Lbs)



MAGNETIC COLLAPSIBLE PARTS TRAY

Model No.	Description
SP30914	• Magnetic parts tray collapsible: 150mm



140 x 240MM MAGNETIC PARTS TRAY

Model No.	Description
SP30911	• Great parts storage • Magnetic based stainless steel tray holds itself and contents in any position avoiding loss of parts



150MM MAGNETIC PARTS TRAY

Model No.	Description
SP30910	• Great parts storage • Magnetic based stainless steel tray holds itself and contents in any position avoiding loss of parts



HOOK & PICK SETS



4PC HOOK & PICK SET

Model No.	Description
SP30802	INCLUDES <ul style="list-style-type: none">• Awl tool• 45° Tool• 90° Tool• Hook tool



4PC LONG MINI HOOK & PICK SET

Model No.	Description
SP30843	INCLUDES <ul style="list-style-type: none">• Combination hook• 90° Pick• Straight pick• Hook pick



4PC EXTRA LONG HOOK & PICK SET

Model No.	Description
SP30842	<ul style="list-style-type: none">• 400mm INCLUDES <ul style="list-style-type: none">• Rubber hook• Glass run cleaner• Angular hook• Long hook



HOSE REMOVER PICK SET

Model No.	Description
SP30844	<ul style="list-style-type: none">• 2pc Hose remover pick set• Unique tip easily fits between hose & fitting to break stubborn hoses• Ideal for radiator hoses, heater hoses, etc.

O-RING PICKS, SEAL PICKS & SCRIBES


O-RING & SEAL PICKS

Model No.	Description
SP30846	<ul style="list-style-type: none">• Combination pick and hook with aluminium handle
SP30848	<ul style="list-style-type: none">• 90° Straight pick with aluminium handle



2PC O-RING & HOOK SCRIBE SET

Model No.	Description
SP30808	<ul style="list-style-type: none">• For removing O-rings, seals, etc.



CARBIDE TIPPED SCRIBER

Model No.	Description
SP30810	<ul style="list-style-type: none">• Carbide tipped scriber fitted with clip



TWEEZER SET

4PC TWEEZER SET

Model No.	Description
SP30900	INCLUDES <ul style="list-style-type: none">• Self closing pointed end - stainless steel• Offset pointed end - stainless steel• Straight pointed end - stainless steel• Offset spade end - stainless steel



SCRAPERS



3PC STAINLESS STEEL SCRAPER SET

Model No.	Description
SP30805	<ul style="list-style-type: none"> Precision ground blades Heavy-duty timber handles 10, 15 & 23mm blades



RAZOR SCRAPER

Model No.	Description
SP30816	<ul style="list-style-type: none"> 4" Razor scraper
SP30868	<ul style="list-style-type: none"> 10pc Replacement razor blades



GASKET SCRAPER - REPLACEABLE BLADE TYPE

Model No.	Description
SP30806	<ul style="list-style-type: none"> Uses replaceable razor blades Spare blades included



4PC POLY SCRAPER SET

Model No.	Description
SP30813	<ul style="list-style-type: none"> Remove decals, moldings, emblems, gaskets & wheel weights from cars without damaging the vehicle Includes 20, 22, 25 & 38mm scrapers Tough composite construction



GASKET SCRAPER - HEAVY-DUTY

Model No.	Description
SP30814	<ul style="list-style-type: none"> 25mm Gasket scraper



GASKET SCRAPER SET

Model No.	Description
SP30860	<ul style="list-style-type: none"> 3pc Gasket scraper set Blade widths 20mm, 25mm & 40mm

SCRAPER & REMOVER SET

Model No.	Description
SP30865	<ul style="list-style-type: none"> 5pc scraper and remover set



WINDSCREEN COLD KNIVES & BLADES

WINDSCREEN COLD KNIFE

Model No.	Description
SP30829	<ul style="list-style-type: none"> Aluminium handle Heavy-duty steel knife



WINDSCREEN COLD KNIFE BLADES

Model No.	Description
SP33829	<ul style="list-style-type: none"> Hardened then honed blade allows fast separation of screen from bond Able to be re-sharpened



EXHAUST PIPE & TUBING

EXHAUST PIPE & TUBING CUTTER

Model No.	Description
SP30920	<ul style="list-style-type: none"> Designed for cutting thin walled steel and copper tubing Suitable for cutting exhaust pipe with diameters from 20-75mm



LIFT SUPPORT CLAMP

UNIVERSAL LIFT SUPPORT CLAMP

Model No.	Description
SP64220	<ul style="list-style-type: none"> Supports and locks onto gas strut shafts to enable worn gas struts to be fixed in the extended position



STUD REMOVAL & INSTALLATION



STUD REMOVAL & INSTALLATION TOOL

Model No.	Description
SP31251	<ul style="list-style-type: none">Capacity 10-19mm (3/8"-3/4")Suitable for the removal and installation of various sizes of studsCam rotates to grip onto the stud for quick and easy useUse with 1/2"sq drive ratchet wrench



STUD REMOVER SET 5PC

Model No.	Description
SP31253	<ul style="list-style-type: none">4x Stud extractors and a go-thru' ratchet wrenchShort for tight restricted areas6, 8, 10, 12 Sockets plus 14mm & 17mm Go-thru' ratchetA ratchet wrench is included



STUD REMOVAL & INSERT SET 28PC

Model No.	Description
SP31255	<ul style="list-style-type: none">Metric size: M6 x 1/ M8 x 1.25/ M10 x 1.25/ M10 x 1.5Inch sizes: 1/4-20, 5/16-18, 5/16-24, 3/8-16, 3/8-24, 7/6-14, 7/16-20, 1/2-13, 1/2-20Uniquely designed tool for the removal and installation of studs without damaging the threadsEach threads size uses one tool for removal and one for installation

THREADING & RETHRADING



INTERNAL & EXTERNAL THREAD FILES

Model No.	Description
SP31305	<ul style="list-style-type: none">Metric thread pitch: 0.75, 1.00, 1.25, 1.50, 1.75, 2.00, 2.50 & 3.00mm
SP31306	<ul style="list-style-type: none">SAE thread pitch: 11, 12, 13, 14, 16, 18, 20 & 24 TPI
SP31307	<ul style="list-style-type: none">SAE thread pitch: 9, 10, 12, 16, 20, 27, 28 & 32 TPIRestores damaged threadsIncludes easy slip-on PVC grip



32PC TAP & DIE SET

Model No.	Description
SP31100	<ul style="list-style-type: none">Designed specifically for the automotive mechanicCovers 6-18mm with common thread pitch sizesHoused in EVA Foam in a blow-molded case



42PC AUTOMOTIVE RETHRADING KIT

Model No.	Description
SP31310	<ul style="list-style-type: none">Taps & dies are suitable for chasing out damaged threads and the removal of nicks/burrs without undercutting good threadsThread file restores damaged external threads on any diameterRight or left hand

NUT SPLITTERS



NUT SPLITTERS

Model No.	Description
SP31210	<ul style="list-style-type: none">4pc Nut Splitter Set
SP31211	<ul style="list-style-type: none">Capacity: 9-12mm
SP31212	<ul style="list-style-type: none">Capacity: 12-16mm
SP31213	<ul style="list-style-type: none">Capacity: 16-22mm
SP31214	<ul style="list-style-type: none">Capacity: 22-27mm

- Splitting of seized bolts and/or over tightened bolts without damaging the thread
- Chrome molybdenum steel blades with forged high carbon steel grips
- Hardened, tempered & chrome plated for rust resistance

SCREW EXTRACTORS

5PC SCREW EXTRACTOR SET (SCREW TYPE)

Model No.	Description
SP31301	<ul style="list-style-type: none">Remove broken studs, screws & pipe fittings1/8", 3/16", 15/64", 5/16" & 3/8"



5PC SCREW EXTRACTOR SET (STRAIGHT TYPE)

Model No.	Description
SP31302	<ul style="list-style-type: none">Contents: 1/8", 3/16", 15/64", 5/16" & 3/8"Remove broken studs, screws, bolts, etcManufactured from heat treated chrome molybdenum steelSquare section aids removal of extractor from screws



8PC TORX SCREW EXTRACTOR SET

Model No.	Description
SP31308	<ul style="list-style-type: none">Special design of Torx plus head, twist body with teeth & tap shapeSizes: 3, 4, 5, 6, 7, 8, 10 & 12mm



SCREW EXTRACTOR SET 15PC

Model No.	Description
SP31315	<ul style="list-style-type: none">Provides an efficient method for extracting broken machine screws, studs, cap screws and other types of threaded fasteners that have been partially destroyed, preventing their normal removalExtract damaged threads from 6mm-14mm12mm Hex- 3/4/5/5.5/6/8/10mm & 3/8", 1/8", 3/16", 1/4"16mm Hex- 11/12/14mm & 1/2"



SCREW EXTRACTOR DRILL & GUIDE SET 25PC

Model No.	Description
SP31320	<ul style="list-style-type: none">For extracting broken screws, studs & bolts: 5mm to 16mmThreads designed to remove broken fasteners without breaking or jammingFluted type extractors that provide a solid grip on broken studs and screws



SANDBLASTING GUNS



1LT SANDBLASTING GUN

Model No.	Description
SP65010	<ul style="list-style-type: none"> Adjustable nozzle assures that the amount of sand can be regulted as required When the handle is activated, the airflow sucks the sand up out of the container and is ejected from nozzle at high speed



1LT SPRAY CLEANING GUN


Model No.	Description
SP65011	<ul style="list-style-type: none"> PE tank and tube with adjustable spray/jet nozzle Lance with adjustable nozzle with cone Capacity: 1 Liter



1LT FLEXIBLE SPRAY CLEANING GUN

Model No.	Description
SP65012	<ul style="list-style-type: none"> Lance with adjustable spray/jet nozzle and flexible tube

INDUSTRIAL SWIVEL BASE BENCH VICES



BENCH VICES WITH PIPE JAWS

Model No.	Description
SPBV115	<ul style="list-style-type: none"> 115mm(4-1/2") bench vice
SPBV165	<ul style="list-style-type: none"> 165mm(6-1/2") bench vice
SPBV203	<ul style="list-style-type: none"> 203mm(8") bench vice
	<ul style="list-style-type: none"> Made from the highest quality ductile iron for increased impact & fatigue resistance

PROTECTIVE SEAT COVER



PROTECTIVE MECHANICS SEAT COVER

Model No.	Description
SPR-11	<ul style="list-style-type: none"> Heavy-Duty nylon Easy slip-on design

WORKSHOP POWER BOARD

WORKSHOP 4 OUTLET POWER BOARD

Model No.	Description
SP69999	<ul style="list-style-type: none"> 4 Individually switched outlets Surge protected Cord length (approx.): 1.1m Input power: 230-240V~50Hz Max current: 10A Max power: 2500W Dimensions (approx.): 284 x 76 x 35mm



WORKSHOP CABLE TIES

WORKSHOP PACKS OF CABLE TIES

Model No.	Size	Description
SP78100	2.5 x 100 (Pack of 100)	<ul style="list-style-type: none"> Black UV treated black nylon Flame retardant Heat resistant Nylon 66,94V-2
SP78101	3.6 x 150 (Pack of 100)	
SP78102	4.8 x 200 (Pack of 100)	
SP78103	4.8 x 370 (Pack of 100)	
SP78104	7.6 x 370 (Pack of 50)	



WORKSHOP SEATS & STOOLS

HEAVY-DUTY SHOP SEAT

Model No.	Description
SPR-50	<ul style="list-style-type: none"> Heavy-duty chrome polished frame Ball-bearing oversized swivel casters Easy access storage tray High-density foam seat



PNEUMATIC SHOP STOOL WITH STORAGE

Model No.	Description
SPR-55	<ul style="list-style-type: none"> Pneumatic seat adjusts from 16" to 22" 430mm reinforced steel base with 5 heavy-duty swivel casters 3 Section tray base with removeable magnetic pad High density foam padded leather seat Chrome plated heavy-duty steel frame Recommended for garage and shop use

* Tools not included



PNEUMATIC SWIVEL STOOL

Model No.	Description
SPR-60	<ul style="list-style-type: none"> Pneumatic seat adjusts from 660mm to 787mm High density foam padded leather seat Chrome plated heavy-duty steel frame Non-slip rubber feet



MAGNETIC MUDGUARD PROTECTORS



MECHANICS MAGNETIC MUDGUARD PROTECTOR

Model No.	Description
SPR-22	<ul style="list-style-type: none"> Vinyl with soft inner to protect car paintwork

MECHANICS CREEPERS



SUMO GARAGE CREEPER

Model No.	Description
SPR-48	<ul style="list-style-type: none"> 20% Wider - Ideal for bigger/taller lads Heavy-duty steel frame 6 Heavy-duty casters Wide padded body & head rest Capacity: 330lbs. 21.25" w x 39.96" L



MECHANICS CREEPER

Model No.	Description
SPR-44	<ul style="list-style-type: none"> 6 Heavy-duty wheels 1030mm x 440mm



MECHANICS CREEPER WITH ADJUSTABLE HEAD REST

Model No.	Description
SPR-46	<ul style="list-style-type: none"> Heavy-duty casters Adjustable head rest



MECHANICS MOULDED CREEPER

Model No.	Description
SPR-77	<ul style="list-style-type: none"> Heavy-duty casters Tool compartment

GLOVES

GENERAL PURPOSE GLOVES

- Stretch spandex fabric ensures a comfortable fit
- Thin wall re-inforced palm grip for better feel
- High quality velcro for firm wrist grip
- Machine washable

ADDED DURABILITY & BREATHABILITY

Breathable stretch fabric keeps your hands cool and dry while the synthetic finger tips and reinforced thumb panel provide added durability.



Model No.	Description
SP68800	<ul style="list-style-type: none"> Large
SP68801	<ul style="list-style-type: none"> X-Large

HIGH FEEL

High feel synthetic leather palm forms to your hand to allow for more feel, ideal for many jobs around the workshop

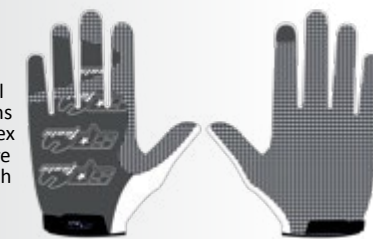


HIGH-FEEL 0.5MM GENERAL PURPOSE GLOVES

- Stretch spandex fabric ensures a comfortable fit
- Thin 5.0 wall re-inforced non-slip palm grip for better feel
- High quality velcro for firm wrist grip
- Touch screen capable index finger
- Machine washable

ANTI-SLIP GRIP

SP's Anti-slip grip provides a strong, durable grip in all wet, dry and oily conditions and wraps around the index finger and thumb to ensure you have more control with less effort.



TOUCH SCREEN COMPATIBLE

Model No.	Description
SP68810	<ul style="list-style-type: none"> Large
SP68811	<ul style="list-style-type: none"> X-Large

0.5MM HIGH FEEL

High feel 0.5mm synthetic leather palm forms to your hand to allow for more feel, especially helpful with precision work



IMPACT PROTECTION GLOVES

- Stretch spandex fabric ensures a comfortable fit
- Thin wall re-inforced palm grip for better feel
- High quality velcro for firm wrist grip
- Machine washable

INDUSTRIAL KNUCKLE & FINGER GUARD

Protects your hand against injury



Model No.	Description
SP68805	<ul style="list-style-type: none"> Large
SP68806	<ul style="list-style-type: none"> X-Large

HEAVY-DUTY WEAR STRIP & GEL PADS

Heavy-duty wear strip ensures durability while gel pads absorb impact and vibration, perfect for use with impact guns



FLUID TRANSFER



OIL SUCTION PUMP

Model No.	Description
SP65120	<ul style="list-style-type: none">Perfect for removing or replacing oil in: engines, transmissions, differentials, gearbox sumps & crankcasesEnables easy access to awkward locations & ideal for vehicle & machinery useNo priming necessary10' Flexible hose500ml Capacity

DOUBLE ACTION FLUID TRANSFER PUMP

Model No.	Description
SP65121	<ul style="list-style-type: none">Perfect for transmissions, differentials, gear cases, lower units crankcases, etc.No priming necessary39 Inch / 100cm flexible hose500ml capacityTwo-way vinyl hose for suction & discharge of fluidsDurable check valveHeavy-duty aluminum container tube

1LT MULTIPURPOSE PUMP

Model No.	Description
SP65155	<ul style="list-style-type: none">Great for top up jobs - quicker and easierIdeal for topping up difficult to access oiling points on motor vehicles, lawn mowers, chain saws, outboard and two stroke motors, and other odd jobs around the workshop and homeSuitable for all oils, automatic transmission fluids, brake fluids and general purpose cleaners, the self-contained unit will prevent oil contamination when not in use

20LT DRUM PUMP

Model No.	Description
SP65156	<p>Specifications:</p> <ul style="list-style-type: none">Pump type: PistonFlow: 60ml / strokeMaximum fluid viscosity: 5000 SSU <p>Features:</p> <ul style="list-style-type: none">Ideal for transferring non-corrosive fluids of light to medium viscosity, such as engine oil, gear oil, transmission fluid, automotive additives, machine oil, etc.The pump is a down-stroke style and has a fixed steel spoutThis pump is self-priming

20LT GEAR OIL PUMP

Model No.	Description
SP65157	<p>Specifications:</p> <ul style="list-style-type: none">Pump type: PistonFlow: 60ml / strokeMaximum fluid viscosity: 5000 SSU <p>Features:</p> <ul style="list-style-type: none">Ideal for transferring non-corrosive fluids of light to medium viscosity, such as engine oil, gear oil, transmission fluid, automotive additives, machine oil, etc.The pump is a down-stroke style, comes with a 1.2mt oil-resistant flex hose with non-drip nozzle and a drain back nozzleholder to ensure the excess oil flows back into the drum to prevent spills and accidentsThis pump is self-priming

20LT SPRING GEAR OIL PUMP

Model No.	Description
SP65160	<p>Specifications:</p> <ul style="list-style-type: none">Pump type: Spring operated pumpFlow: 300 ml / strokeSuction tube length: 325mm for 20Ltr Drum <p>Features:</p> <ul style="list-style-type: none">Designed to fit a 20L drum and is ideal for transferring non-corrosive fluids of medium to heavy viscosity, such as engine oil, gear oil, transmission fluid, automotive additives, machine oil and lubricantSpring operated pump and unique swivelling pump head assembly allows the hose to follow the operatorInlet: 45mm O.D.Outlet: 17mm O.D with 1370mmLPVC hose & controllable oil gunMax. viscosity: 5,000 SSUGun holder to ensure the extra oil flows back into the pail to prevent spills and accidentsRobust zinc pump head and steel pump body assembly ensure long working life



60LT SPRING GEAR OIL PUMP

Model No.	Description
SP65162	<p>Specifications:</p> <ul style="list-style-type: none">Pump type: Spring operated pump swivelling pump headFlow: 500 ml / strokeSuction tube length: 535mm for 60Ltr drumInlet: 48mm O.D. <p>Features:</p> <ul style="list-style-type: none">Designed to fit a 60L drum and is ideal fo transferring non-corrosive fluids of medium to heavy viscosity, such as engine oil, gear oil, transmission fluid, automotive additives, machine oil and lubricantSpring operated pump and unique swivelling pump head assembly allows the hose to follow the operatorOutlet: 17mm O.D with 1370mmL PVC hose & controllable oil gun.Wetted parts: Steel, Zinc, PE, PVC & NBRMax. fluid temperature: 140°F / 60°CMax. viscosity: 5,000 SSUGun holder to ensure the extra oil flows back into the pail to prevent spills and accidentsRobust zinc pump head and steel pump body assembly ensure long working lifeSupplied with suction filter to sift the dirt and extend pump life



LEVER ACTION 200LT DRUM PUMP

Model No.	Description
SP65170	<p>Specifications:</p> <ul style="list-style-type: none">Flow: 400ml per strokeMounting: 2 inch MNPT bung adapterInlet: 7/8 inch O.D. <p>Features:</p> <ul style="list-style-type: none">Used for dispensing or transferring non-corrosive and petroleum based fluids, such as diesel, kerosene, transmission fluid, machine oil, lube oil, fuel oil, anti-freeze, etc.Ideal for heavy-duty use in industrial, automotive and agricultural applicationsSelf-priming unitDo not use with organic solvents, alkalis, acids & water-based fluidsOutlet: 3/4 inch height-angle & normal curvedMaximum fluid viscosity: 4000 SSU



ROTARY GEARED 200LT DRUM PUMP

Model No.	Description
SP65175	<p>Specifications:</p> <ul style="list-style-type: none">Flow: 1L / strokeMounting: 2" MNPT bung adapterInlet: 1-1/4" O.D. <p>Features:</p> <ul style="list-style-type: none">Used for dispensing or transferring low viscosity and non-corrosive petroleum based fluids, such as petrol, diesel, kerosene, lube, fuel, machine oil, etc.Supplied with 2" bung adapter, a rubber delivery hose and non-drip nozzleOutlet: 1" O.D. curved spoutMaximum fluid viscosity: 500 SS or SAE 30Self-priming unit, dispenses approximately 1 Liter per strokeDo not use with organic solvents, alkalis, acids and water-based fluidsSupplied with suction filter to sift the dirt and extend pump life



GREASE GUNS



HIGH PRESSURE LEVER ACTION GREASE GUN

Model No.	Description
SP65106	<ul style="list-style-type: none">3-Way loading: bulk, filler nipple or 450cc standard grease cartridgeWorking pressure: 8000PSIMax pressure: 10000 PSI

VARIABLE STROKE PISTOL GRIP GREASE GUN (450cc)

Model No.	Description
SP65107	<ul style="list-style-type: none">9" Flexible extensionHeavy-duty cast aluminum bodyBleeder valve for purging unwanted air use standard 450cc grease cartridgeHeavy-duty super grip coupler, coupler includes ball checkNon-slip finish for better gripMax pressure: 8000PSI

PNEUMATIC SINGLE SHOT GREASE GUN

Model No.	Description
SP65110	<ul style="list-style-type: none">40:1 Ratio air motorHeavy-duty cast fiber composite body3-Way loading: bulk, filler pump or 450cc grease cartridgeHeavy-duty super grip coupler for better gripNon-slip finish for better grip.Air inlet: 1/4"Hose size: 3/8" I.D.Weight: Only 2.20lbs.6" Curved pipe with Heavy-duty coupler and 9" flexible hose with coupler

PNEUMATIC SINGLE SHOT OR CONTINUOUS GREASE GUN

Model No.	Description
SP65111	<p>UNDER AIR INPUT PRESSURE: 60~120PSI</p> <ul style="list-style-type: none">Single shot mode: Max - 4800PSIContinuous mode: Max - 2500PSICapacity: Cartridge-450cc, bulk-500cc <p>CONTINUOUS MODE:</p> <ul style="list-style-type: none">Greasing flow: Up to 150cc/min <p>Features:</p> <ul style="list-style-type: none">40:1 Ratio air motorHeavy-duty cast aluminum body3-Way loading: bulk, filler pump or 450cc grease cartridgeHeavy-duty super grip coupler for better grip and longer service life6" Curved pipe with coupler & 9" flexible hose with coupler

MINI-GREASE GUN

Model No.	Description
SP65105	<ul style="list-style-type: none">Chrome plated finishWorking pressure 1000 PSICapacity: bulk 80ccExternal taper degree: 50° / Caliber: 0.5mm



8PC GREASE GUN ADAPTER KIT

Model No.	Description
SP65130	<p>Includes:</p> <ul style="list-style-type: none">18" Nylon hose4" Needle nose dispenserNarrow needle nose dispenserGrease injector needleSeal-off dispenserRight angle grease couplerGrease coupler360° Swivel coupler



HEAVY-DUTY COUPLER

Model No.	Description
SP65131	<ul style="list-style-type: none">Three hardened jaws2" Long coupler tapped for 1/8" pipe threadsRecommended working pressure: 8000psi



RIGHT ANGLE COUPLER

Model No.	Description
SP65132	<ul style="list-style-type: none">Reach out-of-the-way zerk fittings such as those on ball jointsCoupler fits standard grease guns: 1-5/8" long , 1/8" NPT



HEAVY-DUTY SWIVEL GREASE COUPLER

Model No.	Description
SP65135	<ul style="list-style-type: none">Swivels in full 360° circle and locks in place45° Angle gives easy access to most grease fittings1/8" NPT female inletFor use with air operated equipmentRecommended working pressure: 4500 PSI



12" GREASE GUN FLEX HOSE

Model No.	Description
SP65133	<ul style="list-style-type: none">Fits most grease gun accessoriesWorking pressure: 4,500 PSIBurst pressure: 12,000 PSI1/8" NPTFor hard to reach jobsFor use with air and hand operated grease guns



18" GREASE GUN FLEX HOSE

Model No.	Description
SP65134	<ul style="list-style-type: none">Fits most grease gun accessoriesWorking pressure: 4,500 PSIBurst pressure: 12,000 PSI1/8" NPTFor hard to reach jobsFor use with air and hand operated grease guns



INSPECTION LIGHTING



LED POCKET INSPECTION LIGHT

Model No.	Description
SP81441	<ul style="list-style-type: none">• Ultra bright with dual function torch & lamp• Ultra compact• Light weight• Magnetic

POCKET LIGHTING



LED MAGBASE WORK POCKET LIGHT

Model No.	Description
SP81445	<ul style="list-style-type: none">• SMD LED Magbase Work Pocket Light• Super Brilliant• 250% Brighter• SMD (Surface Mount) LED gives off very little heat

WORK LIGHTING



SMD LED SLIMLINE WORK LIGHT

Model No.	Description
SP81442	<ul style="list-style-type: none">• Special high power LED offering 170 LM• Extremely slim design,thickness 20mm for hard to reach areas• Special design optical lens offering 90° flood light with good cutlines while normal work lights only offer 30°

LED MAGBASE WORK LIGHT

Model No.	Description
SP81455	<ul style="list-style-type: none">• 30 LED – 1200LUX• 5 LED spot lights – 200LUX• Ultra bright• Magnetic

LED MAGBASE WORK LIGHT

Model No.	Description
SP81456	<ul style="list-style-type: none">• SMD LED magbase work light• Super brilliant• 250% Brighter• SMD (surface mount) LED gives off very little heat• Magnetic

LED FLASHLIGHT WITH LASER POINTER - WATERPROOF

Model No.	Description
SP81480	<ul style="list-style-type: none">• High power CREE LED• IP65 water resistant• Laser pointer function• USB smart charging system• Ergonomic design• Battery: 2000mAH• Charging time: 5 hours <div><p>SPECIFICATIONS: Setting 1</p><ul style="list-style-type: none">• Brightness level at 0.5m: 15,000lux• Lumen: 100lm• Operating time: 6.5 hours</div> <div><p>SPECIFICATIONS: Setting 2 (Laser Pointer Active)</p><ul style="list-style-type: none">• Brightness level at 0.5m: 12,000lux• Lumen: 70lm• Operating time: 9 hours</div>

LED MAGBASE WORK LIGHT

Model No.	Description
SP81450	<ul style="list-style-type: none">• 180° Folding design offering the ultimate in flexible positioning• Magnetic at the bendable bottom to offer hands free operation• 20* Ultra bright LED, provides up to 4 hours of continuous lighting, 1000 lux• Ac and 12v car charger available• Magnetic



UNDER BONNET LIGHTING

HAND HELD LED INSPECTION LIGHT “CORDLESS”

Model No.	Description
SP81470	<ul style="list-style-type: none">• Fluorescent effect• SMD (surface mount) LED gives off very little heat• 180° Light spread (Compared to 30° Standard LED Inspection lights)

UNDER BONNET SMD LED LIGHTS “CORDLESS”

Model No.	Description
SP81465	<ul style="list-style-type: none">• SMD (surface mount) LED gives off very little heat• 180° light spread (Compared to 30° Standard LED Under bonnet lights)• Fluorescent effect



TIRE INFLATORS



PROFESSIONAL AIR INFLATOR WITH DEFLATOR

Model No.	Description
SP65500	<ul style="list-style-type: none">• Highly accurate• Large and easy-to-read dial• Gauge fitted with heavy rubber bumper includes 600mm hose with clip-on chuck• Calibrated: 10-170 PSI in 2lb Increments 70-1200 kPa in 10 kPa increments• Gauge diameter: 80mm• Accuracy:<ul style="list-style-type: none">+/- (F.S.x1%)+0.5 PSI at 2-100 PSI+/- (F.S.x2%)+0.5 PSI at 101-150 PSI• Pressure range: 2-150 PSI



PROFESSIONAL DIGITAL TIRE INFLATOR WITH DEFLATOR

Model No.	Description
SP65510	<ul style="list-style-type: none">• Pressure measuring range: 0-160PSI (+/- 2% @25C)• Automatic shutoff after 60 seconds to conserve battery life• Dual chuck• Operating pressure: 90PSI• Air Flow: 1.2CFM at 100PSI

TIRE CHUCKS



DUAL TIRE CHUCK

Model No.	Description
SP65535	<ul style="list-style-type: none">• Body: zinc/brass with rubber grip for comfort• 1/4" Female thread



AIR HOSE CHUCK, CLIP-ON STRAIGHT

Model No.	Description
SP65530	<ul style="list-style-type: none">• Open 1/4 BSP• High quality solid brass clip-on air chuck



AIR HOSE CHUCK, ANGLE CLIP-ON

Model No.	Description
SP65531	<ul style="list-style-type: none">• Open 1/4 BSP• High quality solid brass clip-on air chuck

TIRE GAUGES

PENCIL TYPE TIRE GAUGE

Model No.	Description
SP65521	<ul style="list-style-type: none">• Metal head and body 4-sided plastic gauge• 5-50PSI



PROFESSIONAL TIRE GAUGE

Model No.	Description
SP65505	<ul style="list-style-type: none">• Precision made, full geared brass movement• 2.48" Dial, bleeder valve, "Shock Absorber" cover for protection• Pressure Range: 0-60 PSI and 400 kpa with swivel angle tip and 300mm hose• Accuracy: +/- 1 PSI



PROFESSIONAL TIRE GAUGE

Model No.	Description
SP65506	<ul style="list-style-type: none">• Precision made, full geared brass movement• 2.48" Dial, bleeder valve, "Shock Absorber" cover for protection• Pressure range: 60 PSI and 400 kPa with swivel angle tip and straight chuck• Accuracy: +/- 1 PSI



VALVE CORE TOOL

LOCK-ON VALVE CORE TOOL

Model No.	Description
SP65526	<ul style="list-style-type: none">• Large grip for convenient installation and removal of big bore valve cores• 2.95" Overall length





10 SP CORDLESS TOOLS

SECTION INDEX

12 VOLT //

Combo Kits	260
Impact Wrenches	260
Ratchet Wrenches	262
Gasket Sanders	265
Drill/Drivers	266
Caulking Guns	267
Cordless Flashlight	268
Battery	269
Charger	269

16 VOLT //

Combo Kits	260
Impact Wrenches	261
Ratchet Wrenches	262
Grease Guns	263
Mini Polishers	264
Gasket Sanders	265
Impact Drivers	265
Drill/Drivers	266
Cordless Flashlight	268
Battery	269
Charger	269

18 VOLT //

Impact Wrench	261
Grease Guns	263
Angle Grinders	264
Drill/Drivers	266
Cordless Flashlight	268
Battery	269
Charger	269

COMBO KITS



12V 3PC COMBO KIT

- Contents:
- 12v Mini 3/8"dr Drill
 - 12v Mini 3/8"dr Impact Wrench
 - 12v LED Cordless Mini Flashlight
 - 2pc x 1.5Ah LI-ION Batteries
 - 1pc x 12v Battery Charger

Model No.	Tool 1	Tool 2	Tool 3	Battery Charger	Battery
SP82140	• SP81112	• SP81212	• SP81412	• SP81980	• SP81972



16V 3PC COMBO KIT

- Contents:
- 16v Mini 3/8"dr Drill
 - 16v Mini 3/8"dr Impact Wrench
 - 16v LED Cordless Mini Flashlight
 - 2pc x 2.0Ah LI-ION Batteries
 - 1pc x 16v Battery Charger
 - Powerful 4 pole motor

Model No.	Tool 1	Tool 2	Tool 3	Battery Charger	Battery
SP82180	• SP81118	• SP81222	• SP81416BU	• SP81985	• SP81983

IMPACT WRENCHES



12V 3/8" DR IMPACT WRENCH

- Variable speed trigger with brake
- Powerful motor with replaceable carbon brush
- Ergonomic soft grip handle for comfortable use
- Charging Time: 1 hour auto cut-off (±10min)
- 2-Year warranty

- Contents:
- 12v 3/8" Dr Mini Impact Wrench
 - 2pc x 1.5Ah Li-Ion Batteries
 - 1pc Battery Charger
 - Protective Blow-molded Storage Case

Model No.	No-Load Speed	Torque	Capacity	Weight
SP81112	• 2200rpm	• 105N-m	• 3/8" (10mm)	• 1.91lbs. (With Battery) (Battery 0.4lbs.)
SP81112BU	• SKIN ONLY			• 1.5lbs.

16V 3/8" DR IMPACT WRENCH

- Variable speed trigger with brake
- Powerful 4 pole motor
- Ergonomic soft grip handle for comfortable use
- Charging Time: 1 hour auto cut-off (±10min)
- 2-Year warranty

- Contents:
- 16v 3/8" Dr Mini Impact Wrench
 - 2pc x 2Ah Li-Ion Batteries
 - 1pc Battery Charger
 - Protective Blow-molded Storage Case

Model No.	No-Load Speed	Torque	Capacity	Weight
SP81118	• 2400rpm	• 185N-m	• 3/8" (10mm)	• 2lbs. (With Battery)(Battery 0.185kg)
SP81118BU	• SKIN ONLY			• 1.63lbs.



18V 1/2" IMPACT WRENCHES

- Powerful motor with replaceable carbon brush
- 6 Torque Settings
- Ergonomic soft grip handle for comfortable use
- Charging Time: 1 hour auto cut-off (±10min)

- Contents:
- 18v 1/2" Dr Impact Wrench (550Nm)
 - 2pc x 3.0Ah Li-Ion Batteries
 - 1pc Battery Charger
 - Protective Blow-molded Storage Case

Model No.	No-Load Speed	Torque	Capacity	Weight
SP81128	• 1650rpm	• 550N-m	• 1/2" (13mm)	• 5.82lbs. (With Battery) (Battery 1.4lbs.)
SP81128BU	• SKIN ONLY			• 4.38lbs.



18V 1/2" 5.0AH IMPACT WRENCHES

- Powerful motor 1000Nm
- Ergonomic soft grip handle for comfortable use
- Charging Time: 1 hour auto cut-off (±10min)
- The most powerful 18v 1/2"Dr cordless Impact Wrench

- Contents:
- 18v 1/2" Dr Impact Wrench (1000Nm)
 - 2pc x 5.0Ah Li-Ion Batteries
 - 1pc Battery Charger
 - Protective Blow-molded Storage Case

Model No.	Bolt Busting Torque	Torque	Capacity	Weight
SP81130	• 1490Nm	• 1000N-m	• 1/2" (13mm)	• 8lbs. (With Battery) (Battery 1.5lbs.)
SP81130BU	• SKIN ONLY			• 6.5lbs.



IMPACT WRENCHES (CONTINUED)



18V 3/4 " 5.0AH IMPACT WRENCHES

- Powerful motor 1100Nm
- Ergonomic soft grip handle for comfortable use
- Charging Time: 1 hour auto cut-off (±10min)
- The most powerful 18v 1/2"Dr cordless Impact Wrench

Contents:

- 18v 3/4" Dr Impact Wrench (1100Nm)
- 2pc x 5.0Ah Li-Ion Batteries
- 1pc Battery Charger
- Protective Blow-molded Storage Case

Model No.	Bolt Busting Torque	Torque	Capacity	Weight
SP81140	• 1788Nm	• 1100N-m	• 3/4" (19mm)	• 3.74kg (With Battery) (Battery 0.7kg)
SP81140BU	• SKIN ONLY			• 3.04kg

RATCHET WRENCHES



12V RATCHET WRENCH

- Ergonomic soft grip handle for comfortable use
- Charging Time: 1 hour auto cut-off (±10min)

Contents:

- 12v Mini Ratchet
- 2pc x 1.5Ah Li-Ion Batteries
- 1pc Battery Charger
- Protective Blow-molded Storage Case

Model No.	No-Load Speed	Torque	Capacity	Weight
SP81613	• 250rpm	• 54 N-m	• 3/8" (10mm)	• 1kg (With Battery) (Battery 0.20kg)
SP81613BU	• SKIN ONLY			• 0.80kg

16V RATCHET WRENCH

- Ergonomic soft grip handle for comfortable use
- Charging Time: 1 hour auto cut-off (±10min)
- Powerful 4 pole motor

Contents:

- 16v 1/2 ratchet wrench

Model No.	No-Load Speed	Torque	Capacity	Weight
SP81623BU	• 180rpm	• 120 N-m	• 1/2" (12mm)	• 1.60kg

16V GREASE GUNS

- 450cc cartridge size
- 750mm ultra-flexible hose
- 6000psi max delivery pressure
- 70g/min flow rate
- Air bleed valve simplifies air removal during loading
- Multiple loading options (cartridge, bulk & suction)
- Non-slip finish for better grip
- Charging Time: 1 hour auto cut-off (±10min)

Contents:

- 16v Grease Gun
- 2pc x 2.0Ah Li-Ion Batteries
- 1pc Battery Charger
- Protective Blow-molded Storage Case

Model No.	Flow Rate	Pressure	Cartridge Size	Weight
SP81512	• 70g/min	• 6000psi	• 450cc	• 3.43kg (With Battery) (Battery 0.33kg)
SP81512BU	• SKIN ONLY			• 3.1kg



18V GREASE GUNS

- 450cc cartridge size
- 750mm ultra-flexible hose
- 6250psi max delivery pressure
- 75g/min flow rate
- Air bleed valve simplifies air removal during loading
- Multiple loading options (cartridge, bulk & suction)
- Chrome plated cartridge holder to suit Australian standard cartridges
- Charging Time: 1 hour auto cut-off (±10min)

Contents:

- 18v Grease Gun
- 2pc x 1.6Ah Li-Ion Batteries
- 1pc Battery Charger
- Protective Blow-molded Storage Case

Model No.	Flow Rate	Pressure	Cartridge Size	Weight
SP81522	• 75g/min	• 6250psi	• 450cc	• 3.75kg (With Battery) (Battery 0.65kg)
SP81522BU	• SKIN ONLY			• 3.1kg



ANGLE GRINDERS



18V ANGLE GRINDER

- Powerful DC motor provides continual grinding durability
- Cool ventilation system for motor
- Wheel size 4-1/2" (115mm)

Contents:

- Angle Grinder Skin Only
- No Battery or Charger

Model No.	No-Load Speed	Capacity	Weight
SP81308BU	• 7000rpm	• 4-1/2" (115mm)	• 1.6kg



18V ANGLE GRINDER

- Powerful brushless Induction motor provides continual grinding durability
- Brushless motors offer several advantages over brushed DC motors:
More torque (increased efficiency)
Increased reliability reduced noise, longer life time, elimination of ionizing sparks
so overall reduction of EMI

Contents:

- Angle Grinder Skin Only
- No Battery or Charger

Model No.	No-Load Speed	Capacity	Weight
SP81312BU	• 7000rpm	• 4-1/2" (115mm)	• 1.6kg

POLISHERS



16V MINI POLISHER

- Ergonomic soft grip handle for comfortable use
 - Charging Time: 1 hour auto cut-off (±10min)
- Contents:
- 16v Li-Ion Mini Polisher
 - 2pc x 2Ah Li-Ion Batteries
 - 1pc x Battery Charger
 - Blow-molded Protective Case

Model No.	No-Load Speed	Capacity	Weight
SP81355	• 3.000rpm	• 1/4" (75mm)	• 1.08kg (With Battery) (Battery 0.32kg)
SP81355BU	• SKIN ONLY		• .76kg

GASKET SANDERS



12V GASKET SANDER

- Ergonomic soft grip handle for comfortable use
 - Charging Time: 1 hour auto cut-off (±10min)
- Contents:
- 12v Li-Ion Gasket Sander
 - 2pc x 1.5Ah Li-Ion Batteries
 - 1pc x Battery Charger
 - Blow-molded Protective Case

Model No.	No-Load Speed	Capacity	Weight
SP81342	• 8.000rpm	• 1/4" (6.35mm)	• 0.9kg (With Battery) (Battery 0.2kg)
SP81342BU	• SKIN ONLY		• 0.7kg

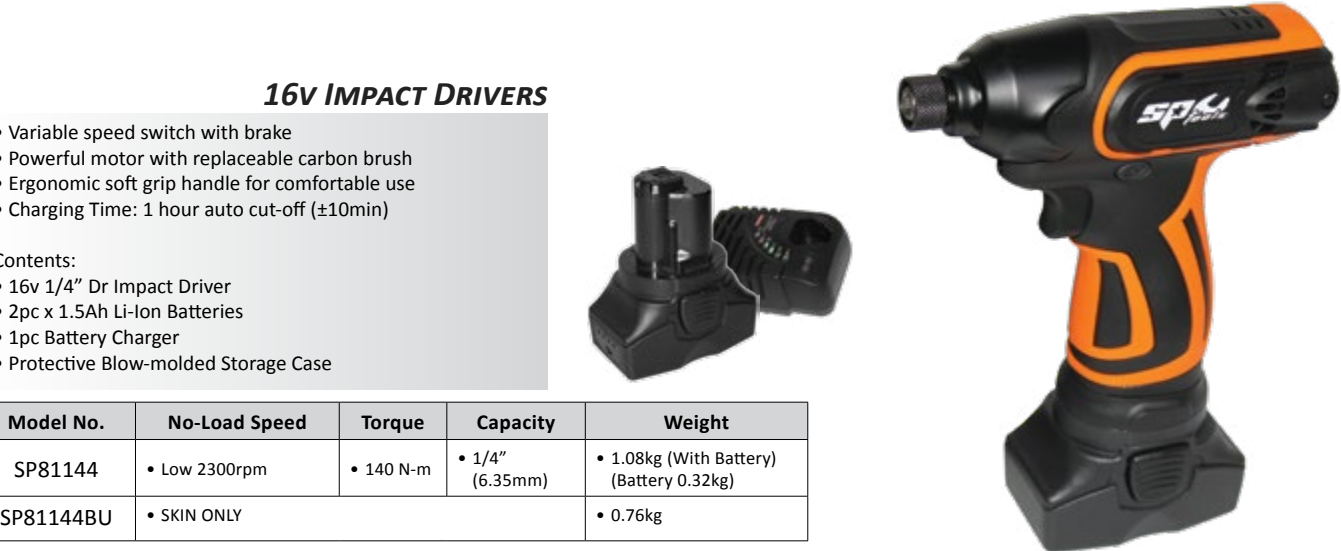


16V GASKET SANDER

- Ergonomic soft grip handle for comfortable use
 - Charging Time: 1 hour auto cut-off (±10min)
- Contents:
- 16v Li-Ion Gasket Sander
 - 2pc x 2Ah Li-Ion Batteries
 - 1pc x Battery Charger
 - Blow-molded Protective Case

Model No.	No-Load Speed	Capacity	Weight
SP81352	• 0-8000rpm	• 1/4" (6.35mm)	• 1.02kg (With Battery) (Battery 0.32kg)
SP81352BU	• SKIN ONLY		• 0.76kg

IMPACT DRIVERS



16V IMPACT DRIVERS

- Variable speed switch with brake
- Powerful motor with replaceable carbon brush
- Ergonomic soft grip handle for comfortable use
- Charging Time: 1 hour auto cut-off (±10min)

Contents:

- 16v 1/4" Dr Impact Driver
- 2pc x 1.5Ah Li-Ion Batteries
- 1pc Battery Charger
- Protective Blow-molded Storage Case

Model No.	No-Load Speed	Torque	Capacity	Weight
SP81144	• Low 2300rpm	• 140 N-m	• 1/4" (6.35mm)	• 1.08kg (With Battery) (Battery 0.32kg)
SP81144BU	• SKIN ONLY			• 0.76kg

DRILL/DRIVERS



12V DRILL/DRIVER

- Two adjustable speed controller
- Variable speed switch with brake
- Powerful motor with replaceable carbon brush
- 10 section clutch torque control
- Gear box with spindle lock function
- Single sleeve chuck
- Ergonomic soft grip handle for comfortable use
- Charging Time: 1 hour auto cut-off (±10min)

Contents:

- 12v 2 Speed Mini Drill
- 2pc x 1.5Ah Li-Ion Batteries
- 1pc Battery Charger
- Protective Blow-molded Storage Case

Model No.	No-Load Speed	Torque	Capacity	Clutch	Weight
SP81212	• Low 0-700 rpm • High 0-1700 rpm	• 17 N-m	• 3/8 (10mm)	• 10 Selections	• 1.045kg (With Battery) • (Battery 0.185kg)
SP81212BU	• SKIN ONLY				• 0.86kg



16V DRILL/DRIVER

- Two speed variable
- Aluminium clutch ring
- Powerful 4 pole motor
- Gear box with spindle lock function
- All steel chuck
- Ergonomic soft grip handle for comfortable use
- Charging Time: 1 hour auto cut-off (±10min)

Contents:

- 16v 2 Speed Drill/Driver
- 2pc x 2.0Ah Li-Ion Batteries
- 1pc Battery Charger
- Protective Blow-molded Storage Case

Model No.	No-Load Speed	Torque	Capacity	Clutch	Weight
SP81222	• Low 0-360 rpm • High 0-1550 rpm	• 27 N-m	• 3/8 (10mm)	• 11 Sections	• 1.045kg (With Battery) • (Battery 0.32kg)
SP81222BU	• SKIN ONLY				• 0.725kg



18V DRILL/DRIVERS

- Aluminium clutch ring
- Powerful 4 pole motor
- Gear box with spindle lock function
- All steel chuck
- Ergonomic soft grip handle for comfortable use
- Charging Time: 1 hour auto cut-off (±10min)

Contents:

- 18v Variable Speed
- 2pc x 3.0Ah Li-Ion Batteries
- 1pc Battery Charger
- Protective Blow-molded Storage Case

Model No.	No-Load Speed	Torque	Capacity	Clutch	Weight
SP81234	• Low 0-430rpm • High 0-1550rpm	• 60N-m	• 1/2" (13mm)	• 15 Settings	• 2.32kg (With Battery) • (Battery 0.65kg)
SP81234BU	• SKIN ONLY				• 1.67kg

HAMMER DRILL/DRIVERS

18V HAMMER DRILL/DRIVERS

- Variable speed hammer
- Aluminium clutch ring
- Powerful 4 pole motor
- Gear box with spindle lock function
- All steel chuck
- Ergonomic soft grip handle for comfortable use
- Charging Time: 1 hour auto cut-off (±10min)

Contents:

- 18v Variable Speed (Hammer) Drill
- 2pc x 3.0Ah Li-Ion Batteries
- 1pc Battery Charger
- Protective Blow-molded Storage Case



Model No.	No-Load Speed	Torque	Capacity	Clutch	Weight
SP81244	• Low 0-460rpm • High 0-1650 rpm	• 60 N-m	• 1/2" (13mm)	• 15 Selections + Hammer	• 2.32kg (With Battery) • (Battery 0.65kg)
SP81244BU	• SKIN ONLY				• 1.67kg

CAULKING GUNS

12V CAULKING GUNS

- SP Caulking Guns
- Speed control function
 - Patented dripless mechanism
 - Patented rapid plunger release mechanism
 - Cut-Off switch when plunger reaches the end

Model No.		Capacity
SP81362		• 400ml
SP81362BU	• SKIN ONLY	• Works with all standard size cartridges
SP81363		• 600ml
SP81363BU	• SKIN ONLY	• Works with all standard size cartridges



CORDLESS FLASHLIGHTS



12V FLASHLIGHT

- 4 angle settings 90°, 120°, 150° & 180°
- Two light sources - 4pc LED light panel (40hrs @ 30Lux) 28pc LED light panel (9Hrs @ 160Lux)

Contents:

- Mini LED flashlight - skin only
- No battery or charger included

Model No. **Brightness** **LED Life** **Run Time** **Weight**

SP81412BU	<ul style="list-style-type: none">• 4pc LED 30Lux• 28pc LED 160Lux	<ul style="list-style-type: none">• 3000 Hours	<ul style="list-style-type: none">• 4pc 40 Hours• 28pc 9 Hours	<ul style="list-style-type: none">• 0.248kg
-----------	---	--	---	---

SKIN ONLY



16V FLASHLIGHT

- 4 angle settings 90°, 120°, 150° & 180°
- Two light sources - 4pc LED light panel (40hrs @ 30Lux) 28pc LED light panel (9Hrs @ 160Lux)

Contents:

- Mini LED flashlight - skin only
- No battery or charger included

Model No. **Brightness** **LED Life** **Run Time** **Weight**

SP81416BU	<ul style="list-style-type: none">• 4pc LED 30Lux• 28pc LED 160Lux	<ul style="list-style-type: none">• 3000 Hours	<ul style="list-style-type: none">• 4pc 40 Hours• 28pc 9 Hours	<ul style="list-style-type: none">• 0.248kg
-----------	---	--	---	---

SKIN ONLY



18V FLASHLIGHT

- Pivoting head rotates 300° & 150° vertically
- Over 16 hours continuous use on 18v, 3.0Ah fully charged battery
- 28pc LED light panel 300Lux
- LED life 3000hrs

Contents:

- 18v LED flashlight - skin only
- No battery or charger included

Model No. **Brightness** **LED Life** **Run Time** **Weight**

SP81424BU	<ul style="list-style-type: none">• 28pc 300Lux @ 1.0m• 1200Lux @ 0.5m	<ul style="list-style-type: none">• 3000 Hours	<ul style="list-style-type: none">• 16 Hours	<ul style="list-style-type: none">• 1.14kg
-----------	---	--	--	--

SKIN ONLY

BATTERY PACKS

- SP Li-Ion batteries have 3 stage electronic protection
- Li-Ion with max charge voltage of 4.25v
- 3 cells 12.75 (12v), 5 cells 21.25 (18v)
- Phosphate based for higher thermal stability
- 18v slide style, 3.6v & 12v mini cassette style




Model No.	Description
SP81972	• 3.6v/1.5Ah
SP81982	• 12v/1.5Ah
SP81981	• 12v/2.0Ah
SP81983	• 16v/2.0Ah
SP81992	• 18v/1.6Ah
SP81994	• 18v/2.0Ah
SP81996	• 18v/3.0Ah
SP81997	• 18v/4.0Ah
SP81998	• 18v/5.0Ah

BATTERY CHARGERS

SP multi function microprocessor controlled 3.6, 12 & 18volt battery Chargers have a 9 stage control and protection system

1. Programmable over-charge voltage
2. End of charge current
3. Temperature cut-off
4. Safety charging time
5. Receive charge termination signal
6. Over-charge voltage protection
7. Over-charge current protection
8. Short circuit protection
9. Relay control protection

Model No.	Output Voltage	Input Voltage	Operating Temp	Storage Temp
SP81970	• 3.6/2.0A	• 100-240vac 50/60Hz	• 0 to 40°C	• -20 to 70°C
SP81893	• 12v / 2.0A	• 100-240vac 50/60Hz	• 0 to 40°C	• -20 to 70°C
SP81985	• 16v / 2.0A	• 100-240vac 50/60Hz	• 0 to 40°C	• -20 to 70°C
SP81989	• 18v / 3.0A	• 100-240vac 50/60Hz	• 0 to 40°C	• -20 to 70°C
SP81991	• 12-18v / 2.3A	• 12v Input (Car Charger)	• 0 to 40°C	• -20 to 70°C





SECTION INDEX

AIR TOOLS	
Ratchet Wrenches	272
Impact Wrenches	273
Drills	278
Screwguns	280
Die Grinders	280
Angle Grinders	282
Air Nibbler	283
Air Saw	283
Cut Off Tools	283
Air Riveters	283
Sanders	284
Chisel Guns	285
Needle Scalars	285

CONSTRUCTION SERIES	
Flooring Stapler/Nailer	286
Angle Finish Nailer	286
Framing Gun	286
Coil Nailer	286
ACCESSORIES	
Fitted Air Hoses	287
Air Tool Lubricant	287
Compressor Oil	287
Chisels	288
Chucks & Key	288
Blades	288
Collets	288
Backing Pad	289
Abrasiver Discs	289
Air Dusters	289

RATCHET WRENCHES



3/8"DR MINI IMPACT RATCHET WRENCH

Model No.	Length	Capacity	Air Con	Hand Torque
SP-1765	• 178mm	• 10mm	• 396L/min Max	• 50Nm



3/8"DR MINI IMPACT RATCHET WRENCH

Model No.	Length	Capacity	Air Con	Hand Torque
SP-7722A	• 155mm	• 10mm	• 396L/min Max	• 10 - 41Nm



3/8"DR MINI RATCHET WRENCH



Model No.	Length	Capacity	Air Con	Hand Torque
SP-1772	• 170mm	• 10mm	• 485L/min Max	• 40ft/lbs



3/8"DR MINI RATCHET WRENCH

Model No.	Length	Capacity	Air Con	Hand Torque
SP-1762	• 170mm	• 10mm	• 485L/min Max	• 40ft/lbs



1/4"DR MINI RATCHET WRENCH

Model No.	Length	Capacity	Air Con	Hand Torque
SP-1760A	• 170mm	• 10mm	• 485L/min Max	• 40ft/lbs

RATCHET WRENCHES

Model No.	Drive	Length	Capacity	Air Con	Hand Torque
SP-1133SX	3/8"	• 254mm	• 12mm	• 525L/min Max	• 124ft/lbs
SP-1133SX-2	1/2"	• 254mm	• 16mm	• 525L/min Max	• 124ft/lbs



1/2"DR RATCHET WRENCH - COMPOSITE BODY

Model No.	Length	Capacity	Air Con	Hand Torque
SP-7131	• 270mm	• 12mm	• 540L/min Max	• 135ft/lbs



3/8" DR IMPACT WRENCHES

3/8"DR IMPACT WRENCH - PISTOL

Model No.	Length	Capacity	Weight	Air Con
SP-2135	• 140mm	• 12mm	• 1.16kg	• 525L/min Max
Bolt Busting Torque		Hand Torque		Working Torque
• 210Nm		• 170Nm		• 70Nm




3/8"DR COMPACT IMPACT WRENCH - PISTOL COMPOSITE

Model No.	Length	Capacity	Weight	Air Con
SP-7825	• 110mm	• 12mm	• 0.68kg	• 468L/min Max
Bolt Busting Torque		Hand Torque		Working Torque
• 110Nm		• 80Nm		• 68Nm



3/8" DR IMPACT WRENCHES (Continued)



3/8"DR IMPACT WRENCH - PALM

Model No.	Length	Capacity	Weight	Air Con
SP-2136	• 155mm	• 12mm	• 0.46kg	• 485L/min Max
Bolt Busting Torque		Max Torque		Working Torque
• 190Nm		• 135Nm		• 60Nm

1/2" DR IMPACT WRENCHES



1/2"DR IMPACT WRENCH - COMPACT

Model No.	Length	Capacity	Weight	Air Con
SP-1141	• 93mm	• 16mm	• 1.34kg	• 808L/min Max
Bolt Busting Torque		Max Torque		Working Torque
• 970Nm		• 420Nm	• 705Nm (reverse)	• 380Nm



1/2"DR IMPACT WRENCH

Model No.	Length	Capacity	Weight	Air Con
SP-1145EX	• 190mm	• 16mm	• 2.5kg	• 808L/min Max
Bolt Busting Torque		Max Torque		Working Torque
• 1000Nm		• 550Nm		• 480Nm



1/2"DR IMPACT WRENCH - LONG ANVIL

Model No.	Length	Capacity	Weight	Air Con
SP-1145EXL	• 230mm	• 16mm	• 3.06kg	• 808L/min Max
Bolt Busting Torque		Max Torque		Working Torque
• 800Nm		• 520Nm		• 480Nm

1/2"DR IMPACT WRENCH

Model No.	Length	Capacity	Weight	Air Con
SP-1140EX	• 185mm	• 16mm	• 2.4kg	• 870L/min Max
Bolt Busting Torque		Max Torque		Working Torque
• 1140Nm		• 815Nm		• 500Nm



1/2"DR IMPACT WRENCH - LONG ANVIL

Model No.	Length	Capacity	Weight	Air Con
SP-1140EXL	• 240mm	• 16mm	• 2.6kg	• 870L/min Max
Bolt Busting Torque		Max Torque		Working Torque
• 1140Nm		• 815Nm		• 500Nm

1/2"DR RACE SERIES IMPACT WRENCH

Model No.	Length	Capacity	Weight	Air Con
SP-9144	• 154mm	• 16mm	• 1.5kg	• 880L/min Max
Bolt Busting Torque		Max Torque		Working Torque
• 1400Nm		• 1000Nm		• Forward: 50-500Nm • Reverse: 50-550Nm



1/2"DR MINI IMPACT WRENCH

Model No.	Length	Capacity	Weight	Air Con
SP-7147EX	• 119mm	• 16mm	• 0.94kg	• 647L/min Max
Bolt Busting Torque		Max Torque		Working Torque
• 875Nm		• 680Nm		• Forward: 380Nm • Reverse: 390Nm



THE LIGHTEST 1/2" DR IMPACT WRENCH ON THE MARKET. UNDER 1kg

3/4" DR IMPACT WRENCHES

3/4"DR IMPACT WRENCH

Model No.	Length	Capacity	Weight	Air Con
SP-1156TR	• 280mm	• 25mm	• 5.4kg	• 971L/min Max
Bolt Busting Torque		Max Torque		Working Torque
• 1800Nm		• 1290Nm		• 1000Nm

3/4"DR IMPACT WRENCH

Model No.	Length	Capacity	Weight	Air Con
SP-1158	• 220mm	• 25mm	• 5.5kg	• 1080L/min Max
Bolt Busting Torque		Max Torque		Working Torque
• 1900Nm		• 1500Nm		• 900Nm

3/4"DR IMPACT WRENCH - LONG ANVIL

Model No.	Length	Capacity	Weight	Air Con
SP-1158L	• 380mm	• 25mm	• 6.5kg	• 1080L/min Max
Bolt Busting Torque		Max Torque		Working Torque
• 1900Nm		• 1500Nm		• 900Nm

3/4" DR RACE SERIES IMPACT WRENCH

Model No.	Length	Capacity	Weight	Air Con
SP-9150	• 269mm	• 25mm	• 4.27kg	• 971L/min Max
Bolt Busting Torque		Max Torque		Working Torque
• 2150Nm		• 1750Nm		• 1100Nm

1" DR IMPACT WRENCHES

1" DR PISTOL TYPE INDUSTRIAL IMPACT WRENCH

Model No.	Length	Capacity	Weight	Air Con
SP-1190P	• 250mm	• 38mm	• 9kg	• 1130L/min Max
Bolt Busting Torque		Max Torque		Working Torque
• 2900Nm		• 2440Nm		• 1350Nm

1" DR INDUSTRIAL IMPACT WRENCH

Model No.	Length	Capacity	Weight	Air Con
SP-1190-2	• 330mm	• 45mm	• 8.7kg	• 1130L/min Max
Bolt Busting Torque		Max Torque		Working Torque
• 3500Nm		• 2990Nm		• 1350Nm

1" DR INDUSTRIAL IMPACT WRENCH - 6" ANVIL

Model No.	Length	Capacity	Weight	Air Con
SP-1190-6	• 430mm	• 45mm	• 9.2kg	• 1130L/min Max
Bolt Busting Torque		Max Torque		Working Torque
• 3500Nm		• 2990Nm		• 1350Nm

1" DR INDUSTRIAL IMPACT WRENCH - 8" ANVIL

Model No.	Length	Capacity	Weight	Air Con
SP-1190-8	• 480mm	• 45mm	• 9.5kg	• 1130L/min Max
Bolt Busting Torque		Max Torque		Working Torque
• 3500Nm		• 2990Nm		• 1350Nm

3/8" DR DRILLS



3/8" AUTOMOTIVE DRILL

Model No.	Length	Capacity	Air Con	Weight
SP-2526	• 180mm	• 9.5mm	• 546L/min Max	• 1.22kg

3/8" AUTOMOTIVE DRILL - KEYLESS CHUCK

Model No.	Length	Capacity	Air Con	Weight
SP-2526KL	• 180mm	• 9.5mm	• 546L/min Max	• 1.22kg

1/2" DR DRILLS



1/2" AUTOMOTIVE DRILL

Model No.	Length	Capacity	Air Con	Weight
SP-2528	• 195mm	• 12.7mm	• 546L/min Max	• 1.72kg

1/2" AUTOMOTIVE DRILL - KEYLESS CHUCK

Model No.	Length	Capacity	Air Con	Weight
SP-2528KL	• 195mm	• 12.7mm	• 546L/min Max	• 1.72kg

COMPOSITE BODY DRILLS



3/8" DR COMPOSITE INDUSTRIAL PISTOL DRILL

Model No.	Length	Capacity	Air Con	Chuck Size
SP-7525	• 155mm	• 9.5mm	• 606L/min Max	• 3/8"

3/8" DR COMPOSITE INDUSTRIAL PISTOL DRILL - KEYLESS CHUCK

Model No.	Length	Capacity	Air Con	Chuck Size
SP-7525KL	• 155mm	• 9.5mm	• 606L/min Max	• 3/8" Keyless

1/2" DR COMPOSITE INDUSTRIAL PISTOL DRILL

Model No.	Length	Capacity	Air Con	Chuck Size
SP-7527	• 180mm	• 12.7mm	• 606L/min Max	• 1/2"

1/2" DR COMPOSITE INDUSTRIAL PISTOL DRILL - KEYLESS CHUCK

Model No.	Length	Capacity	Air Con	Chuck Size
SP-7527KL	• 180mm	• 12.7mm	• 606L/min Max	• 1/2" Keyless



1/4" SCREWGUNS



1/4" PISTOL SCREWGUN

Model No.	Length	Capacity	Air Con	Speed
SP-2810	• 205mm	• 6.35mm	• 304L/min Max	• 1800rpm
SP-2812	• 205mm	• 6.35mm	• 304L/min Max	• 800rpm



1/4" IMPACT PISTOL SCREWGUN

Model No.	Length	Capacity	Air Con	Speed
SP-7146H	• 152mm	• 6.35mm	• 647L/min Max	• 1,150rpm

1/4" DIE GRINDERS



SP Die Grinders can be used in a wide range of applications such as:

- Gasket and Silicon removal from Heads, Blocks, Thermostat Housing and Water pumps
- Engine Porting including Intake Manifolds, Cylinder Head and Exhaust Manifolds
- Wide range of De-burring and Grinding applications using Stones and Carbide Burrs

1/4" DR MINI DIE GRINDER

Model No.	Free Speed	Length	Capacity	Air Con	Weight
SP-2200	• 28,000rpm	• 120mm	• 6.35mm	• 465L/min Max	• 0.32kg

1/4" DR 90° ANGLE HEAD DIE GRINDER

Model No.	Free Speed	Length	Capacity	Air Con	Weight
SP-2200AH	• 21,000rpm	• 160mm	• 6.35mm	• 506L/min Max	• 0.56kg

- Ergonomic grip
- Safety lever control



1/4" DR STRAIGHT DIE GRINDER

Model No.	Free Speed	Length	Capacity	Air Con	Weight
SP-1210	• 23,000rpm	• 145mm	• 6.35mm	• 603L/min Max	• 0.54kg

- Robust alloy body
- Front exhaust



1/4" DR STRAIGHT DIE GRINDER

Model No.	Free Speed	Length	Capacity	Air Con	Weight
SP-7220	• 20,000rpm	• 175mm	• 6.35mm	• 133L/min Max	• 0.62kg

- Ergonomic design cushion-grip cover
- Rear exhaust
- Graduated trigger control
- Built-in power regulator



1/4" DR ANGLED DIE GRINDER

Model No.	Free Speed	Length	Capacity	Air Con	Weight
SP-7211	• 18,000rpm	• 175mm	• 6.35mm	• 93L/min Max	• 0.80kg

- Ergonomic design cushion-grip cover
- Rear exhaust
- Graduated trigger control
- Built-in power regulator



ANGLE GRINDERS

- SP Angle Grinders**
- Safety throttle lever to prevent accidental start ups
 - Hardened and ground spiral bevel gears for low vibration



100MM MINI ANGLE GRINDER

Model No.	Free Speed	Length	Capacity	Air Con	Weight
SP-2254LC	• 13,000rpm	• 180mm	• 100mm	• 566L/min Max	• 2.04kg



AUTOMOTIVE ANGLE GRINDERS

Model No.	Free Speed	Length	Capacity	Air Con	Weight
SP-2254	• 12,000rpm	• 225mm	• 100mm	• 566L/min Max	• 1.72kg
SP-2257	• 11,000rpm	• 225mm	• 125mm	• 566L/min Max	• 1.76kg



125MM INDUSTRIAL ANGLE GRINDER

Model No.	Free Speed	Length	Capacity	Air Con	Weight
SP-1257	• 12,000rpm	• 229mm	• 125mm	• 566L/min Max	• 1.76kg



180MM ANGLE GRINDER

Model No.	Free Speed	Length	Capacity	Air Con	Weight
SP-1261	• 7,500rpm	• 340mm	• 180mm	• 910L/min Max	• 3.8kg

CUTTING TOOLS

AIR NIBBLER

Model No.	Length	Capacity	Air Con	Weight
SP-2215	• 185mm	14 Gauge Steel • 1.6mm Stainless Steel • 1.2mm	• 470L/min Max	• 1.02kg



STRAIGHT AIR SAW

Model No.	Free Speed	Length	Capacity	Air Con	Weight
SP-2730	• 10,000spm	• 240mm	• 1.5mm	• 360L/min Max	• 1.3kg

- Includes:**
- 24 teeth blade
 - 32 teeth blade
 - 5pc file set

* spm = strokes per minute



3" CUT OFF TOOL

Model No.	Free Speed	Length	Capacity	Air Con	Weight
SP-7230	• 20,000rpm	• 172mm	• 1.5mm	• 113L/min Max	• 0.68kg

- Ergonomic design cushion-grip handle
- Rear exhaust
- Safety throttle lever
- Built-in power regulator
- Metal guard



RIVETERS

INDUSTRIAL PNEUMATIC/HYDRAULIC RIVETERS

- Easy Setup / Low Maintenance
- 3 Jaw Clamping Chuck for Increased Grip & Extended Jaw Life
- Air Con: 113L/Min

Model No.	Capacity	Pulling Power	Nose Tips Included	Weight
SP-2306	• 3/16" Capacity	• 2,100lbs (953kg)	• 2.4, 3.2, 4.0 & 4.8mm	• 1.49kg
SP-2308	• 1/4" Capacity	• 3,100lbs (1407kg)	• 3.2, 4.0, 4.8, 5.6 & 6.4mm	• 1.97kg



SANDERS & POLISHERS



2" GASKET SANDER

Model No.	Free Speed	Length	Capacity	Air Con	Weight
SP-1330H	• 12,000rpm	• 125mm	• 50mm	• 469L/min Max	• 0.67kg

- Multiple speed settings
- Ergonomic grip/trigger designed for operator comfort

5" DISC SANDER

Model No.	Free Speed	Length	Capacity	Air Con	Weight
SP-1350	• 15,000rpm	• 155mm	• 125mm	• 808L/min Max	• 1.0kg

- Adjustable air regulator
- High grade bearings and gears



BELT SANDER

Model No.	Free Speed	Length	Capacity	Air Con	Weight
SP-2370	• 16,000rpm	• 275mm	• 10x330mm	• 647L/min Max	• 1kg

- Includes:
- 80 grit belt
 - 120 grit belt



DUST FREE ORBIT SANDER

Model No.	Orbit	Free Speed	Length	Capacity	Air Con	Weight
SP-3600	• 2.5mm	• 10,000rpm	• 225mm	• 150mm	• 448L/min Max	• 0.95kg
SP-3605	• 5mm	• 10,000rpm	• 225mm	• 150mm	• 448L/min Max	• 0.95kg

- Includes:
- Bag and hose
 - Velcro backing pad

CHISEL GUNS/SCALERS



INDUSTRIAL CHISEL GUN

Model No.	Length	Capacity	Blows/Min	Weight
SP-1400	• 216mm	• 10mm	• 3000bpm	• 2.0kg

Note: Chisels not included

AUTOMOTIVE CHISEL GUN

Model No.	Length	Capacity	Blows/Min	Weight
SP-1405	• 166mm	• 10mm	• 3000bpm	• 1.4kg

Note: Chisels not included



STRAIGHT INDUSTRIAL NEEDLE SCALER

Model No.	Length	Capacity	Needle Dia.	Weight
SP-2470	• 420mm	• 19 Needles	• 1/8 x 7	• 2.7kg

- Ideal for removal of rust, scale, paint etc
- Needles adjust automatically to contours



COMPOSITE NEEDLE SCALER

Model No.	Length	Capacity	Needle Dia.	Weight
SP-2472	• 345mm	• 12 Needles	• 1/8 x 7	• 2.4kg

- Ideal for removal of rust, scale, paint etc
- Needles adjust automatically to contours



PISTOL NEEDLE SCALER

Model No.	Length	Capacity	Needle Dia.	Weight
SP-2482	• 330mm	• 19 Needles	• 1/8 x 7	• 2.7kg

- Ideal for removal of rust, scale, paint etc
- Needles adjust automatically to contours

CONSTRUCTION SERIES NAIL GUNS & STAPLERS



SP Air SECRET FLOORING STAPLER/NAILER

Model No.	Description
SP-9200	<ul style="list-style-type: none">• 15-1/2 Ga 92pc staples and 16Ga 100pc “L” cleat load capacity• Light cast aluminium body• Rubber wrapped handle, comfortable for Use• 360° adjustable exhaust deflector• Innovative 2 in 1 magazine design for staple and cleat nail• Good balance• Mallet included

SP Air DA 32MM-65MM ANGLE FINISH NAILER (15GA)

Model No.	Description
SP-9255	<ul style="list-style-type: none">• Uses 15Ga angle finish nails from 1-1/4” to 2-1/2”• Angled magazine• Hard coat anodized aluminium magazine holds 100 nails at one time• Adjustable depth of drive for precision nailing• Quick-release nosepiece for fast clearing of jams• No mark rubber safety tip• Muffled 360° adjustable exhaust port

CONSTRUCTION SERIES FRAMING GUNS & NAILERS



SP Air 34° ANGLED 50MM-75MM FRAMING GUN

Model No.	Description
SP-9355	<ul style="list-style-type: none">• Load capacity 80pcs• Cast magnesium alloy body• Fast top loading magazine• Long, narrow nose piece• High power and fast cycle rate• Adjustable exhaust deflector• Comfortable rubber grip• Non slip safety cone• Excellent manoeuvrability and line of sight• Fold away rafter hanger

SP Air 15° ANGLED 35MM-65MM COIL NAILER

Model No.	Description
SP-9665	<ul style="list-style-type: none">• 200-300pc load capacity• Drives standard coil wire/plastic sheet collation nails from 1-12” to 2-1/2”• Strong and light die cast magnesium alloy body• Speed nailing performance• Depth of drive quick-adjustment to countersink or flush drive nails• No-mark contact tip included

SP FITTED AIR HOSES



PREMIUM FITTED AIR HOSES

- Constructed from an engineered hybrid polymer that provides superior all-weather flexibility, even in freezing temperatures (temperature range: -5°C ~ 65°C)
- Designed to hold up to the shop environment with an excellent abrasion-resistant outer cover.
- Hose will not kink when under pressure.
- Max Working Pressure: 300PSI
- Designed to work smart & last long with a lightweight body & One-touch Nitto style couplers, this hose is built to work as hard as you do.

PREMIUM QUALITY

- Extreme flexibility
- Abrasion resistant
- Easy to roll up for quick and effortless storage
- High visibility safety orange
- No memory technology
- Anti-kink
- UV treated

Model No.	Length
SP66-15N	• 15 Metres
SP66-30N	• 30 Metres

ONE TOUCH COUPLERS

- One-touch Nitto™ style
- Swaged hose clamps
- 10mm / 3/8” I.D



AVAILABLE IN:
15m & 30m

AIR TOOL LUBRICANT

AIR TOOL LUBRICANT

Premium quality air tool oil, specially formulated to lubricate and protect air tools as well as maximise performance and prolong service life. Designed to prevent wear, rust and oxidation to ensure a reliable and trustworthy tool that is always ready to tackle the job at hand.

- Lubricates and Protects
- Removes Moisture
- Maximises Tool Performance
- Prolongs Tool Life
- Premium Quality Oil

Model No.	Description/Features
SPAO500s	• 500ml
SPAO1000s	• 1 Liter
SPAO4000	• 4 Liter



COMPRESSOR OIL

COMPRESSOR OIL

Specially formulated premium quality oil provides superior pump wear and corrosion protection, thus ensuring maximum pump performance, reduced vibration and minimal pump noise. Active cleansing technology clears all unwanted sludge and prolongs service life.


- Superior Wear & Corrosion Protection
- Maximises Pump Performance
- Minimises Vibration and Pump Noise
- Active Cleansing Technology
- Premium Quality Oil
- Prolongs Service Life

Model No.	Description/Features
SPCO1000s	• 1 Liter
SPCO4000	• 4 Liter




SP AIR TOOL ACCESSORIES

CHI-SPI




Spring Retainer

D06



Wide Scraper

D23



Flat Blade

D59



Panel Cutter

D60



Rivet and Bolt Cutter

CHISEL GUN ACCESSORIES

Model No.	Description
D06	• Wide Scraper Chisel • 170mm Long
D23	• Flat Blade Chisel • 170mm Long
D59	• Panel Cutter Chisel • 170mm Long
D60	• Rivet and Bolt Cutter Chisel • 170mm Long
CHI-SPI	• Spring Retainer Chisel

DRILL CHUCKS/KEYS

Model No.	Description
DLC-9	• 3/8" x 3/8" x 24tpi Key Type Drill Chuck
DLC-10	• 3/8" x 3/8" x 24tpi Keyless Drill Chuck
DLC-13	• 1/2" x 3/8" x 24tpi Key Type Drill Chuck
DLC-15	• 1/2" x 3/8" x 20tpi Key Type Drill Chuck
DLC-17	• 1/2" x 1/2" x 20tpi Keyless Drill Chuck
DCK-2	• 3/8" Chuck Key
DCK-3	• 1/2" Chuck Key

AIR HACKSAW BLADES

Model No.	Description
SAW-B100	• Pack of 4 Hacksaw Blades • 32 Teeth • For Cutting Steel
SAW-C100	• Pack of 4 Hacksaw Blades • 24 Teeth • For Cutting Aluminium
SAW-W100	• Pack of 4 Hacksaw Blades • 14 Teeth • For Cutting Wood/Urethane

DIE GRINDER COLLETS

Model No.	Description
C127-4	• 1/4" Collet
C127-6	• 6mm Collet
C127-8	• 1/8" Collet

AIR ACCESSORIES

Model No.	Description
MOL-21	• Mini Lubricator
SP910A	• Swivel Connector - 1/4"
RG-30	• Inline Regulator



MOL-21



SP910A



RG-30

BACKING PAD

Model No.	Description
PD-6HV	• 6" Sanding Pad • Suits D/A Sanders



ABRASIVE

Model No.	Description
SP-2053	• Pack of 4 Course Discs • For use on Cast Iron Cylinder Heads
SP-2053B	• Box of 50 Course Discs • For use on Cast Iron Cylinder Heads
SP-2051	• Pack of 4 Fine Discs • For use on Aluminium Cylinder Heads
SP-2051B	• Box of 50 Fine Discs • For use on Aluminium Cylinder Heads
SP-205A	• 2" Gasket Sander Pad & Spindle
SP-205D	• Gasket Removal Kit • Includes Pad and Spindle, 2 x course discs and 2 x fine discs



SP-2053



SP-2051



SP-205A



SP-205D



Retail Pack (4pc)



Bulk Pack of 50

AIR DUSTERS

LONG NOZZLE AIR DUSTER

Model No.	Description
SP-111	• Plastic lever • Brass Inlet • Length 100mm

EXTRA LONG NOZZLE AIR DUSTER

Model No.	Description
SP-113	• Plastic lever • Brass Inlet • Length 750mm



TRADE MARK LOGOS



HASSLE FREE WARRANTY

SP TOOL BOXES - 12 MONTH WARRANTY

SP Tool Boxes are covered against manufacturing defects or faulty materials. This warranty does not cover overloading, abuse, misuse, and normal wear and tear. Tool Chests are designed for use in a workshop situation. The warranty does not cover the use of chests in a mobile situation with the exemption of our mobile solutions storage. All warranty claims must be returned to an authorized SP Tools USA dealer, freight pre-paid, and packed to avoid transportation damage. If the claim is rejected, the product will be returned to the customer at their expense.

SP HAND TOOLS - LIFETIME WARRANTY

SP Hand Tools are covered against manufacturing defects or faulty materials. This warranty does not cover overloading, abuse, misuse, and normal wear and tear. All SP Hand Tools are designed and manufactured for specific purposes, and if not used for that intended purpose they will not be covered by the lifetime warranty. Tools that fail due to manufacturing defects or faults may be returned to an SP USA Hand Tool authorized dealer for repair or replacement at the sole discretion of Sp Tools USA - All measuring equipment (12-month warranty), battery operated wrenches (24-month warranty), striking and cutting tools, batteries (6-month warranty).

SP AUTOMOTIVE SPECIALITY TOOLS - 12 MONTH WARRANTY

SP USA Automotive Speciality Tools are covered against manufacturing defects or faulty materials. This warranty does not cover overloading, abuse, misuse, and normal wear and tear. All SP Automotive Speciality Tools are designed and manufactured for specific purposes, and if not used for that intended purpose they will not be covered by the 12-month warranty. Tools that fail due to manufacturing defects or faults may be returned to an SP USA Automotive Speciality Tool authorized Distributor for repair or replacement at the sole discretion of SP Tools USA.

SP AIR TOOLS & COMPRESSORS


SP USA Air Tools are warranted for 12 months, from date of sale to the end user. This warranty covers faulty workmanship and materials only. Such accessories as pads, blades, retainer springs, chisels, chucks or any other such attachments are not included. Products which are being claimed for warranty are to be returned to SP Tools USA with freight prepaid with your name address, adequate proof of date of purchase and a short description of the defect. This warranty does not apply to products which have been abused, misused, modified or repaired by anyone other than an Austech appointed repair agent. Austech's sole liability under this warranty is limited to the repair or replacement of the defective product. The decision to repair or replace remains solely at the discretion of SP Tools USA only and the repairs or replacements are warranted as described above for the remainder of the original warranty period.

Any warranty repairs are limited to the warranty fault identified and as such will not include any other faults due to misuse, abuse, failure to maintain, fair wear and tear or the replacement of serviceable items such as oil, spark plugs, air filters, fuel, etc.

Note: Warranty cover only applies if valid proof of purchase is presented when the warranty is requested. The warranty period starts from the original date of purchase. Units which fail to perform by specifications due to non-warrantable causes will be subject to freight, repair and or quote charges.

© COPYRIGHT
REPRODUCTION OF THIS PRICE LIST WHOLE OR IN PART IS PROHIBITED WITHOUT WRITTEN APPROVAL FROM SP TOOLS USA.
SP TOOLS USA LOGOS ARE REGISTERED TRADEMARKS AND SHOULD NOT BE REPRODUCED WITHOUT WRITTEN APPROVAL FROM SP TOOLS USA.


TORX® IS A REGISTERED TRADEMARK OF TEXTRON INC. PHILLIPS® IS A REGISTERED TRADEMARK OF THE PHILLIPS SCREW CO.
WHILE EVERY EFFORT IS MADE TO ENSURE THAT PRODUCT INFORMATION IS CORRECT AT TIME OF PRINT, WE RESERVE THE RIGHT TO CORRECT PRINTING ERRORS.



THE SP TOOLS RANGE IS AVAILABLE FOR PURCHASE ONLINE AT:

SPTOOLSUSA.COM

SP TOOLS USA DEALER:



9 330514 069615

CAT-SPUSA19