



dream
BIG
darling

HOW TO MAKE 2024 THE YEAR YOU SUCCEED AT STAGING, DESIGN & LIFE

Free work shop on making 2024 the year
of total productivity & fearless pursuit of
doing what you love!

HOMESTAGINGRESOURCE.COM

3 WAYS TO GET THE MOST OUT OF THE LIVE WEBINAR AND WORKBOOK

People learn by watching, listening and doing, so this workbook is designed to help you absorb the material in a way that it sticks. This is the way I train in my **design certification courses** and I've found that people have so much more success when all of their senses are engaged, **so here's what you will want to do...**

STEP 1: PRINT THIS WORKBOOK

Print this workbook and use it during our online workshop to stay fully engaged and take notes on the actions you want to implement quickly. If you want to save ink, don't print page one since the title design is pretty fancy ;-)

STEP 2: ASK THE BURNING QUESTION

Think of **ONE QUESTION** you would like me to answer live while we are together. If I don't answer your question during my training, you can ask me during the Q&A session at the end (which is the **MOST** fun).

STEP 3: DECIDE ON ONE "TAKE AWAY"

To maximize your time on this free training, at the end of the session decide on just one **ACTION** you plan to complete in the next 48 hours. Taking action right away will give you instant momentum to start seeing **BIG** results this year!

READY TO GET STARTED?

Time to put yourself and your learning FIRST, so remove all your distractions (Fido may need to go outside:), silence your phone and give yourself an hour to get **CHARGED** up. I go very fast through over 100 slides, so keep your phone handy to take photos of the screen and ideally watch the work shop on a desktop for best results.

AUDRA SLINKEY'S – HOW TO MAKE IT YOUR YEAR FOR SUCCESS

What You Should Know Beforehand...

1. How do you feel about Audra's first question? Are you moving with momentum?

2. Practical Steps to Success:

- 1 Brainstorm the BIG 8: 1. Business 2. 3. Money
4. 5. Family 6. Spiritual Health 7. 8. Personal
- 2 Physically write it down for success and ask yourself these 3 key questions to focus:
1. 2.
3.
- 3 Write down each step or intention that will get you to that goal
- 4 Focus on what you are about and at. (Sweet Spot)
- 5 Focus on completing only Priority items a day that align with your goals, passion and talents
- 6 Celebrate the

AUDRA SLINKEY'S - HOW TO MAKE IT YOUR YEAR FOR SUCCESS

First Things First...

3. How will you commit to removing a "time sucker" and writing down intentions daily?

4. Emotional Steps to Success...do a RESET and Reignite your energy:

R

E

S

E

T

5. Hot Tips for Removing and Taming FEAR

AUDRA SLINKEY'S – HOW TO MAKE IT YOUR YEAR

7-Action Items for Growth

1. Looking Back to Move Forward

What did you enjoy working on? What in your calendar were you most proud of?

List some of the goal ideas Audra shared that resonated with you from looking back:

1

2

3

4

5

2. Letting Go to Move Forward

List some of the things you may need to let go of (sayōnara sweetheart!):

AUDRA SLINKEY'S - HOW TO MAKE IT YOUR YEAR

7-Action Items for Growth

3. Brainstorm Your Big Ideas, Dreams and Opportunities

What would you do over the next 6 months if you COULD NOT FAIL?

READY TO DO SOME BIG BRAINSTORMING?

During the work shop Audra gives you tons of ideas for steps you can take to reach your goals, so write down the ones that resonate with you BUT take time after to consider many more.

List your ideas, opportunities, possibilities and dreams. Don't hold back...dream BIG!

1	
2	
3	
4	
5	

BONUS! ADDITIONAL FREE TRAINING - In the workshop, Audra mentions two other courses she has created to SKILL-UP your 2024:: Certified Color Expert and Expert E-Designer training. Click on the links below to get FREE mini-training on each:

[Click here for the FREE Webinar Replay on "How to Make Money with E-Design"](#)

[Click here for the FREE Webinar Replay on "Creating Color Schemes for Clients"](#)


AUDRA SLINKEY'S - HOW TO MAKE IT YOUR YEAR

7-Action Items for Growth

4. Brass Tacks and Calendar Planning

Plan the next 6 months only. How are you going to make money in your staging business? What steps will take you there?

If you're looking into the industry, then what steps can you take today to learn more and get closer to your dreams?



During the workshop Audra gives a lot of examples of how you can create a BIG GOAL and what the smaller intention steps are to reach them.

List one big goal that resonated with you and add the "intention" steps to get there

●	
●	
●	
●	


5. Home Stager and Designer's Marketing Idea Calendar

Dec/Jan: _____
Feb: _____
Mar/April: _____
May/June: _____

July/Aug: _____
Sept: _____
Oct/Nov: _____


6. Consider Your Systems

Audra brain storms many different "systems" in the staging and design world.
Which "systems" would you like to focus on?



7. Skill-Up Your 2024

What skills do you need to invest in to make 2024 happen for you?



YAY! YOU DID IT.

Thank you so much for joining me as we chat about your 2024 and this amazing industry! I've seen so many success stories from people just like you who watched one of my work shops and decided to take action...

ACTION was the IMPETUS to their SUCCESS.

CLICK HERE TO START A DESIGN BUSINESS YOU LOVE!

